FIG.1

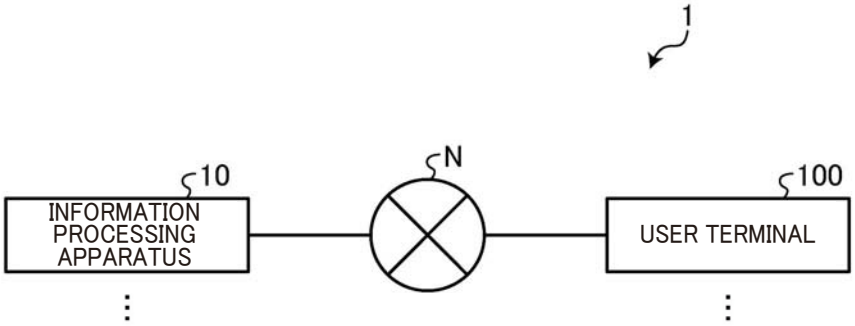

FIG.2

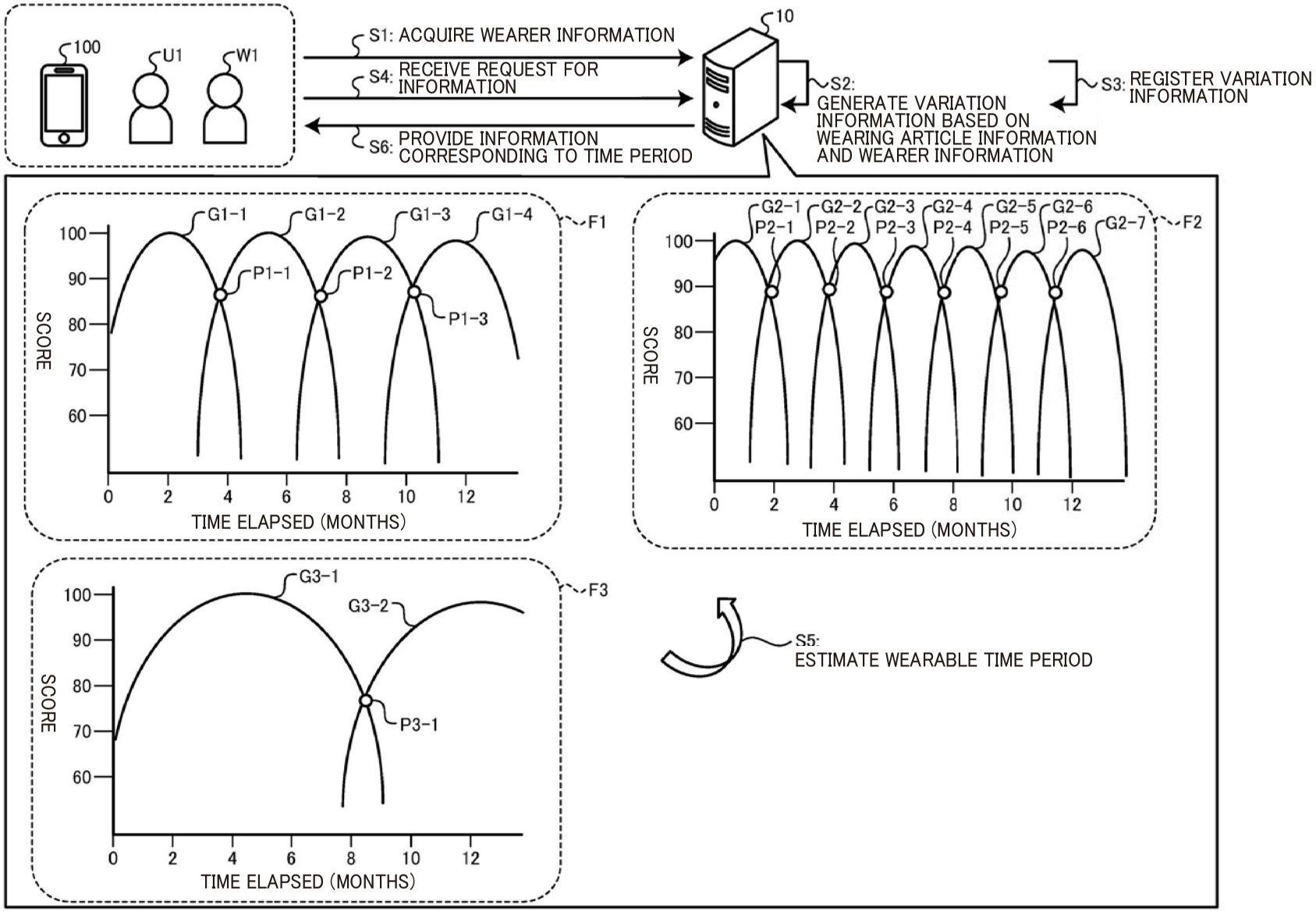
100
U1
W1
S1: ACQUIRE WEARER INFORMATION
S4: RECEIVE REQUEST FOR INFORMATION
S6: PROVIDE INFORMATION CORRESPONDING TO TIME PERIOD
10
S2: GENERATE VARIATION INFORMATION BASED ON WEARING ARTICLE INFORMATION AND WEARER INFORMATION
S3: REGISTER VARIATION INFORMATION
G1-1
G1-2
G1-3
G1-4
P1-1
P1-2
P1-3
F1
SCORE
TIME ELAPSED (MONTHS)
G2-1
G2-2
G2-3
G2-4
G2-5
G2-6
G2-7
P2-1
P2-2
P2-3
P2-4
P2-5
P2-6
F2
G3-1
G3-2
P3-1
F3
S5: ESTIMATE WEARABLE TIME PERIOD

FIG.3A

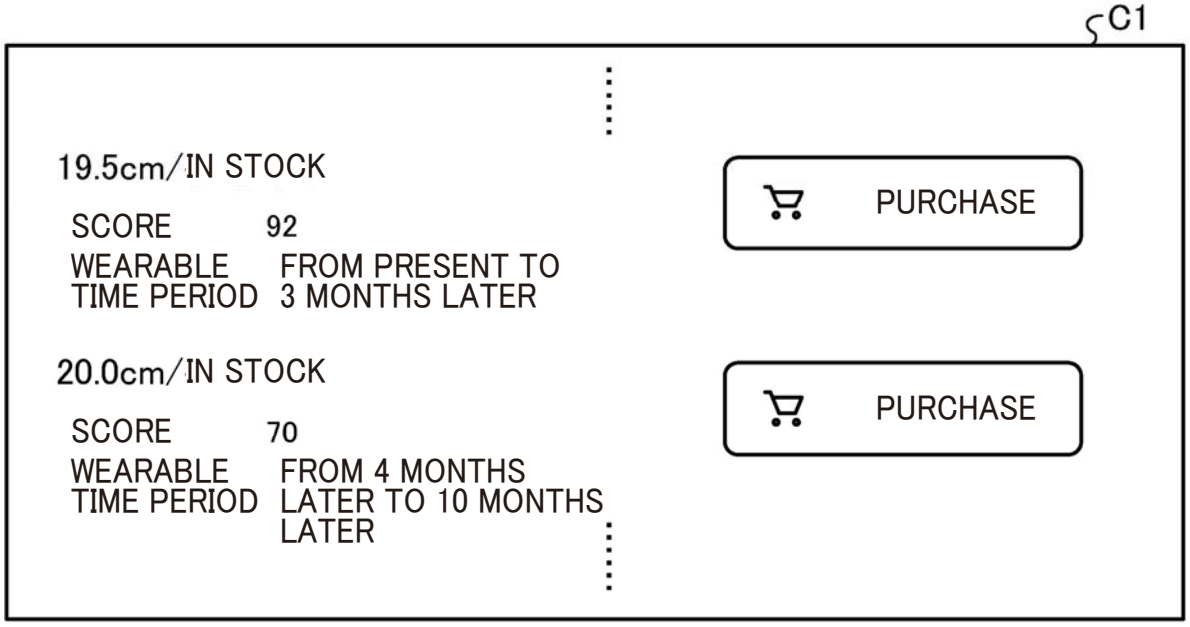
C1
19.5cm/IN STOCK
SCORE 92
WEARABLE TIME PERIOD FROM PRESENT TO 3 MONTHS LATER
PURCHASE
20.0cm/IN STOCK
SCORE 70
WEARABLE TIME PERIOD FROM 4 MONTHS LATER TO 10 MONTHS LATER
PURCHASE

FIG.3B

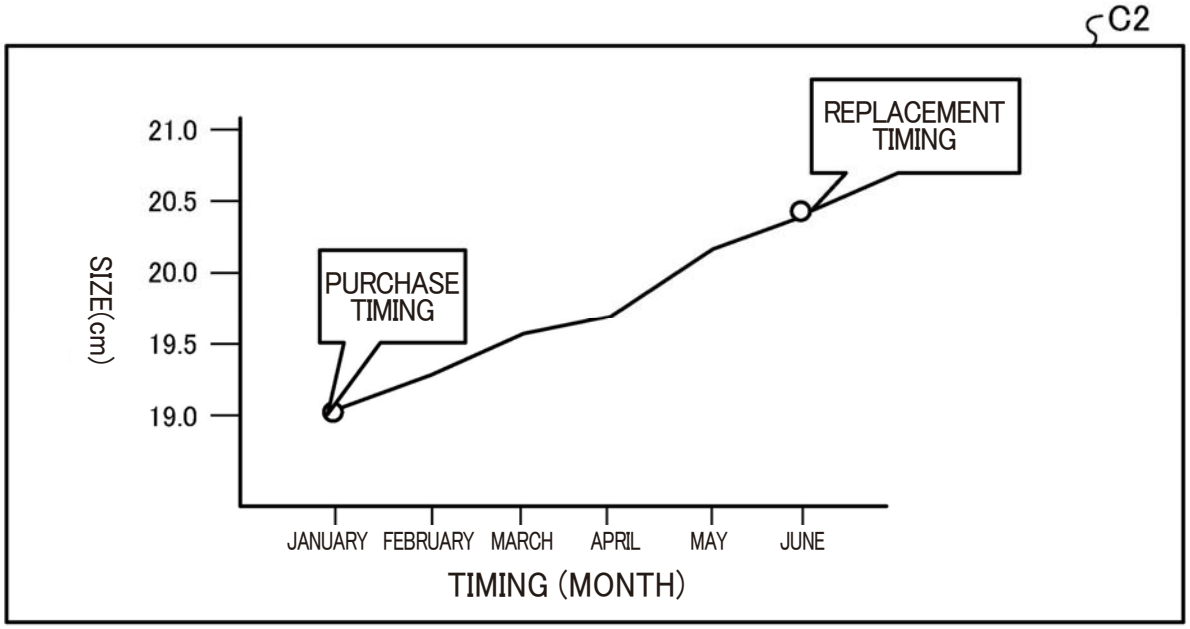
C2
REPLACEMENT TIMING
PURCHASE TIMING
SIZE(cm)
21.0
20.5
20.0
19.5
19.0
JANUARY
FEBRUARY
MARCH
APRIL
MAY
JUNE
TIMING (MONTH)

FIG.4

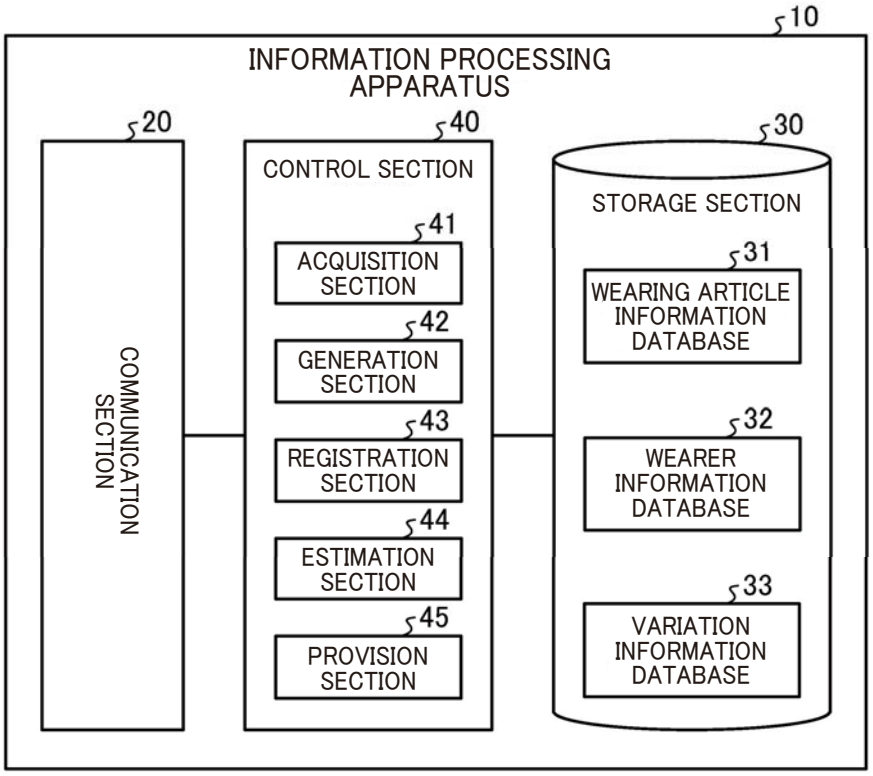
10
INFORMATION PROCESSING APPARATUS
20
COMMUNICATION SECTION
40
CONTROL SECTION
41
ACQUISITION SECTION
42
GENERATION SECTION
43
REGISTRATION SECTION
44
ESTIMATION SECTION
45
PROVISION SECTION
30
STORAGE SECTION
31
WEARING ARTICLE INFORMATION DATABASE
32
WEARER INFORMATION DATABASE
33
VARIATION INFORMATION DATABASE

FIG.5

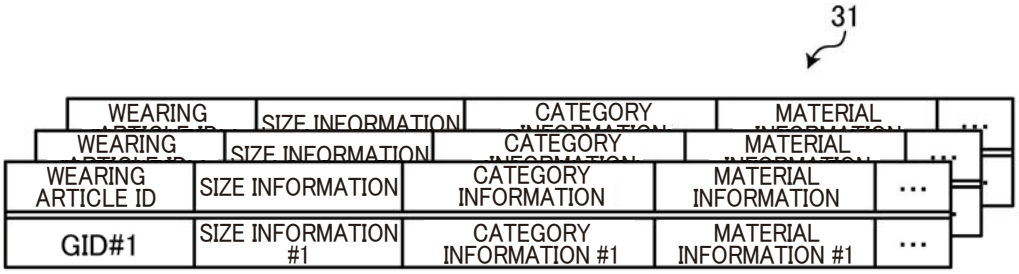
31
WEARING ARTICLE ID
SIZE INFORMATION
CATEGORY INFORMATION
MATERIAL INFORMATION
...
GID#1
SIZE INFORMATION #1
CATEGORY INFORMATION #1
MATERIAL INFORMATION #1
...

FIG.6

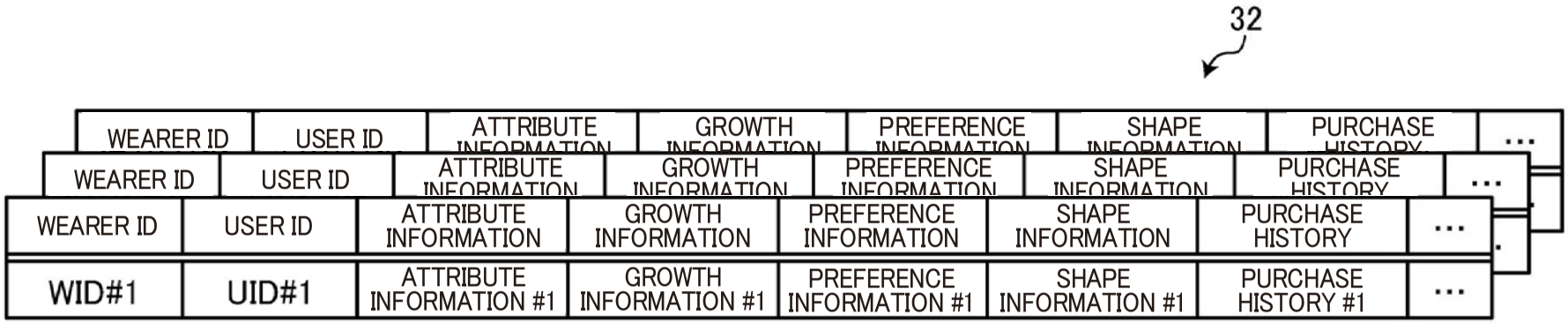
32
WEARER ID
USER ID
ATTRIBUTE INFORMATION
GROWTH INFORMATION
PREFERENCE INFORMATION
SHAPE INFORMATION
PURCHASE HISTORY
...
WID#1
UID#1
ATTRIBUTE INFORMATION #1
GROWTH INFORMATION #1
PREFERENCE INFORMATION #1
SHAPE INFORMATION #1
PURCHASE HISTORY #1

FIG.7

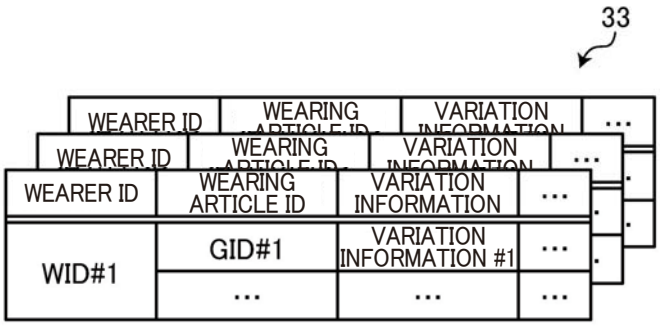
33
WEARER ID
WEARING ARTICLE ID
VARIATION INFORMATION
...
WID#1
GID#1
VARIATION INFORMATION #1

FIG.8

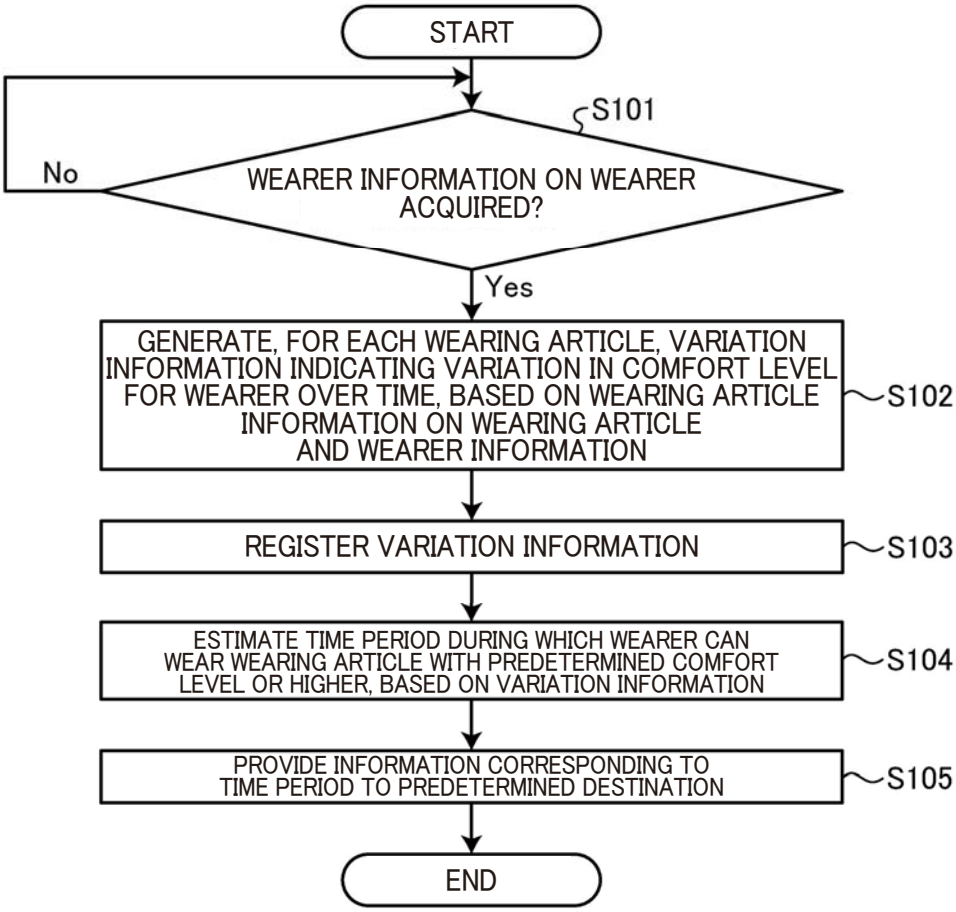
START
S101
WEARER INFORMATION ON WEARER ACQUIRED?
No
Yes
GENERATE, FOR EACH WEARING ARTICLE, VARIATION INFORMATION INDICATING VARIATION IN COMFORT LEVEL FOR WEARER OVER TIME, BASED ON WEARING ARTICLE INFORMATION ON WEARING ARTICLE AND WEARER INFORMATION
S102
REGISTER VARIATION INFORMATION
S103
ESTIMATE TIME PERIOD DURING WHICH WEARER CAN WEAR WEARING ARTICLE WITH PREDETERMINED COMFORT LEVEL OR HIGHER, BASED ON VARIATION INFORMATION
S104
PROVIDE INFORMATION CORRESPONDING TO TIME PERIOD TO PREDETERMINED DESTINATION
S105
END

FIG.9

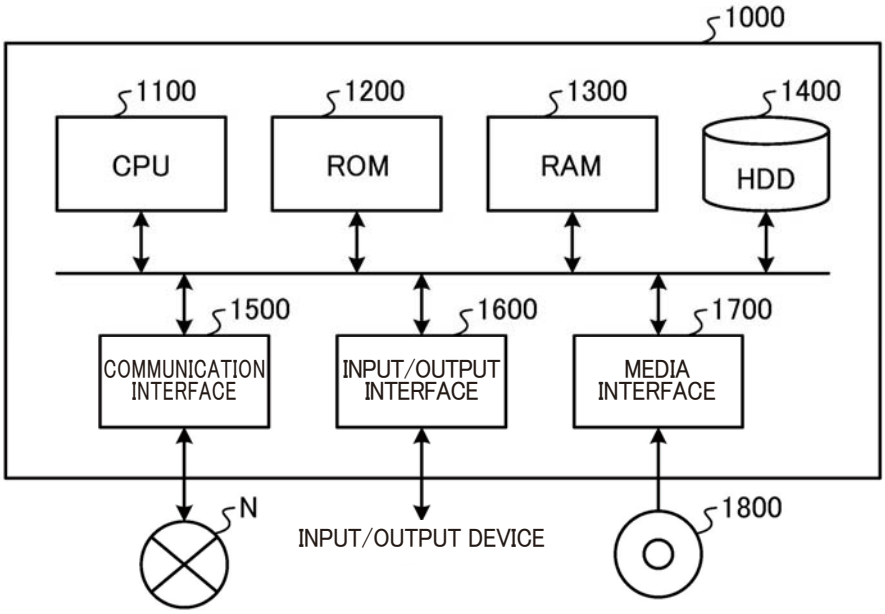
1000
1100
CPU
1200
ROM
1300
RAM
1400
HDD
1500
COMMUNICATION INTERFACE
1600
INPUT/OUTPUT INTERFACE
1700
MEDIA INTERFACE
N
INPUT/OUTPUT DEVICE
1800