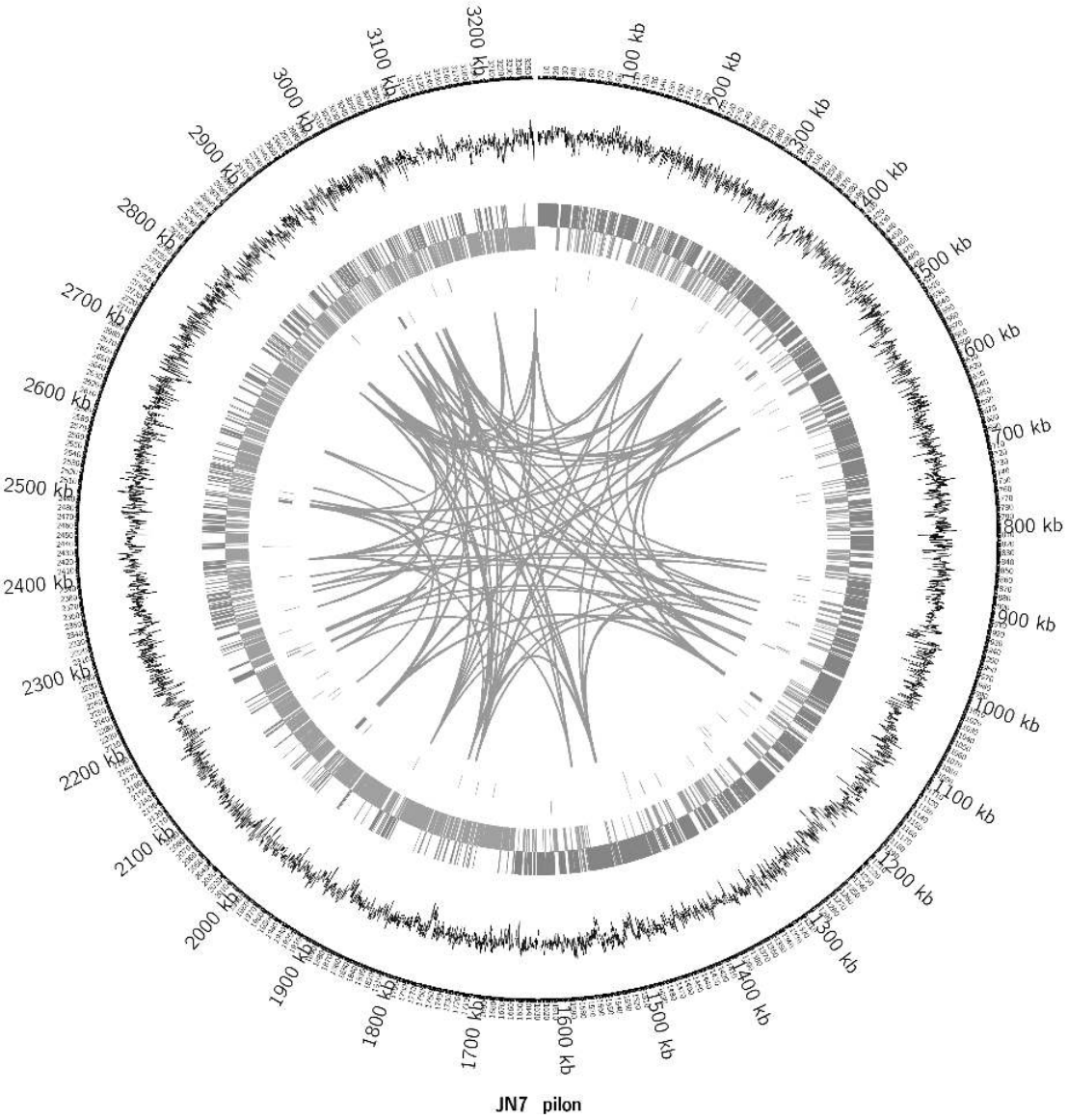
3200 kb
100 kb
200 kb
300 kb
400 kb
500 kb
600 kb
700 kb
800 kb
900 kb
1000 kb
1100 kb
1200 kb
1300 kb
1400 kb
1500 kb
1600 kb
1700 kb
1800 kb
1900 kb
2000 kb
2100 kb
2200 kb
2300 kb
2400 kb
2500 kb
2600 kb
2700 kb
2800 kb
2900 kb
3000 kb
3100 kb
JN7 pilon

FIG. 1

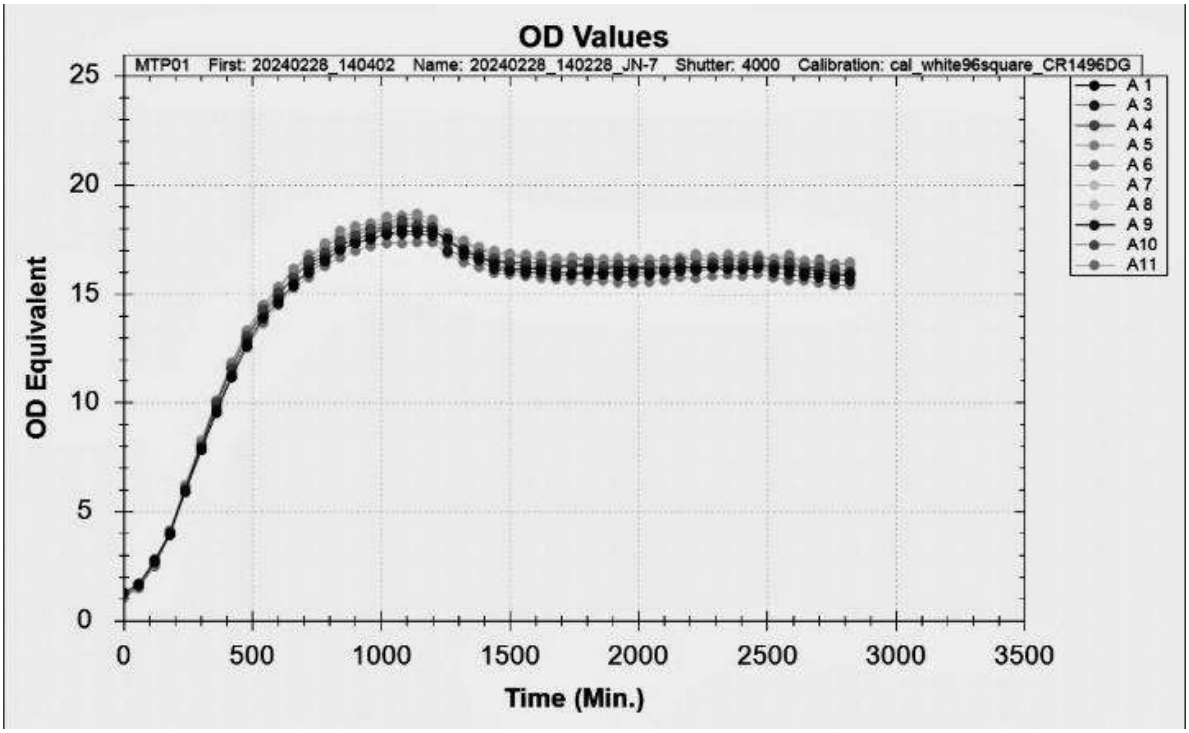
OD Values
MTP01 First: 20240228_140402 Name: 20240228_140228_JN-7 Shutter: 4000 Calibration: cal_white96square_CR1496DG
A 1
A 3
A 4
A 5
A 6
A 7
A 8
A 9
A10
A11
OD Equivalent
0
5
10
15
20
25
0
500
1000
1500
2000
2500
3000
3500
Time (Min.)

FIG. 2



FIG. 3

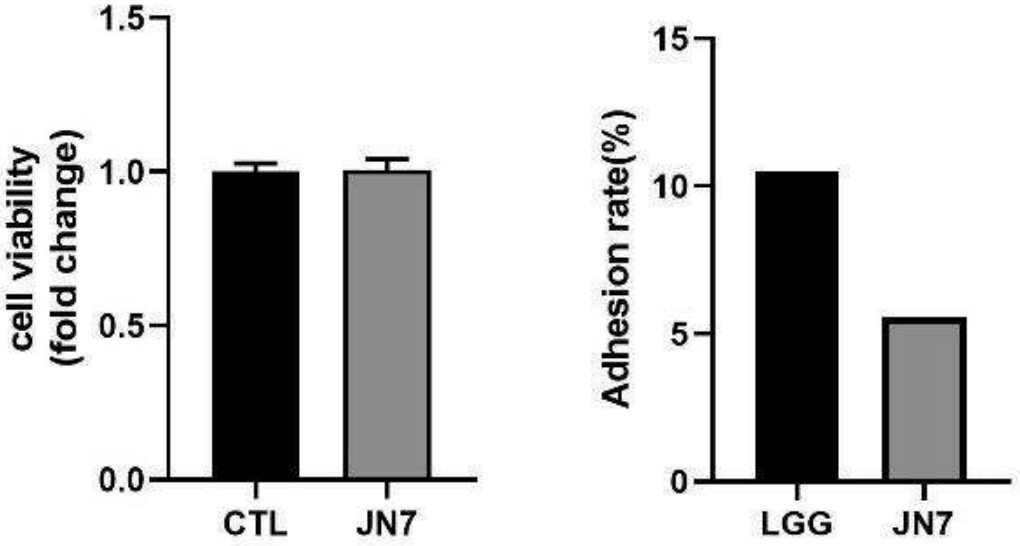
cell viability
(fold change)
1.5
1.0
0.5
0.0
CTL
JN7
Adhesion rate(%)
15
10
5
0
LGG
JN7

a b

FIG. 4

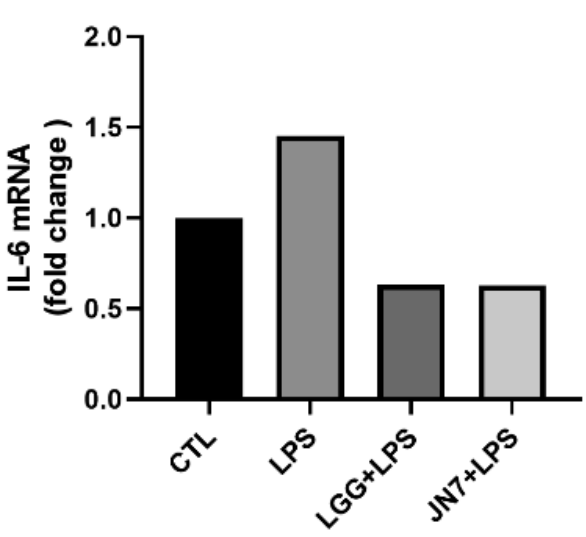
IL-6 mRNA
(fold change )
2.0
1.5
1.0
0.5
0.0
CTL
LPS
LGG+LPS
JN7+LPS

a

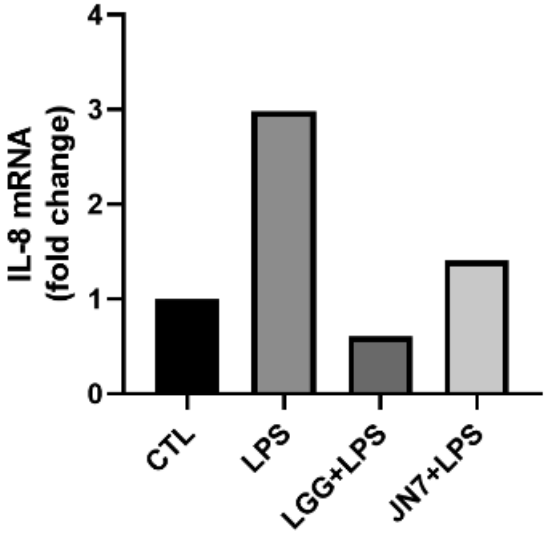
IL-8 mRNA
(fold change)
4
3
2
1
0
CTL
LPS
LGG+LPS
JN7+LPS

b

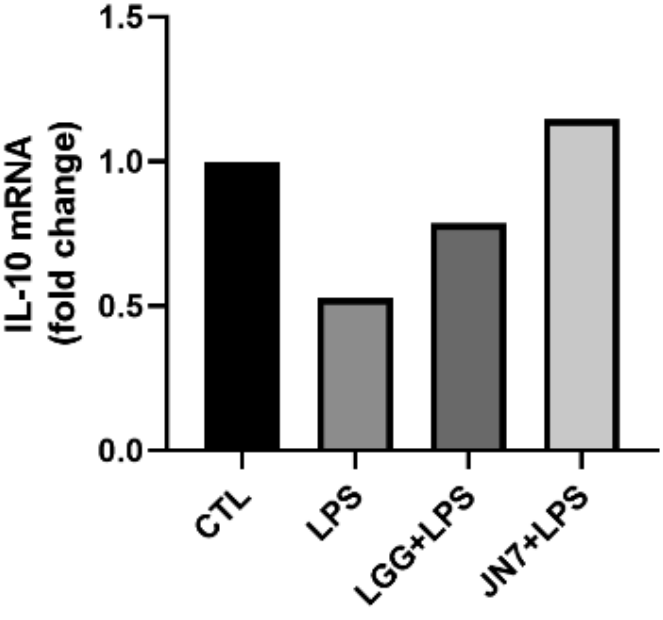
IL-10 mRNA
(fold change)
1.5
1.0
0.5
0.0
CTL
LPS
LGG+LPS
JN7+LPS

c

FIG. 5

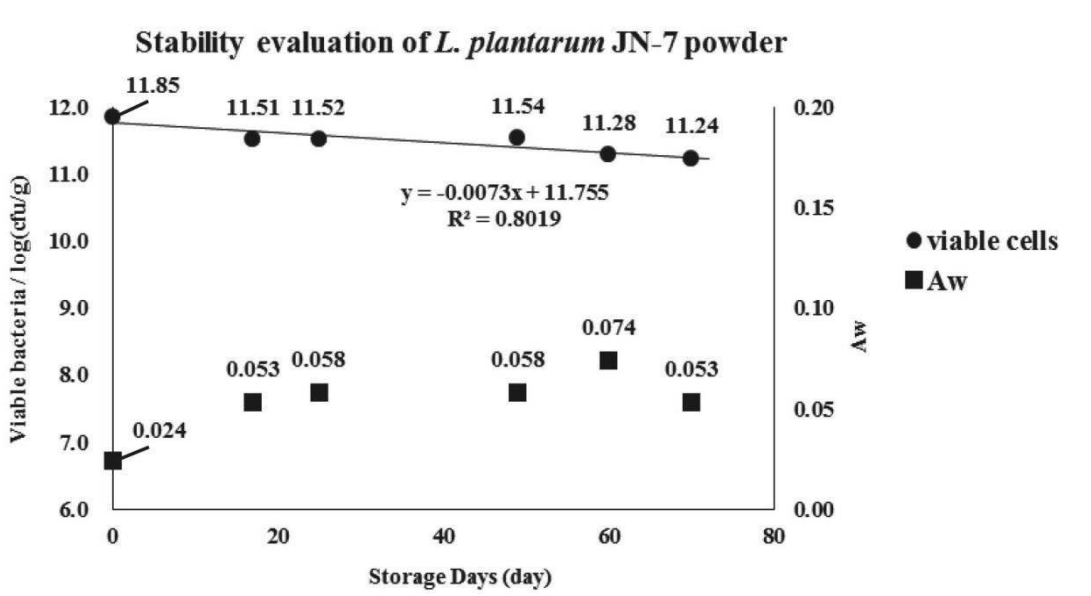
Stability evaluation of L. plantarum JN-7 powder
11.85
11.51
11.52
11.54
11.28
11.24
y = -0.0073x + 11.755
R² = 0.8019
0.053
0.058
0.058
0.074
0.053
0.024
Viable bacteria / log(cfu/g)
Aw
Storage Days (day)
viable cells
Aw

FIG. 6A

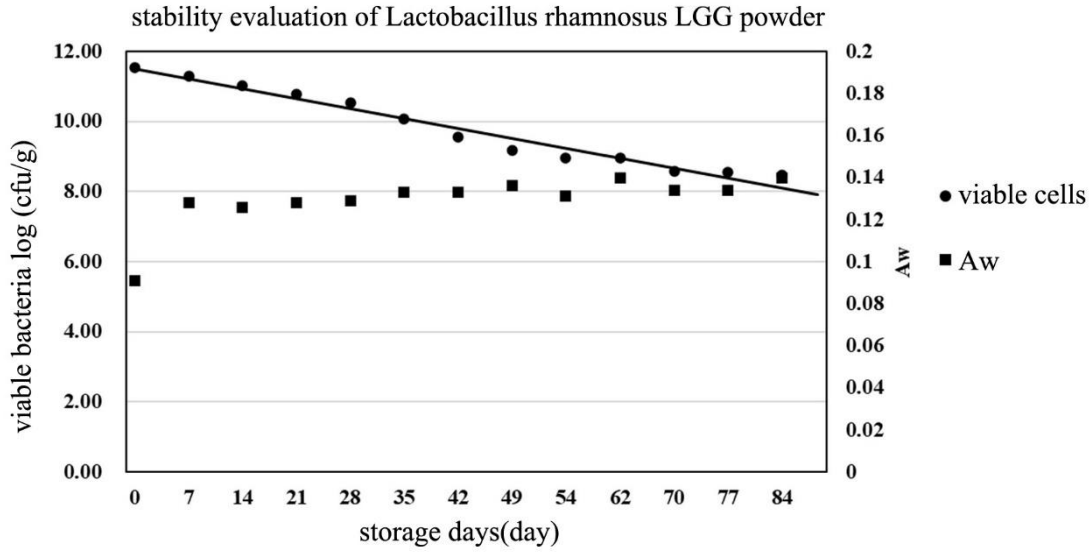
stability evaluation of Lactobacillus rhamnosus LGG powder
viable bacteria log (cfu/g)
Aw
storage days(day)
viable cells
Aw

FIG. 6B


● 133 ■ Aw
y = -0.0138x + 11.712
R² = 0.9069
● 137 ■ Aw
y = -0.0146x + 11.604
R² = 0.9112
● A129 ■ Aw
y = -0.0142x + 11.578
R² = 0.9963
● 19-4 ■ Aw
y = -0.0193x + 11.22
R² = 0.8113
● A86 ■ Aw
y=-0.0427x+11.877
R²=0.9222
● 13-1 ■ Aw
y = -0.0136x + 11.756
R² = 0.9702
● B40 ■ Aw
y = -0.0178x + 11.919
R² = 0.9996
● JN7 ■ Aw
y = -0.0073x + 11.755
R² = 0.8019
● A80 ■ Aw
y=-0.438x+11.874
R²=0.9747
viable bacteria(GFU/g)
Aw
storage days(d)

FIG. 6C

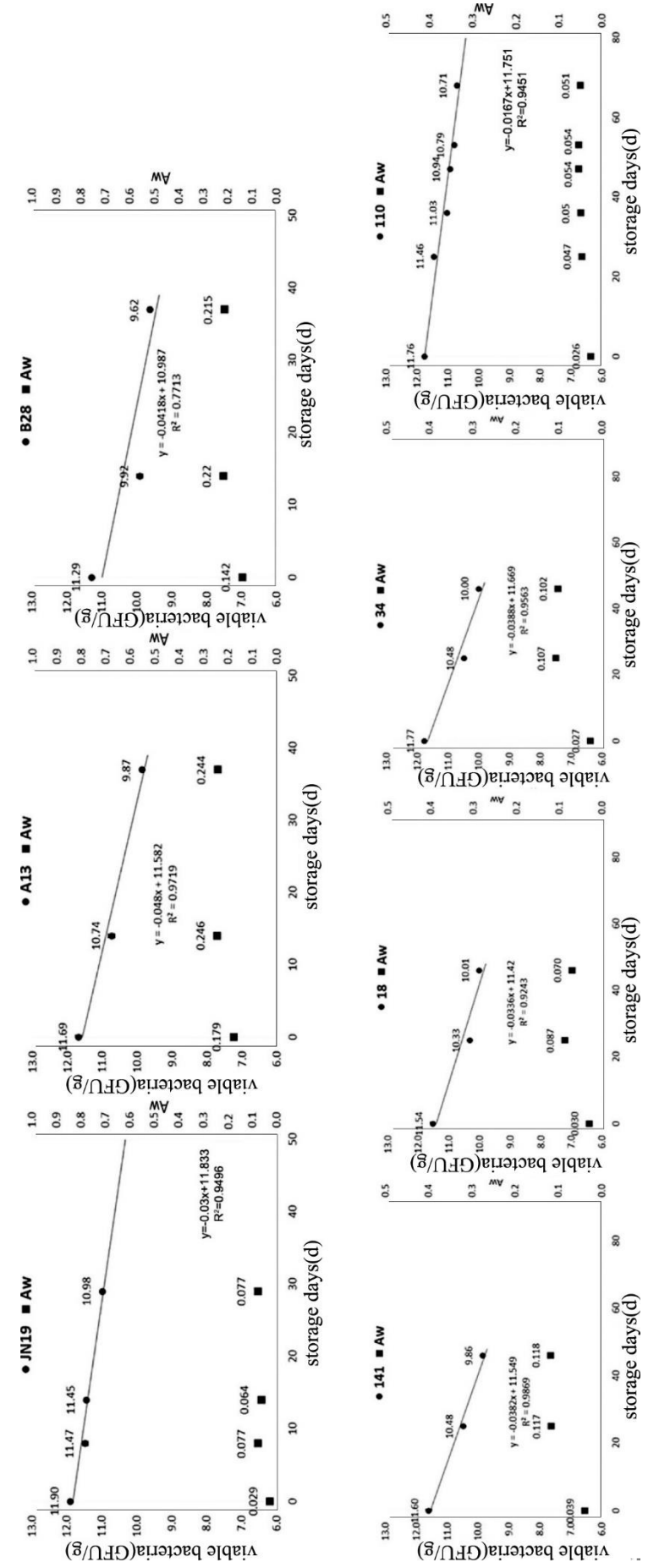
● JN19 ■ Aw
y=-0.03x+11.833
R²=0.9496
● A13 ■ Aw
y = -0.048x + 11.582
R² = 0.9719
● B28 ■ Aw
y = -0.0418x + 10.987
R² = 0.7713
● 141 ■ Aw
y = -0.0382x + 11.549
R² = 0.9869
● 18 ■ Aw
y = -0.0336x + 11.42
R² = 0.9243
● 34 ■ Aw
y = -0.0388x + 11.669
R² = 0.9563
● 110 ■ Aw
y=-0.0167x+11.751
R²=0.9451
viable bacteria(GFU/g)
Aw
storage days(d)

FIG. 6D