FIG. 1

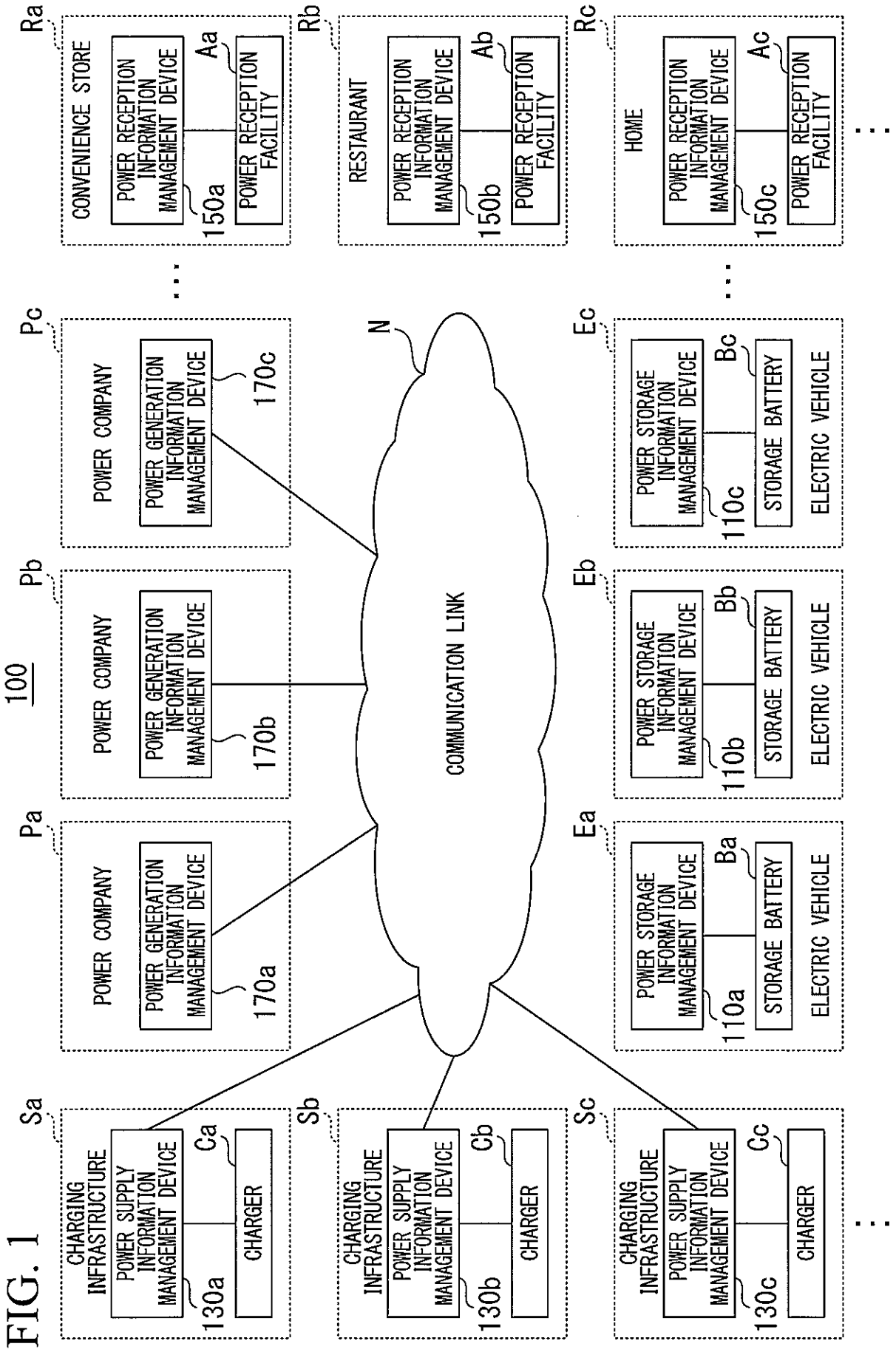
100
N
COMMUNICATION LINK
Pa
POWER COMPANY
POWER GENERATION INFORMATION MANAGEMENT DEVICE
170a
Pb
POWER COMPANY
POWER GENERATION INFORMATION MANAGEMENT DEVICE
170b
Pc
POWER COMPANY
POWER GENERATION INFORMATION MANAGEMENT DEVICE
170c
Ra
CONVENIENCE STORE
POWER RECEPTION INFORMATION MANAGEMENT DEVICE
150a
Aa
POWER RECEPTION FACILITY
Rb
RESTAURANT
POWER RECEPTION INFORMATION MANAGEMENT DEVICE
150b
Ab
POWER RECEPTION FACILITY
Rc
HOME
POWER RECEPTION INFORMATION MANAGEMENT DEVICE
150c
Ac
POWER RECEPTION FACILITY
Ea
POWER STORAGE INFORMATION MANAGEMENT DEVICE
110a
Ba
STORAGE BATTERY
ELECTRIC VEHICLE
Eb
POWER STORAGE INFORMATION MANAGEMENT DEVICE
110b
Bb
STORAGE BATTERY
ELECTRIC VEHICLE
Ec
POWER STORAGE INFORMATION MANAGEMENT DEVICE
110c
Bc
STORAGE BATTERY
ELECTRIC VEHICLE
Sa
CHARGING INFRASTRUCTURE
POWER SUPPLY INFORMATION MANAGEMENT DEVICE
130a
Ca
CHARGER
Sb
CHARGING INFRASTRUCTURE
POWER SUPPLY INFORMATION MANAGEMENT DEVICE
130b
Cb
CHARGER
Sc
CHARGING INFRASTRUCTURE
POWER SUPPLY INFORMATION MANAGEMENT DEVICE
130c
Cc
CHARGER

FIG. 2

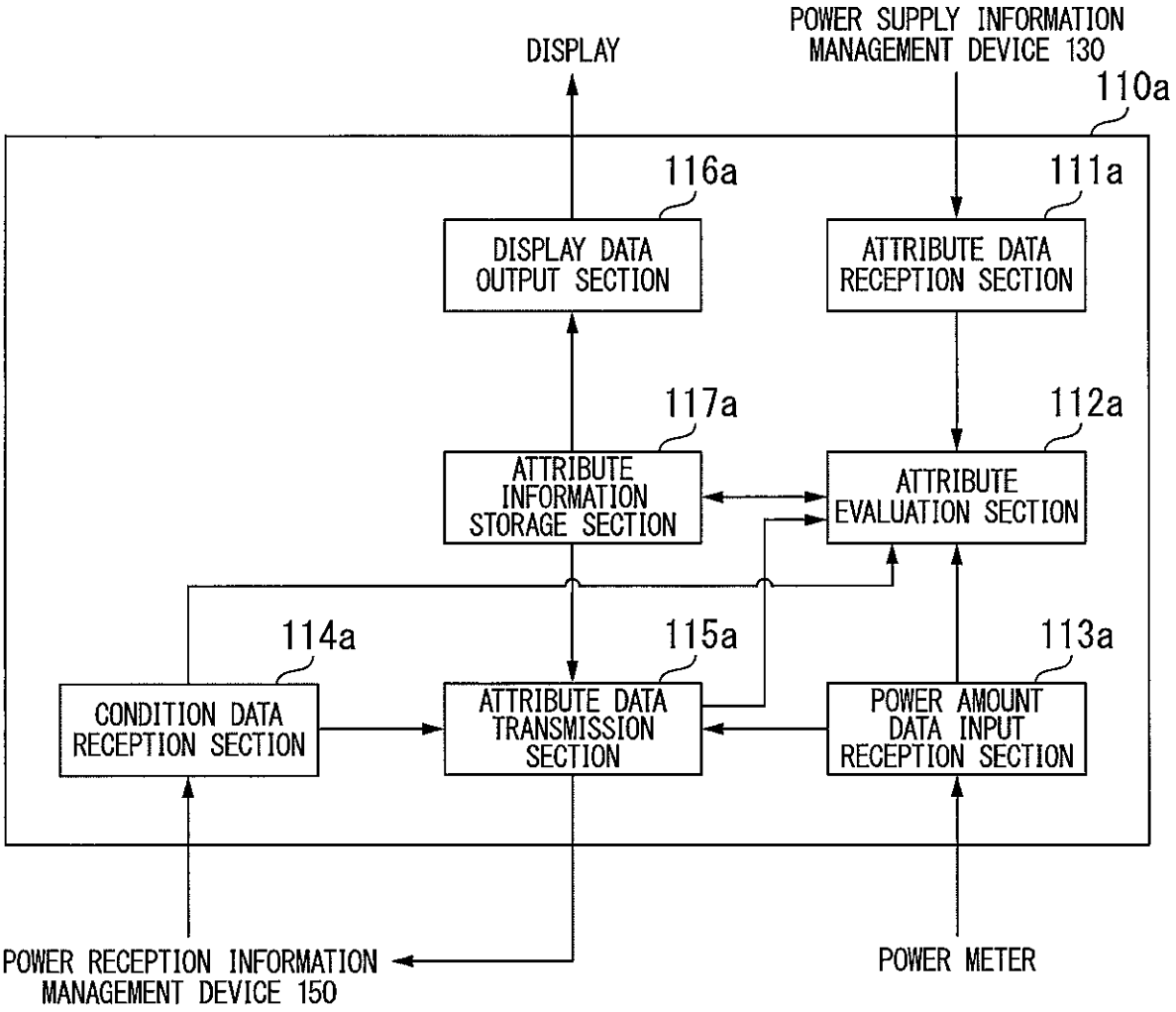
DISPLAY
POWER SUPPLY INFORMATION MANAGEMENT DEVICE 130
110a
116a
111a
DISPLAY DATA OUTPUT SECTION
ATTRIBUTE DATA RECEPTION SECTION
117a
112a
ATTRIBUTE INFORMATION STORAGE SECTION
ATTRIBUTE EVALUATION SECTION
114a
115a
113a
CONDITION DATA RECEPTION SECTION
ATTRIBUTE DATA TRANSMISSION SECTION
POWER AMOUNT DATA INPUT RECEPTION SECTION
POWER RECEPTION INFORMATION MANAGEMENT DEVICE 150
POWER METER

FIG. 3

117

POWER GENERATION SOURCE	POWER GENERATION METHOD	CHARGING INFRASTRUCTURE	AVERAGE UNIT PRICE (yen/kWh)	POWER STORAGE AMOUNT (kWh)	POINTS	POINT ID
POWER COMPANY Pa	NUCLEAR POWER	CHARGING INFRASTRUCTURE Sa	30	10	0	X1
POWER COMPANY Pa	SOLAR POWER	CHARGING INFRASTRUCTURE Sa			20	X2
POWER COMPANY Pa	THERMAL POWER	CHARGING INFRASTRUCTURE Sa			0	X3
POWER COMPANY Pb	NUCLEAR POWER	CHARGING INFRASTRUCTURE Sb			0	Y1
POWER COMPANY Pb	SOLAR POWER	CHARGING INFRASTRUCTURE Sb			0	Y2
POWER COMPANY Pb	THERMAL POWER	CHARGING INFRASTRUCTURE Sb			0	Y3
CHARGING INFRASTRUCTURE Sa	SOLAR POWER	CHARGING INFRASTRUCTURE Sa			0	D1

FIG. 4

117

POWER GENERATION SOURCE	POWER GENERATION METHOD	CHARGING INFRASTRUCTURE	AVERAGE UNIT PRICE (yen/kWh)	POWER STORAGE AMOUNT (kWh)	POINTS	POINT ID
POWER COMPANY Pa	NUCLEAR POWER	CHARGING INFRASTRUCTURE Sa	40	20	0	X1
POWER COMPANY Pa	SOLAR POWER	CHARGING INFRASTRUCTURE Sa			70	X2
POWER COMPANY Pa	THERMAL POWER	CHARGING INFRASTRUCTURE Sa			0	X3
POWER COMPANY Pb	NUCLEAR POWER	CHARGING INFRASTRUCTURE Sb			0	Y1
POWER COMPANY Pb	SOLAR POWER	CHARGING INFRASTRUCTURE Sb			0	Y2
POWER COMPANY Pb	THERMAL POWER	CHARGING INFRASTRUCTURE Sb			0	Y3
CHARGING INFRASTRUCTURE Sa	SOLAR POWER	CHARGING INFRASTRUCTURE Sa			0	D1

FIG. 5

117

POWER GENERATION SOURCE	POWER GENERATION METHOD	CHARGING INFRASTRUCTURE	AVERAGE UNIT PRICE (yen/kWh)	POWER STORAGE AMOUNT (kWh)	POINTS	POINT ID
POWER COMPANY Pa	NUCLEAR POWER	CHARGING INFRASTRUCTURE Sa	40	15	0	X1
POWER COMPANY Pa	SOLAR POWER	CHARGING INFRASTRUCTURE Sa			70	X2
POWER COMPANY Pa	THERMAL POWER	CHARGING INFRASTRUCTURE Sa			0	X3
POWER COMPANY Pb	NUCLEAR POWER	CHARGING INFRASTRUCTURE Sb			0	Y1
POWER COMPANY Pb	SOLAR POWER	CHARGING INFRASTRUCTURE Sb			0	Y2
POWER COMPANY Pb	THERMAL POWER	CHARGING INFRASTRUCTURE Sb			0	Y3
CHARGING INFRASTRUCTURE Sa	SOLAR POWER	CHARGING INFRASTRUCTURE Sa			0	D1

FIG. 6

117

POWER GENERATION SOURCE	POWER GENERATION METHOD	CHARGING INFRASTRUCTURE	AVERAGE UNIT PRICE (yen/kWh)	POWER STORAGE AMOUNT (kWh)	POINTS	POINT ID
POWER COMPANY Pa	NUCLEAR POWER	CHARGING INFRASTRUCTURE Sa	42.5	10	0	X1
POWER COMPANY Pa	SOLAR POWER	CHARGING INFRASTRUCTURE Sa			45	X2
POWER COMPANY Pa	THERMAL POWER	CHARGING INFRASTRUCTURE Sa			0	X3
POWER COMPANY Pb	NUCLEAR POWER	CHARGING INFRASTRUCTURE Sb			0	Y1
POWER COMPANY Pb	SOLAR POWER	CHARGING INFRASTRUCTURE Sb			0	Y2
POWER COMPANY Pb	THERMAL POWER	CHARGING INFRASTRUCTURE Sb			0	Y3
CHARGING INFRASTRUCTURE Sa	SOLAR POWER	CHARGING INFRASTRUCTURE Sa			0	D1

FIG. 7

117

POWER GENERATION SOURCE	POWER GENERATION METHOD	CHARGING INFRASTRUCTURE	AVERAGE UNIT PRICE (yen/kWh)	POWER STORAGE AMOUNT (kWh)	POINTS	POINT ID
POWER COMPANY Pa	NUCLEAR POWER	CHARGING INFRASTRUCTURE Sa	35	10	0	X1
POWER COMPANY Pa	SOLAR POWER	CHARGING INFRASTRUCTURE Sa			20	X2
POWER COMPANY Pa	THERMAL POWER	CHARGING INFRASTRUCTURE Sa			0	X3
POWER COMPANY Pb	NUCLEAR POWER	CHARGING INFRASTRUCTURE Sb			0	Y1
POWER COMPANY Pb	SOLAR POWER	CHARGING INFRASTRUCTURE Sb			0	Y2
POWER COMPANY Pb	THERMAL POWER	CHARGING INFRASTRUCTURE Sb			0	Y3
CHARGING INFRASTRUCTURE Sa	SOLAR POWER	CHARGING INFRASTRUCTURE Sa			0	D1

FIG. 8

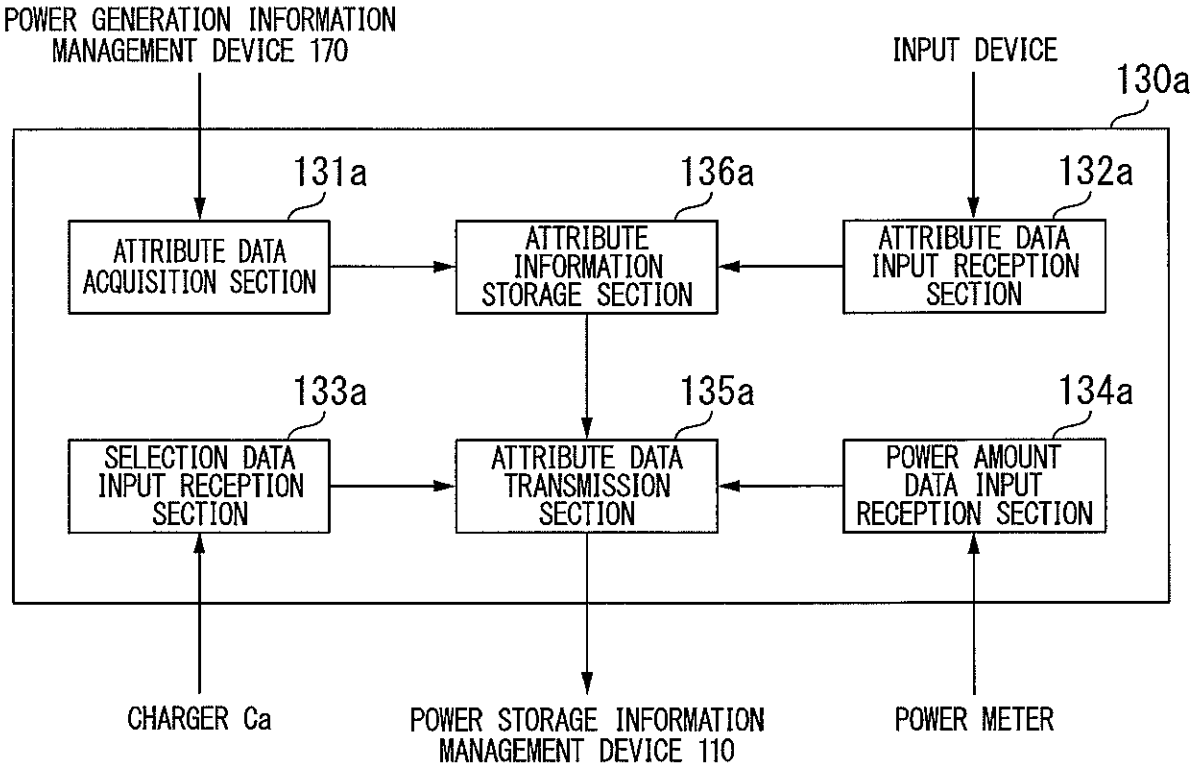
POWER GENERATION INFORMATION MANAGEMENT DEVICE 170
INPUT DEVICE
130a
131a
136a
132a
ATTRIBUTE DATA ACQUISITION SECTION
ATTRIBUTE INFORMATION STORAGE SECTION
ATTRIBUTE DATA INPUT RECEPTION SECTION
133a
135a
134a
SELECTION DATA INPUT RECEPTION SECTION
ATTRIBUTE DATA TRANSMISSION SECTION
POWER AMOUNT DATA INPUT RECEPTION SECTION
CHARGER Ca
POWER STORAGE INFORMATION MANAGEMENT DEVICE 110
POWER METER

FIG. 9

136

CHARGING INFRASTRUCTURE	POWER GENERATION SOURCE	POWER GENERATION METHOD	POWER SUPPLY METHOD	UNIT PRICE (yen/kWh)	POINTS (points/kWh)	POINT ID
CHARGING INFRASTRUCTURE Sa	POWER COMPANY Pa	NUCLEAR POWER	NORMAL	20	0	X1
CHARGING INFRASTRUCTURE Sa	POWER COMPANY Pa	NUCLEAR POWER	RAPID	30	0	X1
CHARGING INFRASTRUCTURE Sa	POWER COMPANY Pa	SOLAR POWER	NORMAL	30	5	X2
CHARGING INFRASTRUCTURE Sa	POWER COMPANY Pa	SOLAR POWER	RAPID	50	5	X2
CHARGING INFRASTRUCTURE Sa	POWER COMPANY Pa	THERMAL POWER	NORMAL	20	0	X3
CHARGING INFRASTRUCTURE Sa	POWER COMPANY Pa	THERMAL POWER	RAPID	40	0	X3
CHARGING INFRASTRUCTURE Sa	CHARGING INFRASTRUCTURE Sa	SOLAR POWER	NORMAL	30	5	D1
CHARGING INFRASTRUCTURE Sa	CHARGING INFRASTRUCTURE Sa	SOLAR POWER	RAPID	50	5	D1

FIG. 10

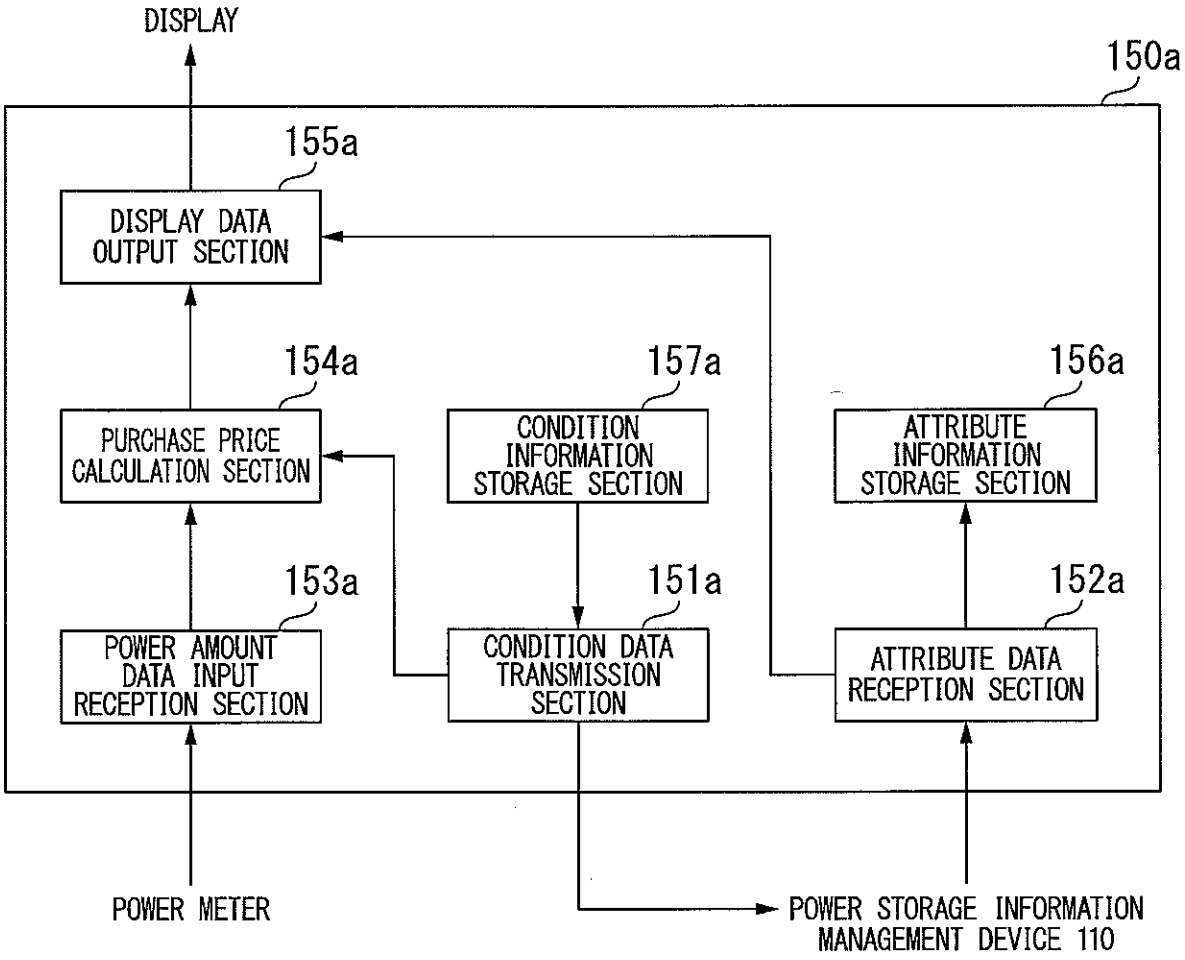
DISPLAY
150a
155a
DISPLAY DATA OUTPUT SECTION
154a
157a
156a
PURCHASE PRICE CALCULATION SECTION
CONDITION INFORMATION STORAGE SECTION
ATTRIBUTE INFORMATION STORAGE SECTION
153a
151a
152a
POWER AMOUNT DATA INPUT RECEPTION SECTION
CONDITION DATA TRANSMISSION SECTION
ATTRIBUTE DATA RECEPTION SECTION
POWER METER
POWER STORAGE INFORMATION MANAGEMENT DEVICE 110

FIG. 11

156

POINT ID	POINTS
X1	0
X2	95
X3	0
Y1	0
Y2	320
Y3	0
Z1	0
Z2	20
Z3	0
D1	75
D2	20
D3	35

FIG. 12

157

UNIT PRICE (yen/kWh)	POINTS (points/kWh)
35	5

FIG. 13

157

UNIT PRICE (yen/kWh)	POINTS (points/kWh)
35	3
40	5
50	10

FIG. 14

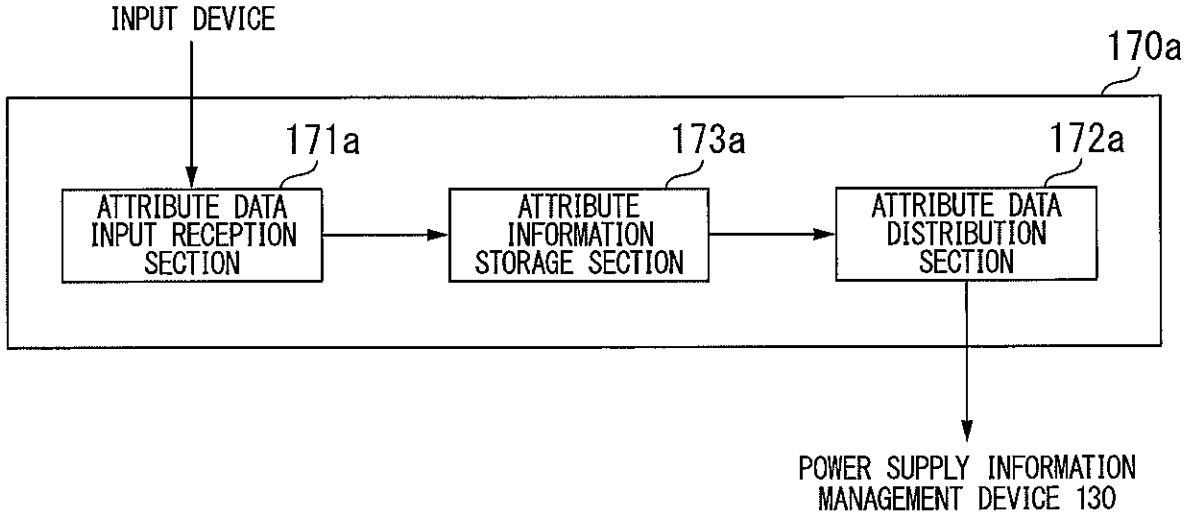

FIG. 15

173

POWER GENERATION METHOD	POINTS (points/kWh)	POINT ID	DATE
NUCLEAR POWER	0	X1	2011/7/19
SOLAR POWER	5	X2	2011/7/19
THERMAL POWER	0	X3	2011/7/19

FIG. 16

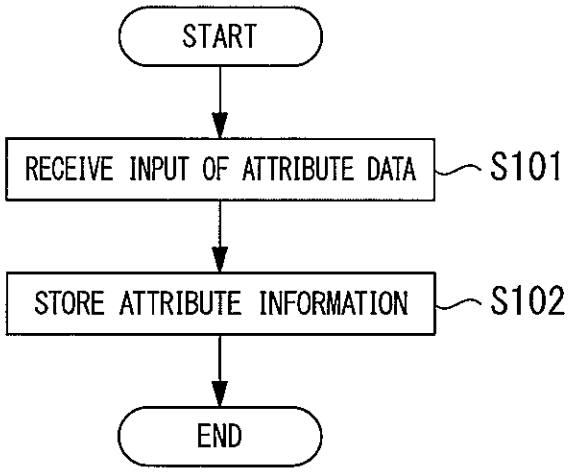

FIG. 17

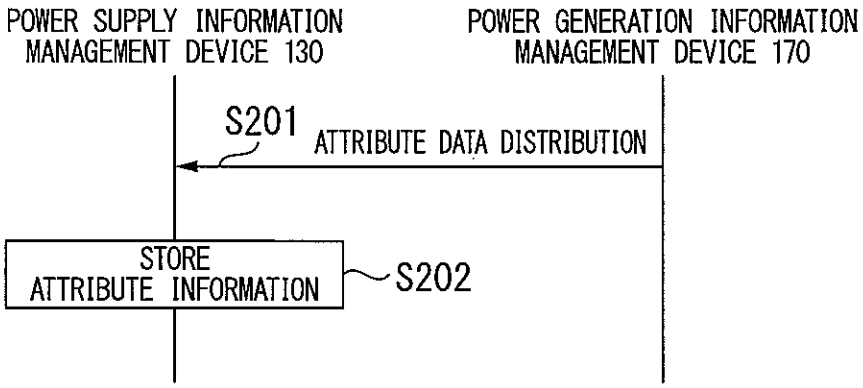

FIG. 18

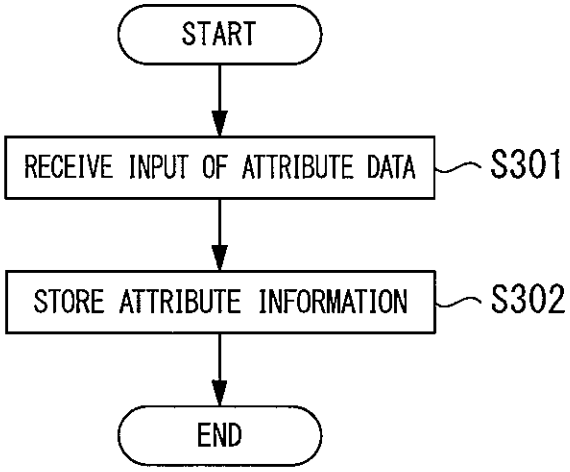

FIG. 19

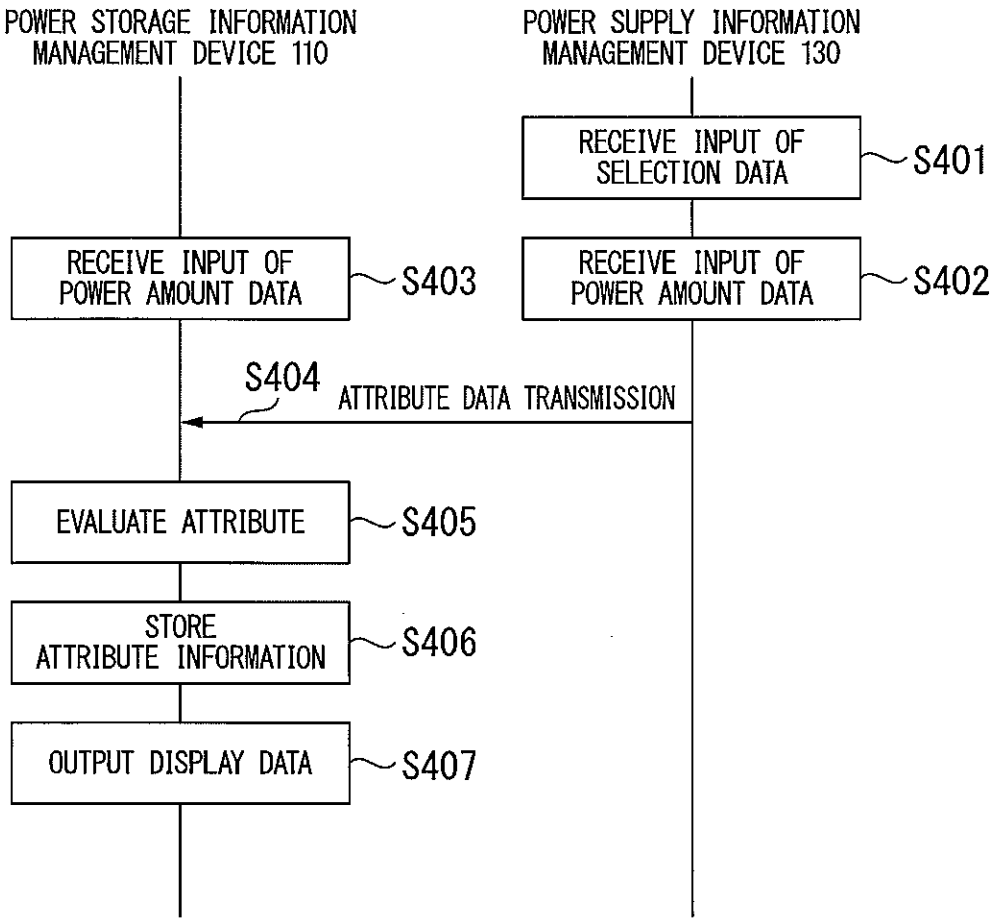
POWER STORAGE INFORMATION MANAGEMENT DEVICE 110
POWER SUPPLY INFORMATION MANAGEMENT DEVICE 130
RECEIVE INPUT OF SELECTION DATA
S401
RECEIVE INPUT OF POWER AMOUNT DATA
S403
RECEIVE INPUT OF POWER AMOUNT DATA
S402
S404
ATTRIBUTE DATA TRANSMISSION
EVALUATE ATTRIBUTE
S405
STORE ATTRIBUTE INFORMATION
S406
OUTPUT DISPLAY DATA
S407

FIG. 20

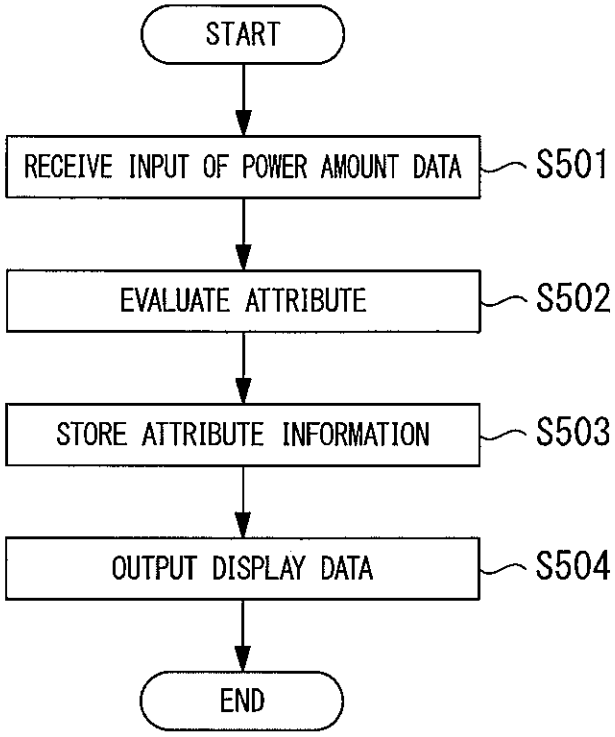
START
RECEIVE INPUT OF POWER AMOUNT DATA
S501
EVALUATE ATTRIBUTE
S502
STORE ATTRIBUTE INFORMATION
S503
OUTPUT DISPLAY DATA
S504
END

FIG. 21

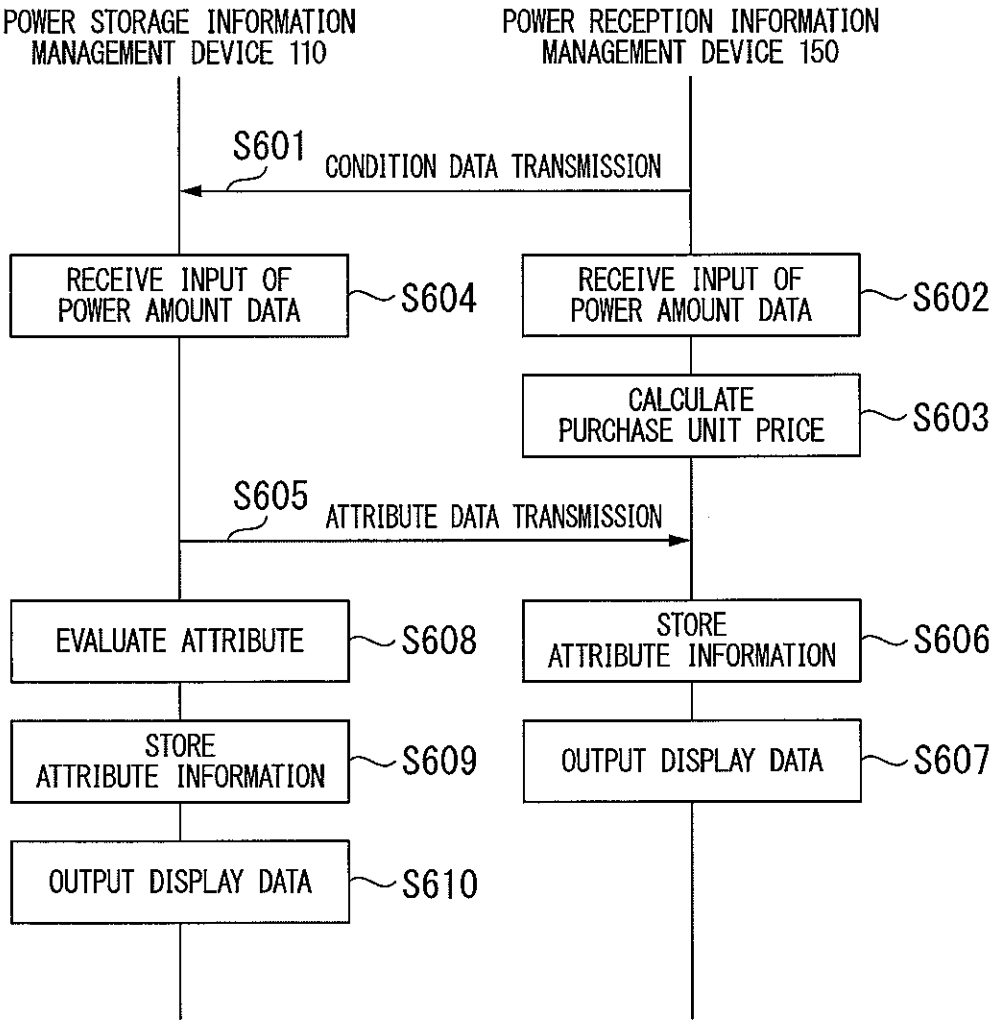
POWER STORAGE INFORMATION MANAGEMENT DEVICE 110
POWER RECEPTION INFORMATION MANAGEMENT DEVICE 150
S601
CONDITION DATA TRANSMISSION
RECEIVE INPUT OF POWER AMOUNT DATA
S604
RECEIVE INPUT OF POWER AMOUNT DATA
S602
CALCULATE PURCHASE UNIT PRICE
S603
S605
ATTRIBUTE DATA TRANSMISSION
EVALUATE ATTRIBUTE
S608
STORE ATTRIBUTE INFORMATION
S606
STORE ATTRIBUTE INFORMATION
S609
OUTPUT DISPLAY DATA
S607
OUTPUT DISPLAY DATA
S610

FIG. 22

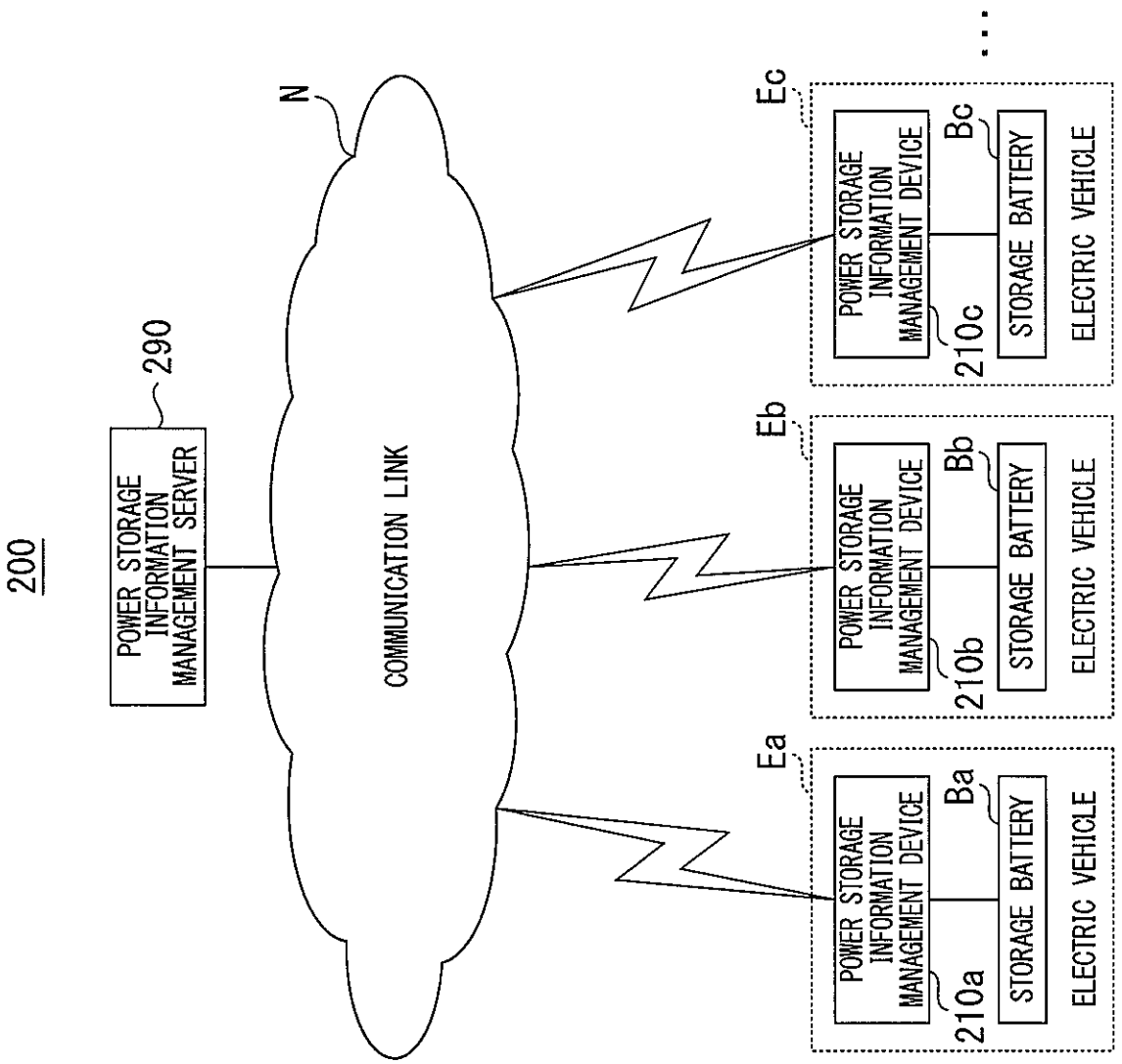
200
POWER STORAGE INFORMATION MANAGEMENT SERVER
290
COMMUNICATION LINK
N
Ea
POWER STORAGE INFORMATION MANAGEMENT DEVICE
210a
Ba
STORAGE BATTERY
ELECTRIC VEHICLE
Eb
POWER STORAGE INFORMATION MANAGEMENT DEVICE
210b
Bb
STORAGE BATTERY
ELECTRIC VEHICLE
Ec
POWER STORAGE INFORMATION MANAGEMENT DEVICE
210c
Bc
STORAGE BATTERY
ELECTRIC VEHICLE
...

FIG. 23

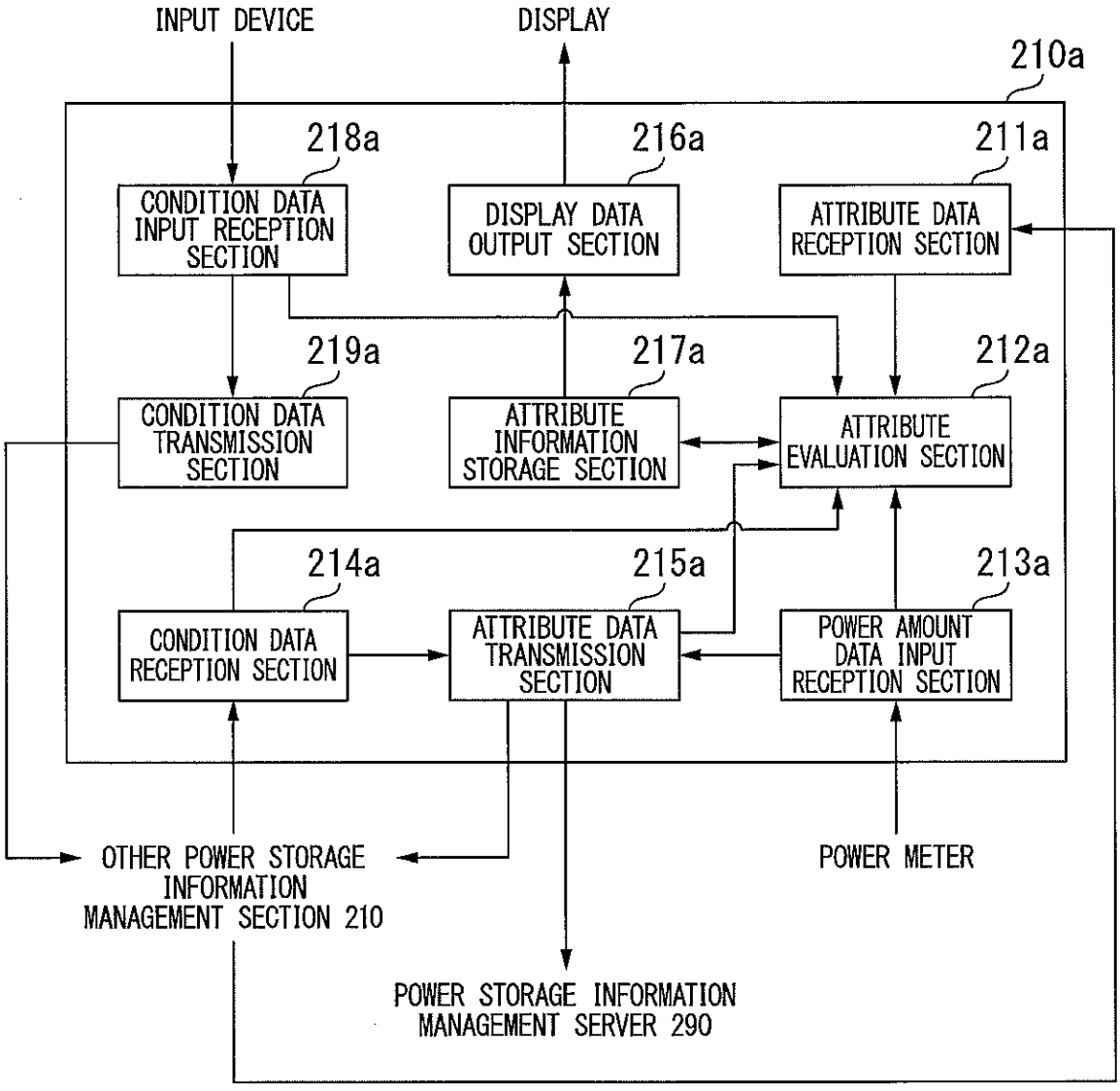
INPUT DEVICE
DISPLAY
210a
218a
216a
211a
CONDITION DATA INPUT RECEPTION SECTION
DISPLAY DATA OUTPUT SECTION
ATTRIBUTE DATA RECEPTION SECTION
219a
217a
212a
CONDITION DATA TRANSMISSION SECTION
ATTRIBUTE INFORMATION STORAGE SECTION
ATTRIBUTE EVALUATION SECTION
214a
215a
213a
CONDITION DATA RECEPTION SECTION
ATTRIBUTE DATA TRANSMISSION SECTION
POWER AMOUNT DATA INPUT RECEPTION SECTION
OTHER POWER STORAGE INFORMATION MANAGEMENT SECTION 210
POWER METER
POWER STORAGE INFORMATION MANAGEMENT SERVER 290

FIG. 24

217

POWER GENERATION SOURCE	POWER GENERATION METHOD	CHARGING INFRASTRUCTURE	AVERAGE UNIT PRICE (yen/kWh)	POWER STORAGE AMOUNT (kWh)	POINTS	POINT ID
POWER COMPANY Pa	NUCLEAR POWER	CHARGING INFRASTRUCTURE Sa	40	15	0	X1
POWER COMPANY Pa	SOLAR POWER	CHARGING INFRASTRUCTURE Sa			70	X2
POWER COMPANY Pa	THERMAL POWER	CHARGING INFRASTRUCTURE Sa			0	X3
POWER COMPANY Pb	NUCLEAR POWER	CHARGING INFRASTRUCTURE Sb			0	Y1
POWER COMPANY Pb	SOLAR POWER	CHARGING INFRASTRUCTURE Sb			0	Y2
POWER COMPANY Pb	THERMAL POWER	CHARGING INFRASTRUCTURE Sb			0	Y3
CHARGING INFRASTRUCTURE Sa	SOLAR POWER	CHARGING INFRASTRUCTURE Sa			0	D1
HYBRID	HYBRID	HYBRID			–	–

FIG. 25

217

POWER GENERATION SOURCE	POWER GENERATION METHOD	CHARGING INFRASTRUCTURE	AVERAGE UNIT PRICE (yen/kWh)	POWER STORAGE AMOUNT (kWh)	POINTS	POINT ID
POWER COMPANY Pa	NUCLEAR POWER	CHARGING INFRASTRUCTURE Sa	42.5	10	0	X1
POWER COMPANY Pa	SOLAR POWER	CHARGING INFRASTRUCTURE Sa			70	X2
POWER COMPANY Pa	THERMAL POWER	CHARGING INFRASTRUCTURE Sa			0	X3
POWER COMPANY Pb	NUCLEAR POWER	CHARGING INFRASTRUCTURE Sb			0	Y1
POWER COMPANY Pb	SOLAR POWER	CHARGING INFRASTRUCTURE Sb			0	Y2
POWER COMPANY Pb	THERMAL POWER	CHARGING INFRASTRUCTURE Sb			0	Y3
CHARGING INFRASTRUCTURE Sa	SOLAR POWER	CHARGING INFRASTRUCTURE Sa			0	D1
HYBRID	HYBRID	HYBRID			–	–

FIG. 26

217

POWER GENERATION SOURCE	POWER GENERATION METHOD	CHARGING INFRASTRUCTURE	AVERAGE UNIT PRICE (yen/kWh)	POWER STORAGE AMOUNT (kWh)	POINTS	POINT ID
POWER COMPANY Pa	NUCLEAR POWER	CHARGING INFRASTRUCTURE Sa	30	5	0	X1
POWER COMPANY Pa	SOLAR POWER	CHARGING INFRASTRUCTURE Sa			0	X2
POWER COMPANY Pa	THERMAL POWER	CHARGING INFRASTRUCTURE Sa			0	X3
POWER COMPANY Pb	NUCLEAR POWER	CHARGING INFRASTRUCTURE Sb			0	Y1
POWER COMPANY Pb	SOLAR POWER	CHARGING INFRASTRUCTURE Sb			100	Y2
POWER COMPANY Pb	THERMAL POWER	CHARGING INFRASTRUCTURE Sb			0	Y3
CHARGING INFRASTRUCTURE Sa	SOLAR POWER	CHARGING INFRASTRUCTURE Sa			0	D1
HYBRID	HYBRID	HYBRID			-	-

FIG. 27

217

POWER GENERATION SOURCE	POWER GENERATION METHOD	CHARGING INFRASTRUCTURE	AVERAGE UNIT PRICE (yen/kWh)	POWER STORAGE AMOUNT (kWh)	POINTS	POINT ID
POWER COMPANY Pa	NUCLEAR POWER	CHARGING INFRASTRUCTURE Sa	32.5	10	0	X1
POWER COMPANY Pa	SOLAR POWER	CHARGING INFRASTRUCTURE Sa			0	X2
POWER COMPANY Pa	THERMAL POWER	CHARGING INFRASTRUCTURE Sa			0	X3
POWER COMPANY Pb	NUCLEAR POWER	CHARGING INFRASTRUCTURE Sb			0	Y1
POWER COMPANY Pb	SOLAR POWER	CHARGING INFRASTRUCTURE Sb			100	Y2
POWER COMPANY Pb	THERMAL POWER	CHARGING INFRASTRUCTURE Sb			0	Y3
CHARGING INFRASTRUCTURE Sa	SOLAR POWER	CHARGING INFRASTRUCTURE Sa			0	D1
HYBRID	HYBRID	HYBRID			-	-

FIG. 28

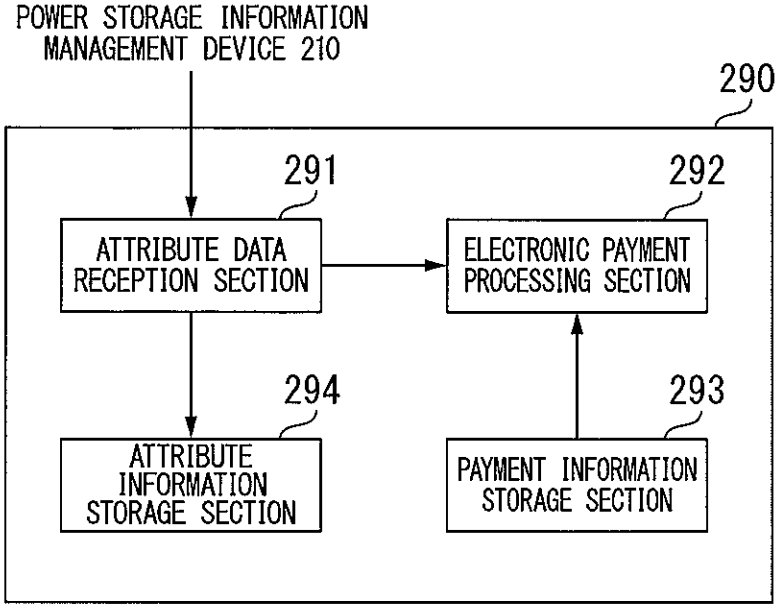

FIG. 29

293

USER ID	NAME	PAYMENT INFORMATION
U0001	Ayukawa Wakana	・・・
U0002	Yamada Sota	・・・
U0003	Shindo Kyoichi	・・・
⋮	⋮	⋮

FIG. 30A

294

POWER GENERATION SOURCE	POWER GENERATION METHOD	CHARGING INFRASTRUCTURE	AVERAGE UNIT PRICE (yen/kWh)	POWER STORAGE AMOUNT (kWh)	POINTS	POINT ID
POWER COMPANY Pa	NUCLEAR POWER	CHARGING INFRASTRUCTURE Sa	42.5	10	0	X1
POWER COMPANY Pa	SOLAR POWER	CHARGING INFRASTRUCTURE Sa			70	X2
POWER COMPANY Pa	THERMAL POWER	CHARGING INFRASTRUCTURE Sa			0	X3
POWER COMPANY Pb	NUCLEAR POWER	CHARGING INFRASTRUCTURE Sb			0	Y1
POWER COMPANY Pb	SOLAR POWER	CHARGING INFRASTRUCTURE Sb			0	Y2
POWER COMPANY Pb	THERMAL POWER	CHARGING INFRASTRUCTURE Sb			0	Y3
CHARGING INFRASTRUCTURE Sa	SOLAR POWER	CHARGING INFRASTRUCTURE Sa			0	D1
HYBRID	HYBRID	HYBRID			–	–

FIG. 30B

294

POWER GENERATION SOURCE	POWER GENERATION METHOD	CHARGING INFRASTRUCTURE	AVERAGE UNIT PRICE (yen/kWh)	POWER STORAGE AMOUNT (kWh)	POINTS	POINT ID
POWER COMPANY Pa	NUCLEAR POWER	CHARGING INFRASTRUCTURE Sa	32.5	10	0	X1
POWER COMPANY Pa	SOLAR POWER	CHARGING INFRASTRUCTURE Sa			0	X2
POWER COMPANY Pa	THERMAL POWER	CHARGING INFRASTRUCTURE Sa			0	X3
POWER COMPANY Pb	NUCLEAR POWER	CHARGING INFRASTRUCTURE Sb			0	Y1
POWER COMPANY Pb	SOLAR POWER	CHARGING INFRASTRUCTURE Sb			100	Y2
POWER COMPANY Pb	THERMAL POWER	CHARGING INFRASTRUCTURE Sb			0	Y3
CHARGING INFRASTRUCTURE Sa	SOLAR POWER	CHARGING INFRASTRUCTURE Sa			0	D1
HYBRID	HYBRID	HYBRID			–	–

FIG. 31

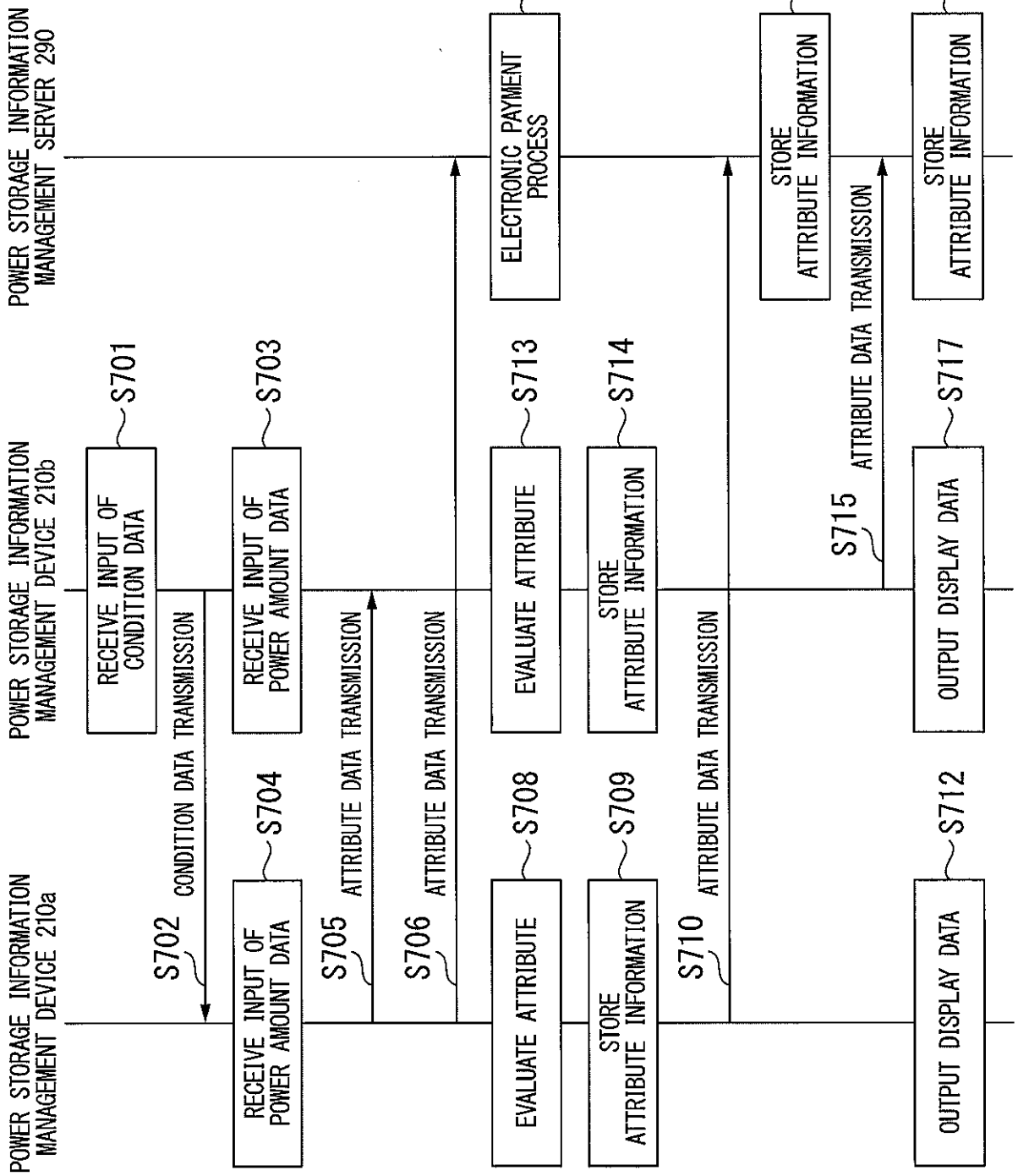
POWER STORAGE INFORMATION MANAGEMENT DEVICE 210a
POWER STORAGE INFORMATION MANAGEMENT DEVICE 210b
POWER STORAGE INFORMATION MANAGEMENT SERVER 290
RECEIVE INPUT OF CONDITION DATA
S701
CONDITION DATA TRANSMISSION
S702
RECEIVE INPUT OF POWER AMOUNT DATA
S703
ATTRIBUTE DATA TRANSMISSION
S704
ATTRIBUTE DATA TRANSMISSION
S705
ATTRIBUTE DATA TRANSMISSION
S706
ELECTRONIC PAYMENT PROCESS
S707
EVALUATE ATTRIBUTE
S708
STORE ATTRIBUTE INFORMATION
S709
ATTRIBUTE DATA TRANSMISSION
S710
STORE ATTRIBUTE INFORMATION
S711
OUTPUT DISPLAY DATA
S712
EVALUATE ATTRIBUTE
S713
STORE ATTRIBUTE INFORMATION
S714
ATTRIBUTE DATA TRANSMISSION
S715
OUTPUT DISPLAY DATA
S717
STORE ATTRIBUTE INFORMATION
S716