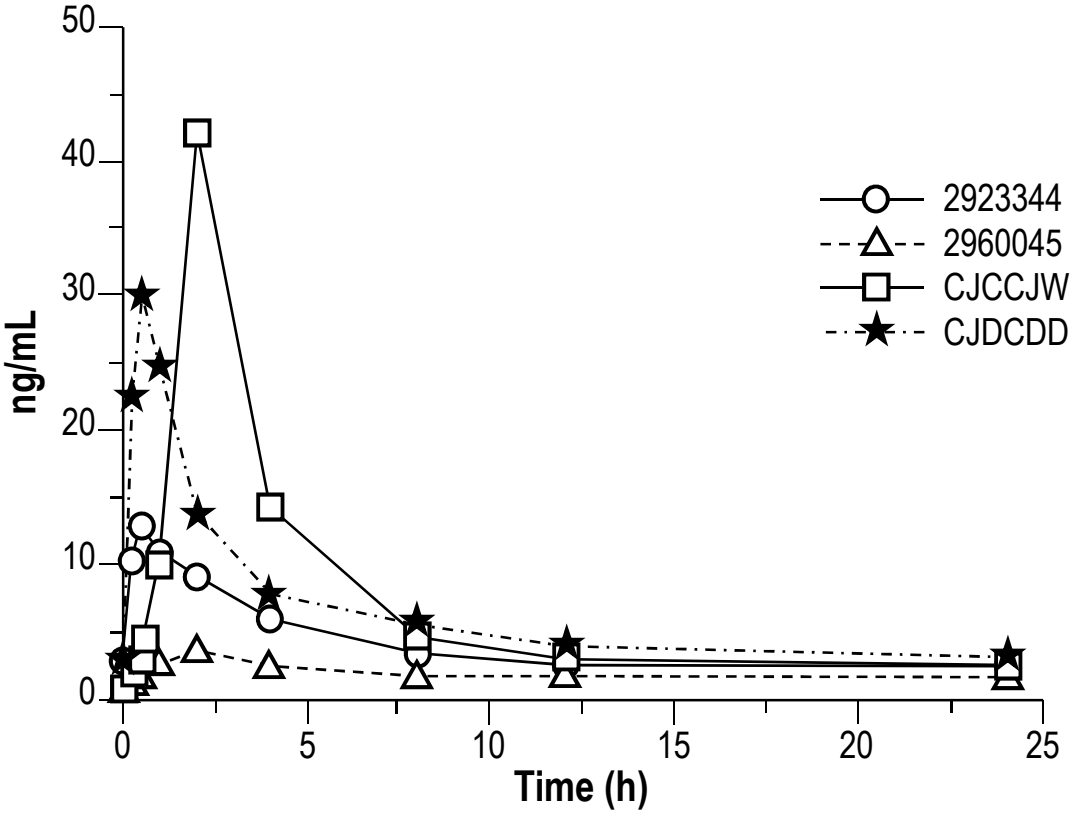
50
40
30
20
10
0
ng/mL
0
5
10
15
20
25
Time (h)
2923344
2960045
CJCCJW
CJDCDD

Fig. 1A

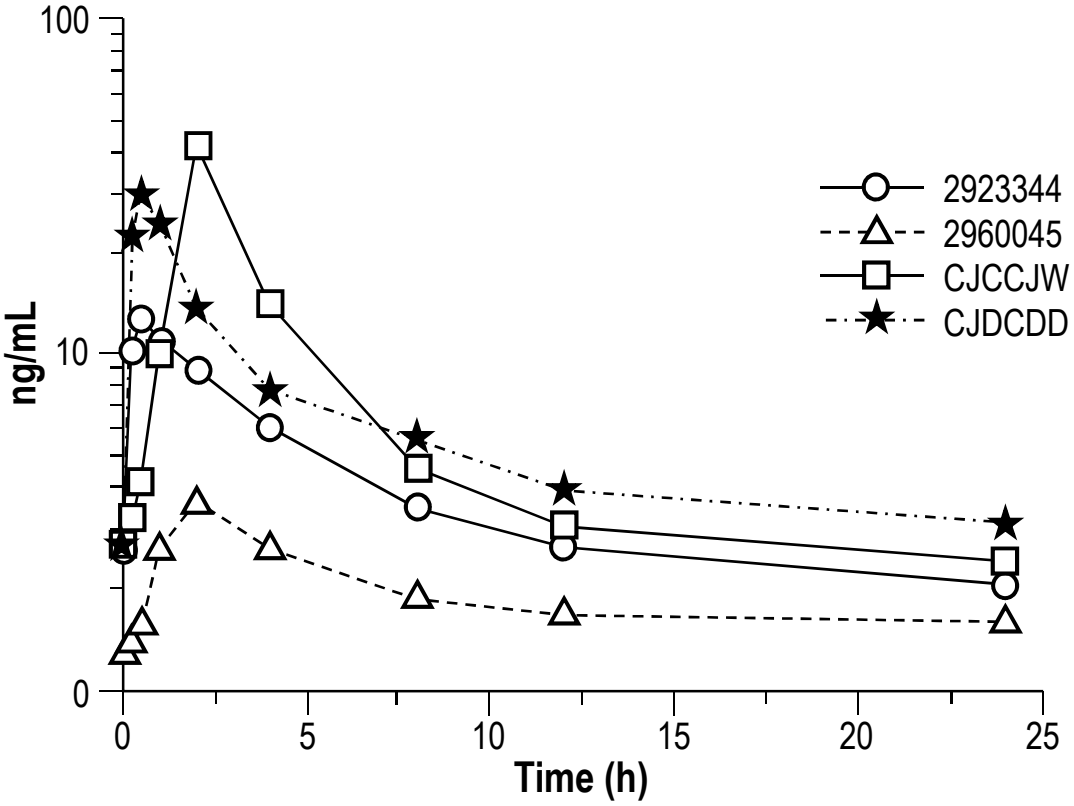
100
10
0
ng/mL
0
5
10
15
20
25
Time (h)
2923344
2960045
CJCCJW
CJDCDD

Fig. 1B

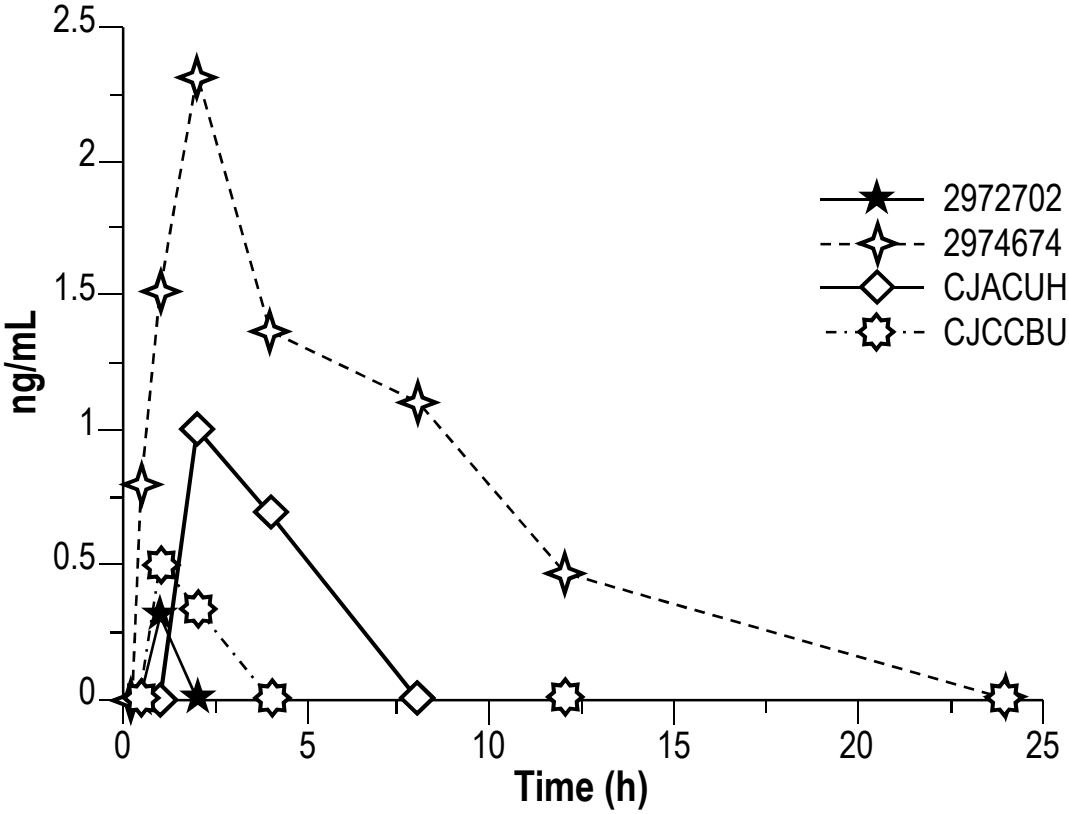
2.5
2
1.5
1
0.5
0
ng/mL
0
5
10
15
20
25
Time (h)
2972702
2974674
CJACUH
CJCCBU

Fig. 2A

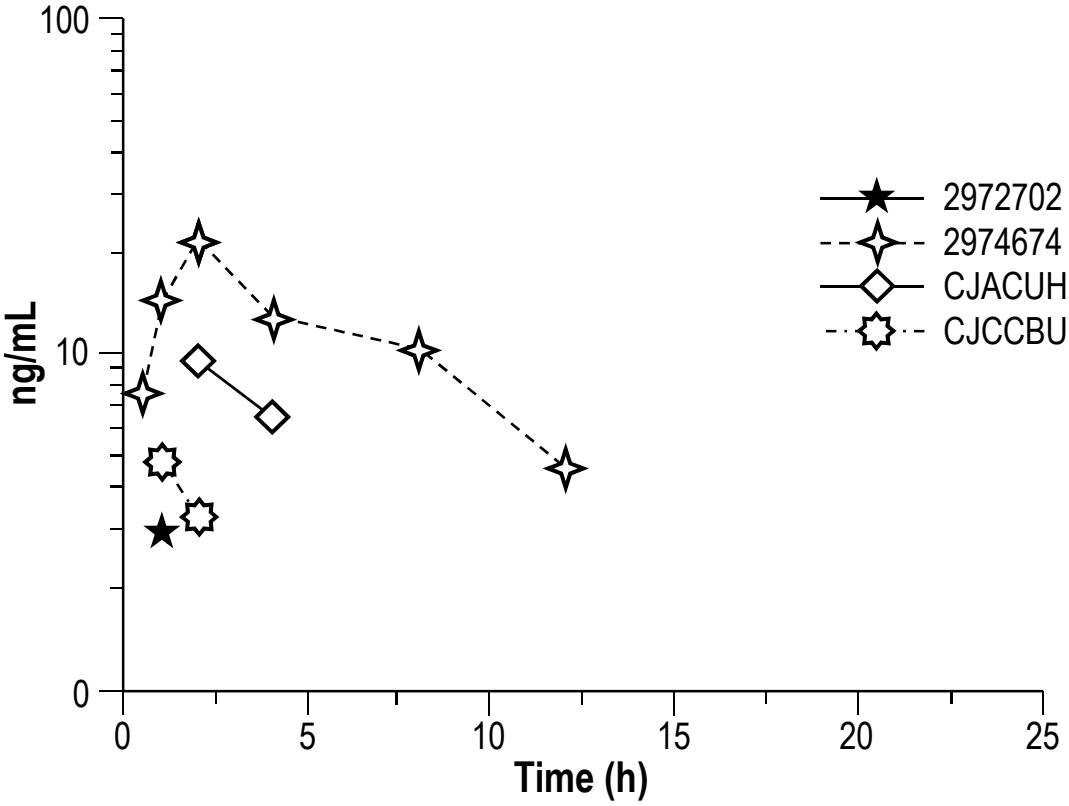
100
10
0
ng/mL
0
5
10
15
20
25
Time (h)
2972702
2974674
CJACUH
CJCCBU

Fig. 2B

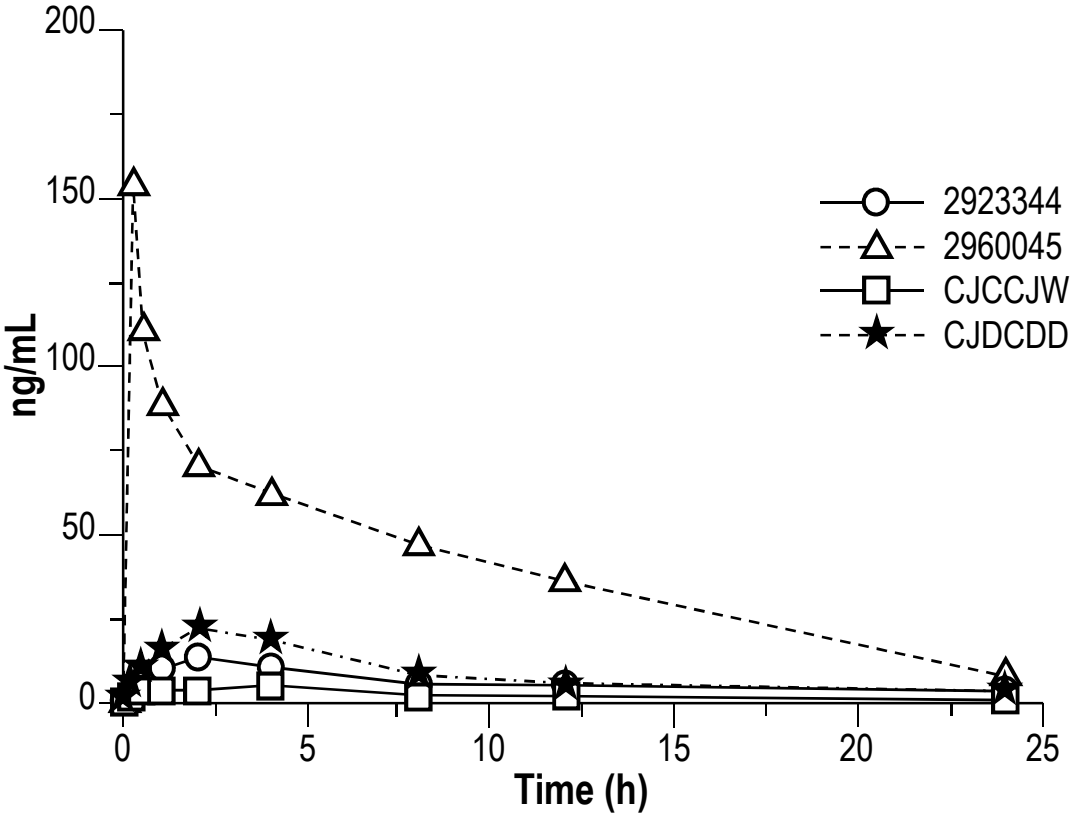
200
150
100
50
0
ng/mL
0
5
10
15
20
25
Time (h)
2923344
2960045
CJCCJW
CJDCDD

Fig. 3A

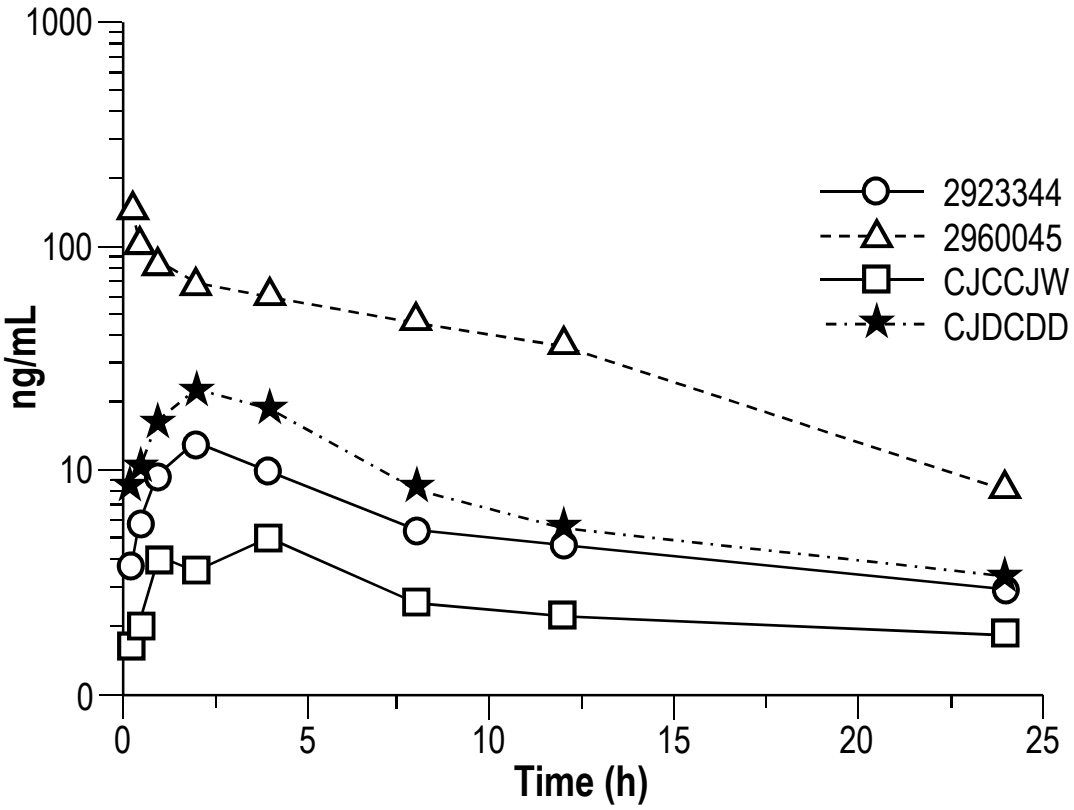
1000
100
10
0
ng/mL
0
5
10
15
20
25
Time (h)
2923344
2960045
CJCCJW
CJDCDD

Fig. 3B

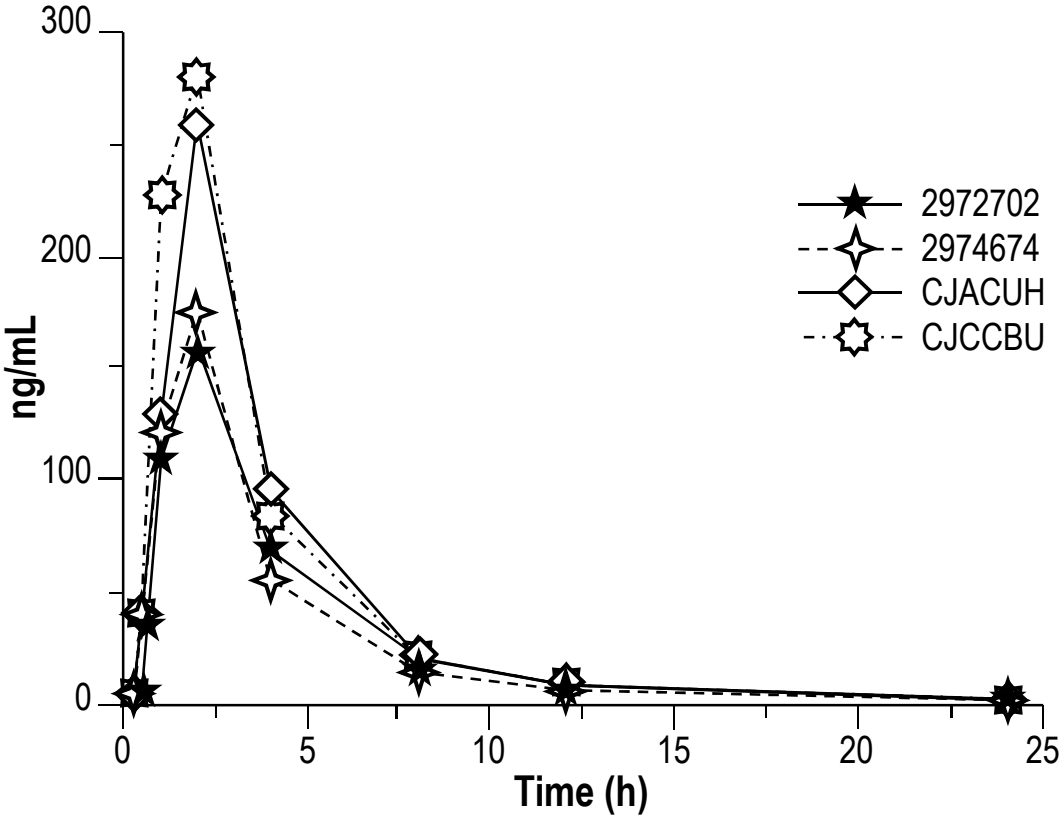
300
200
100
0
ng/mL
0
5
10
15
20
25
Time (h)
2972702
2974674
CJACUH
CJCCBU

Fig. 4A

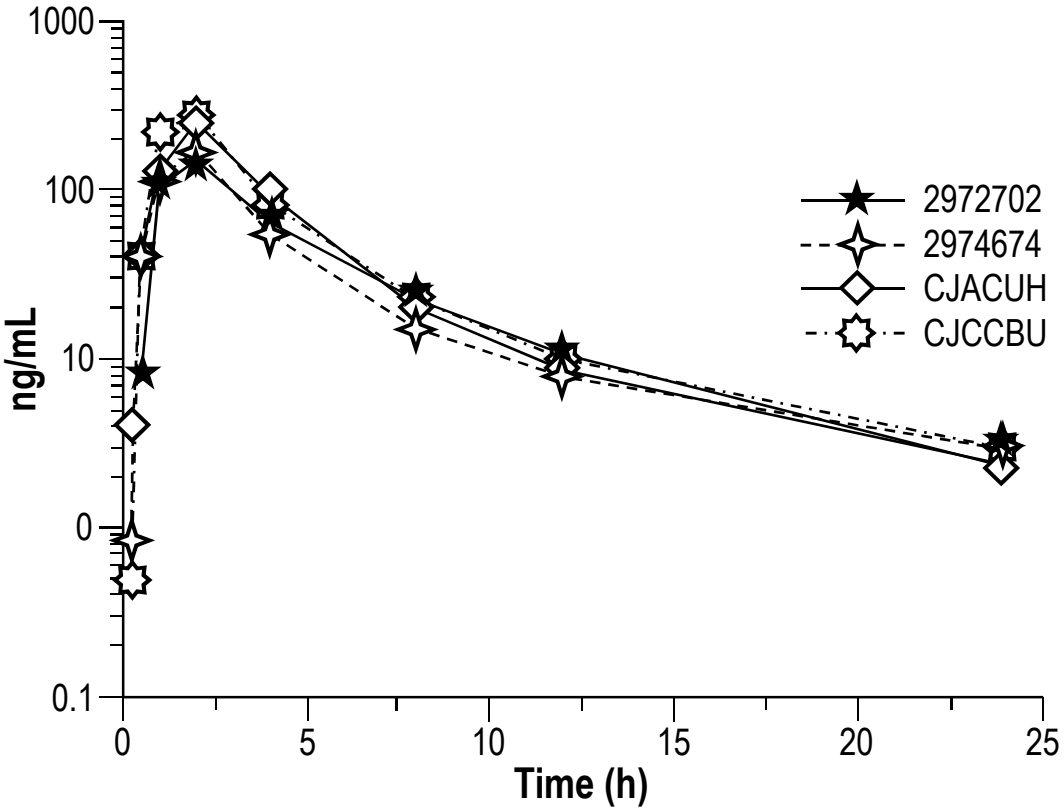
1000
100
10
0
0.1
ng/mL
0
5
10
15
20
25
Time (h)
2972702
2974674
CJACUH
CJCCBU

Fig. 4B

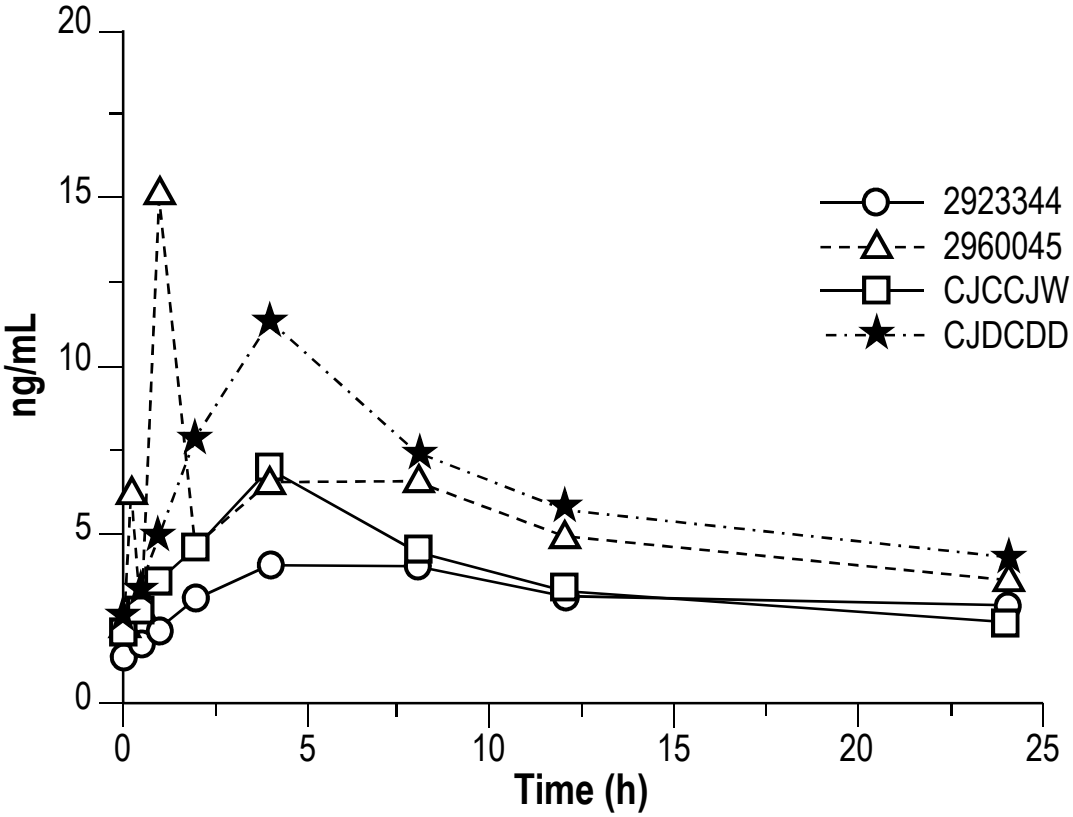
20
15
10
5
0
ng/mL
0
5
10
15
20
25
Time (h)
2923344
2960045
CJCCJW
CJDCDD

Fig. 5A

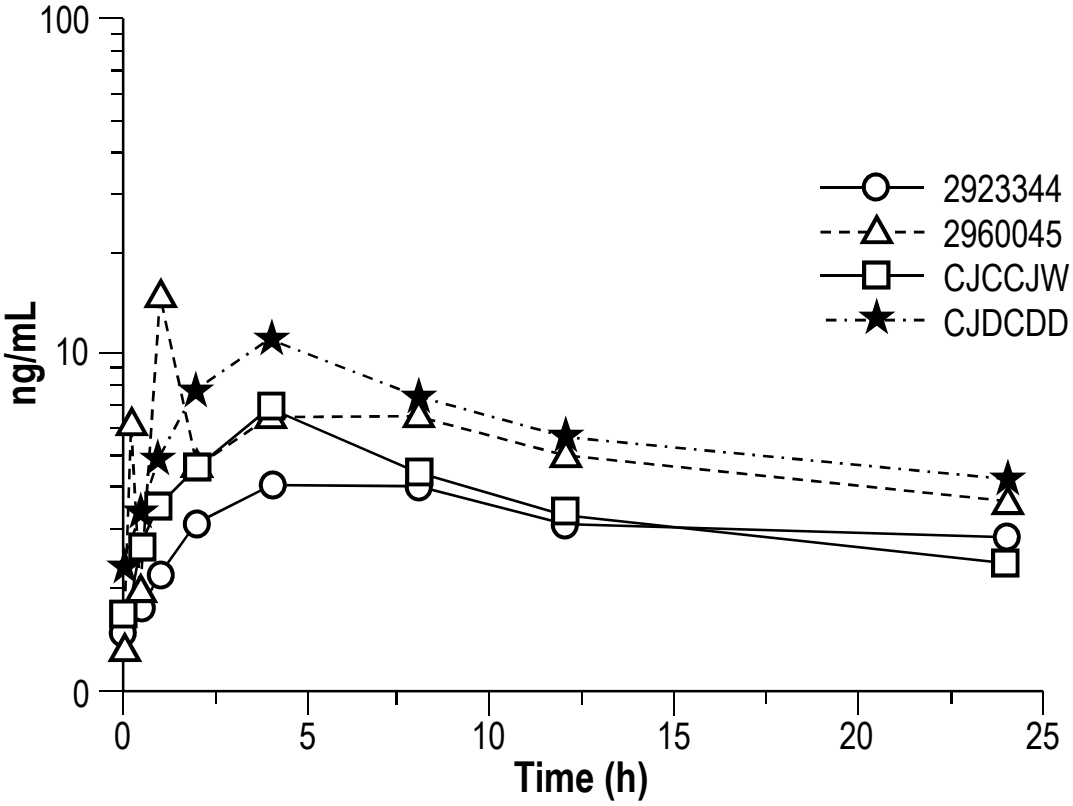
100
10
0
ng/mL
0
5
10
15
20
25
Time (h)
2923344
2960045
CJCCJW
CJDCDD

Fig. 5B

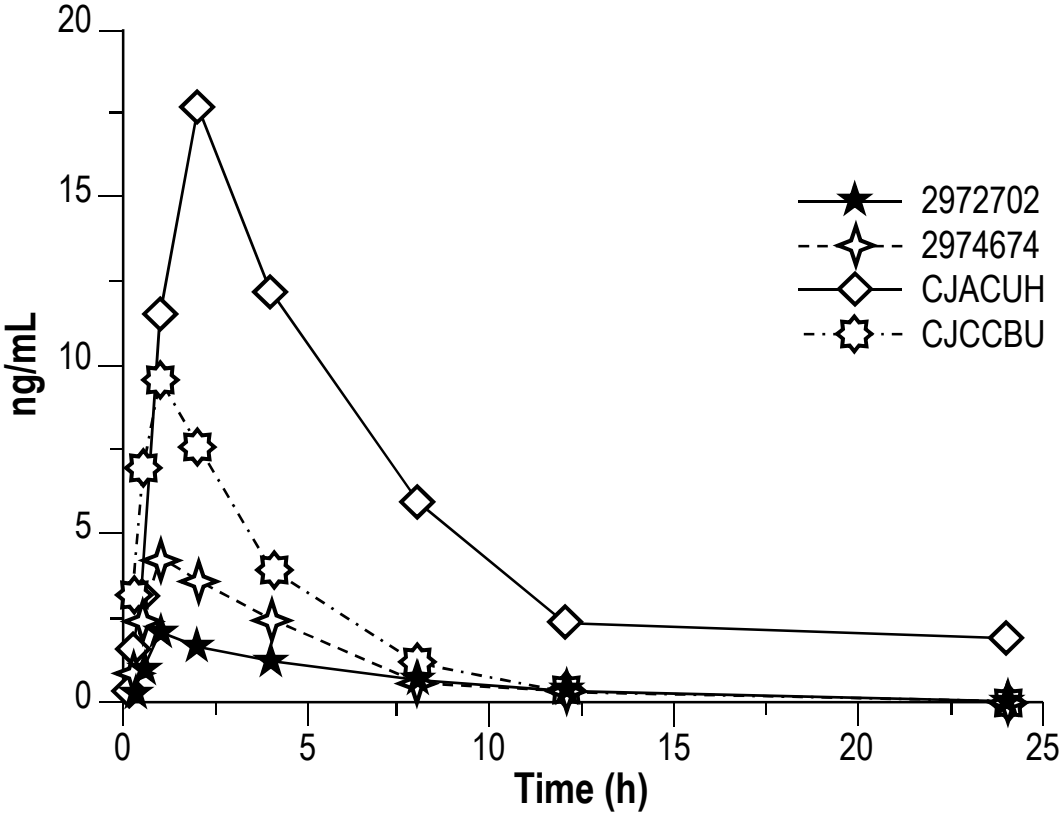
20
15
10
5
0
ng/mL
0
5
10
15
20
25
Time (h)
2972702
2974674
CJACUH
CJCCBU

Fig. 6A

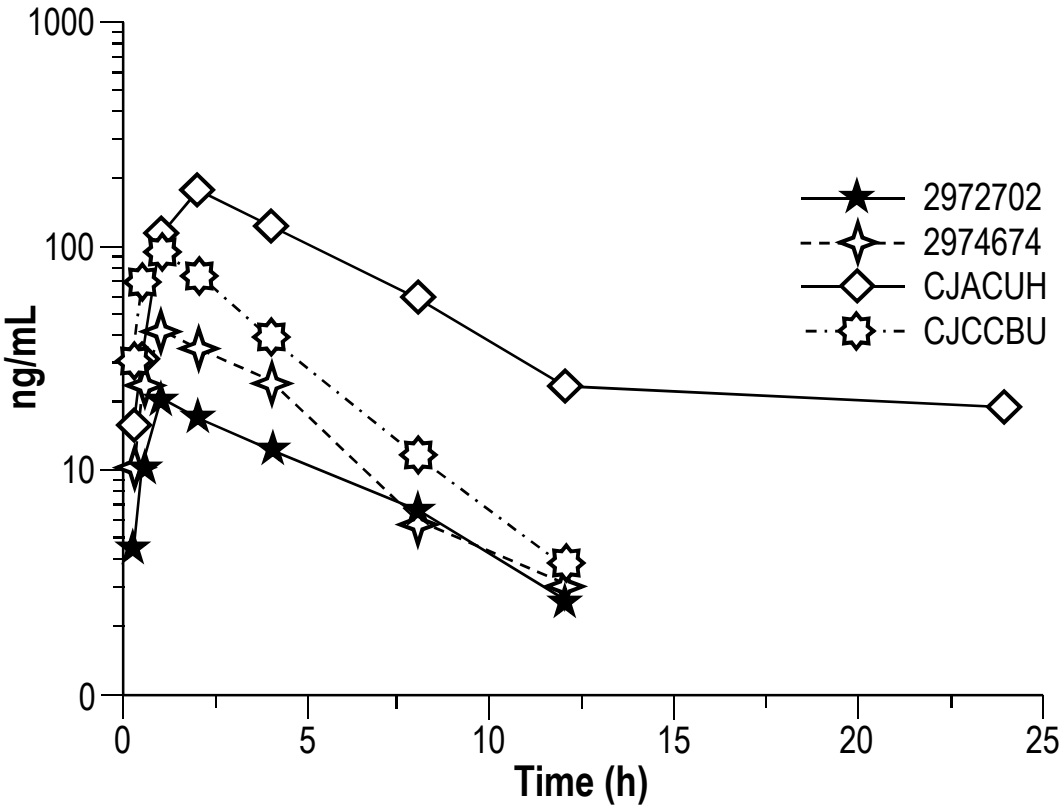
1000
100
10
0
ng/mL
0
5
10
15
20
25
Time (h)
2972702
2974674
CJACUH
CJCCBU

Fig. 6B

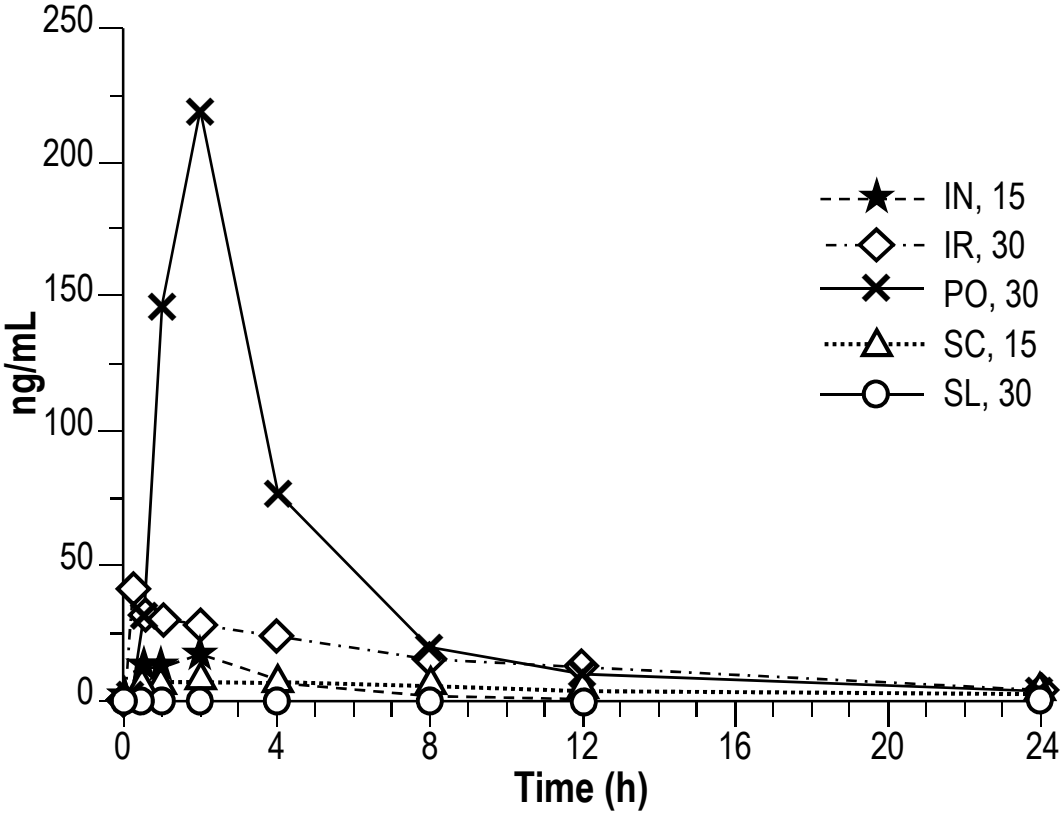
250
200
150
100
50
0
ng/mL
0
4
8
12
16
20
24
Time (h)
IN, 15
IR, 30
PO, 30
SC, 15
SL, 30

Fig. 7A

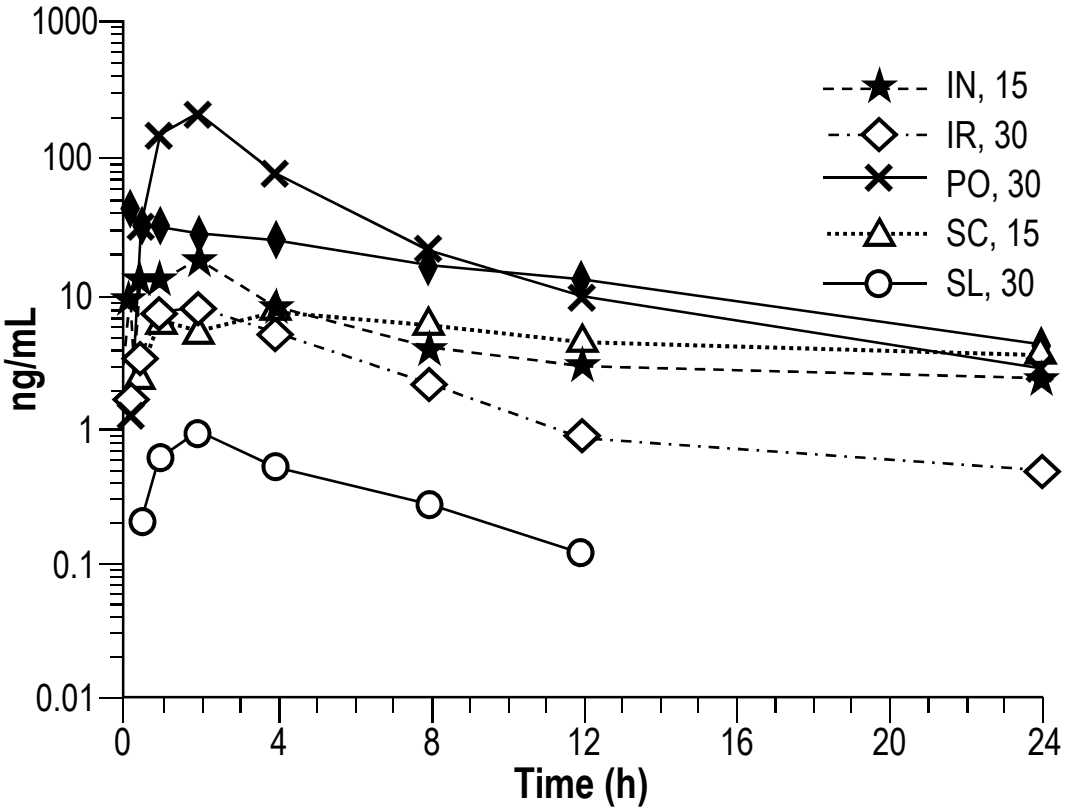
1000
100
10
1
0.1
0.01
ng/mL
0
4
8
12
16
20
24
Time (h)
IN, 15
IR, 30
PO, 30
SC, 15
SL, 30

Fig. 7B

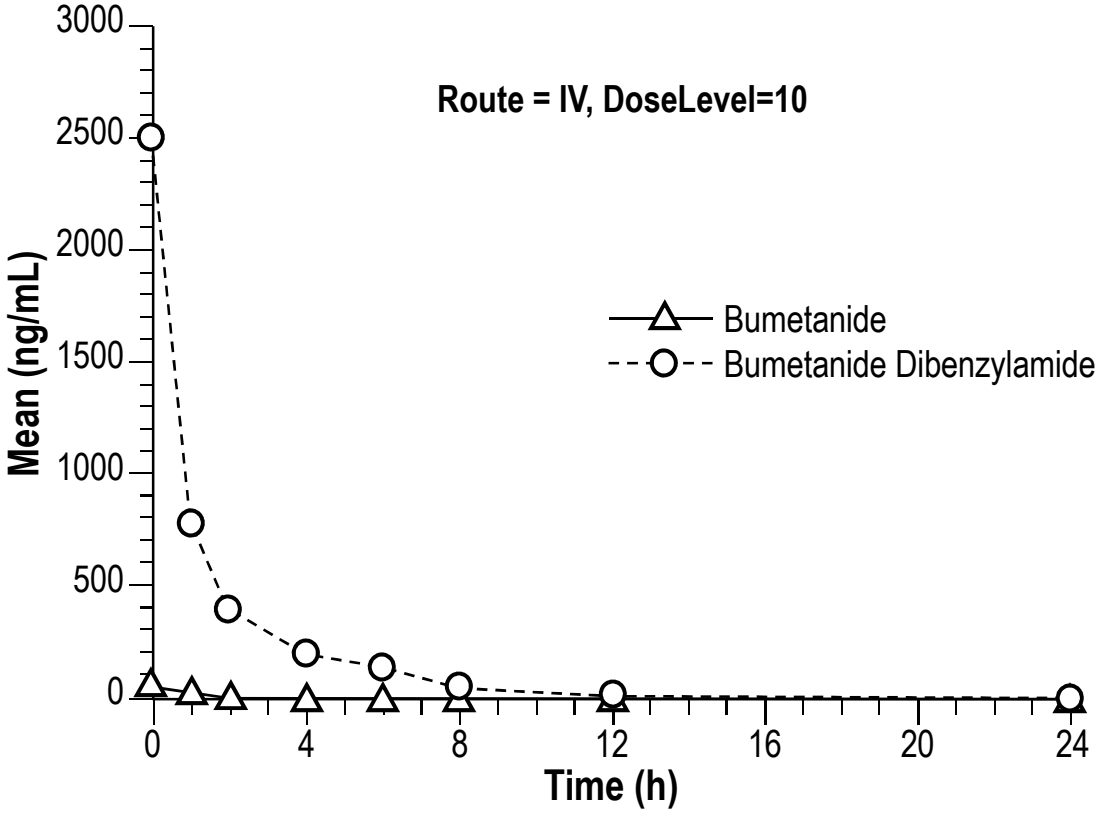
Route = IV, DoseLevel=10
Mean (ng/mL)
Time (h)
Bumetanide
Bumetanide Dibenzylamide
3000
2500
2000
1500
1000
500
0
0
4
8
12
16
20
24

Fig. 8A

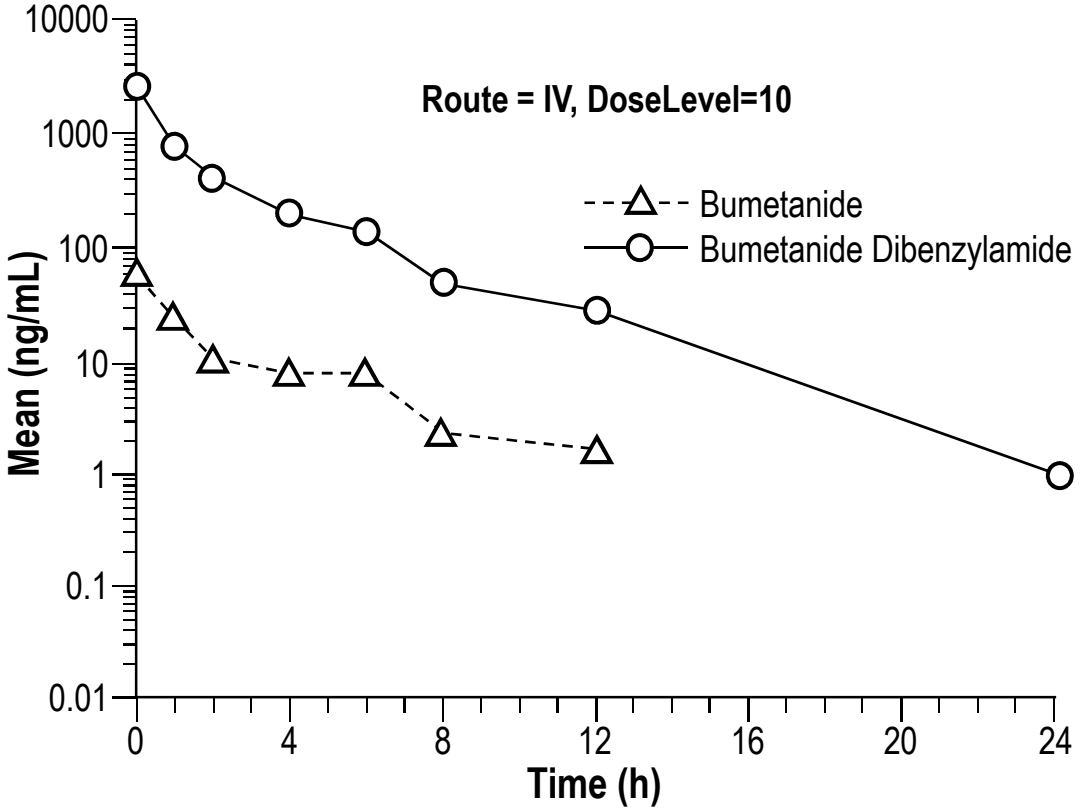
Route = IV, DoseLevel=10
Mean (ng/mL)
Time (h)
Bumetanide
Bumetanide Dibenzylamide
10000
1000
100
10
1
0.1
0.01
0
4
8
12
16
20
24

Fig. 8B

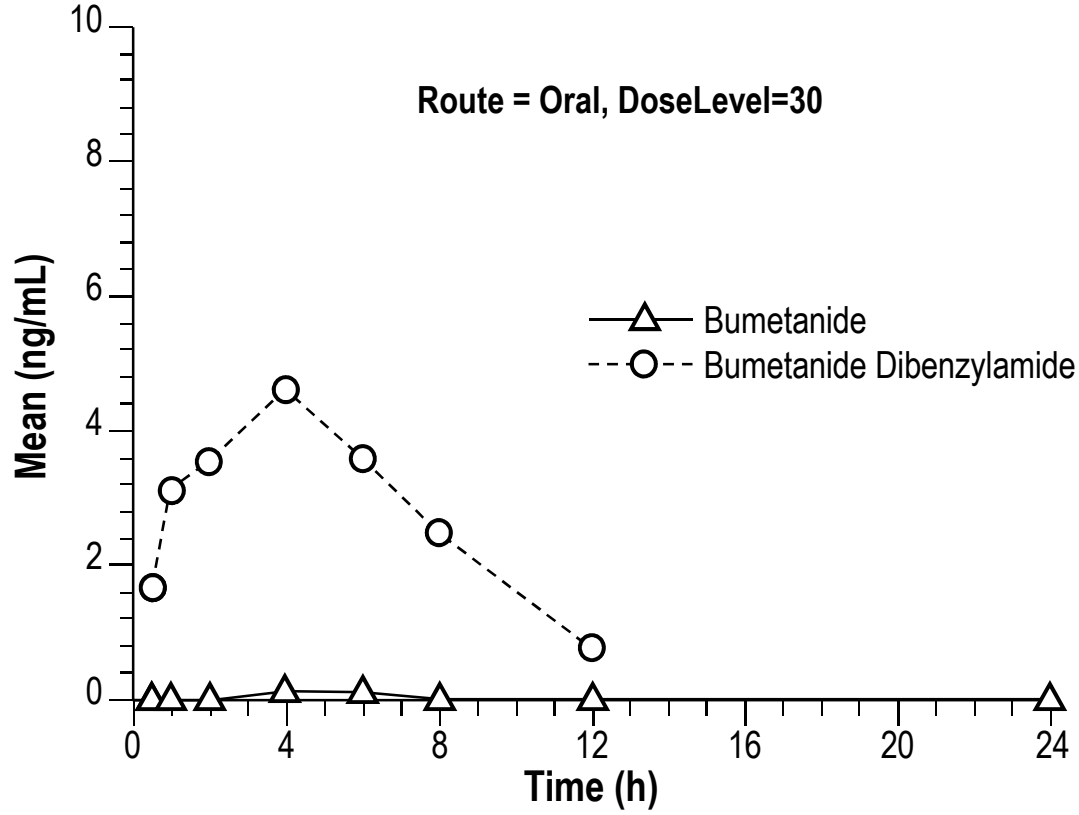
Route = Oral, DoseLevel=30
Mean (ng/mL)
Time (h)
Bumetanide
Bumetanide Dibenzylamide
0
2
4
6
8
10
0
4
8
12
16
20
24

Fig. 9A

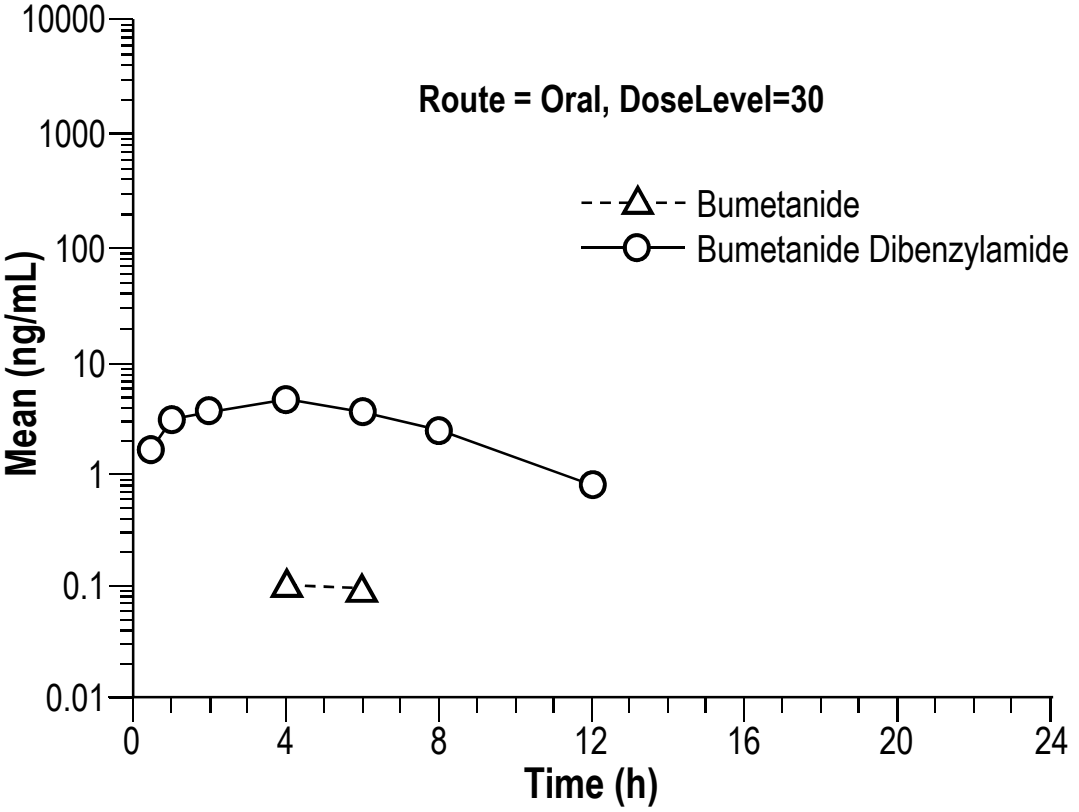
Route = Oral, DoseLevel=30
Mean (ng/mL)
Time (h)
Bumetanide
Bumetanide Dibenzylamide
0.01
0.1
1
10
100
1000
10000
0
4
8
12
16
20
24

Fig. 9B

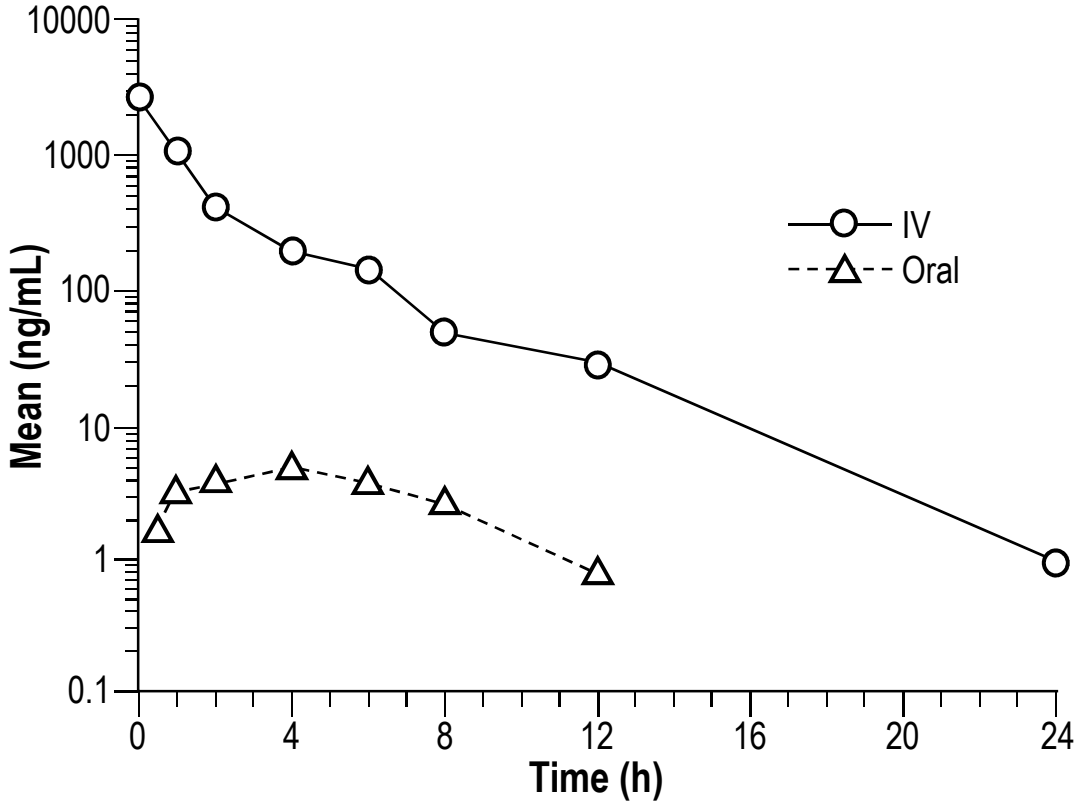

Fig. 10A

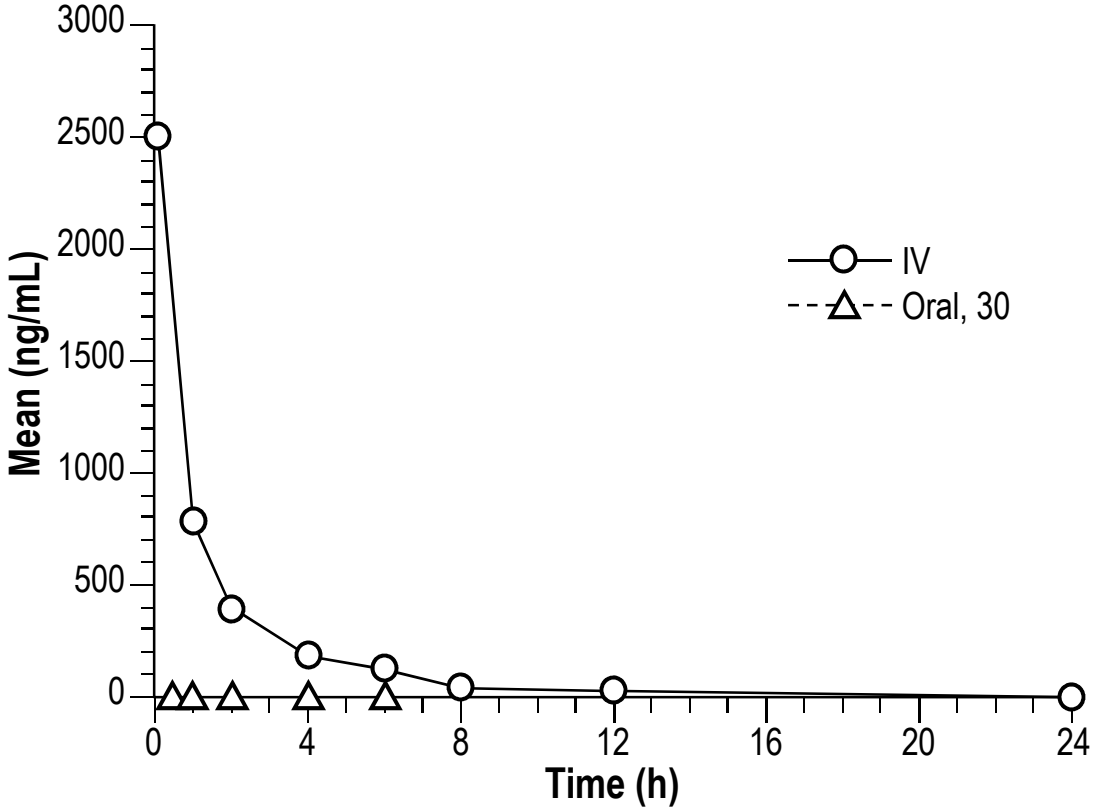

Fig. 10B

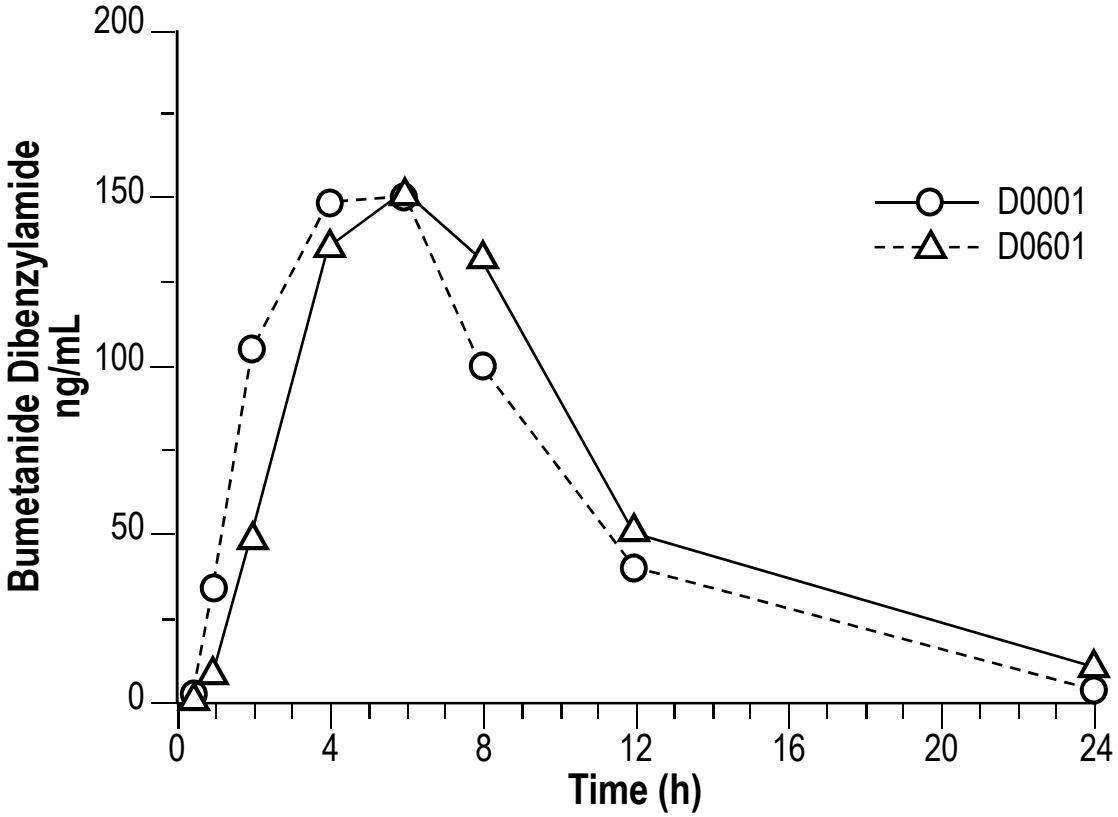

Fig. 11A

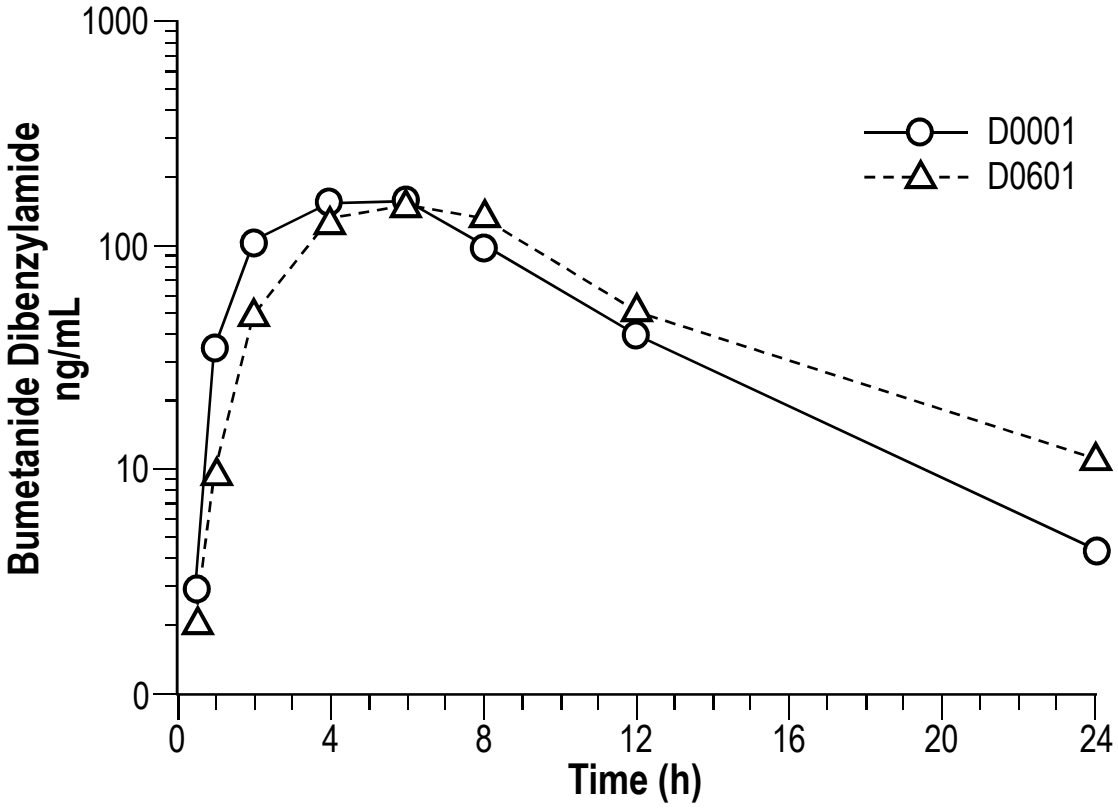

Fig. 11B

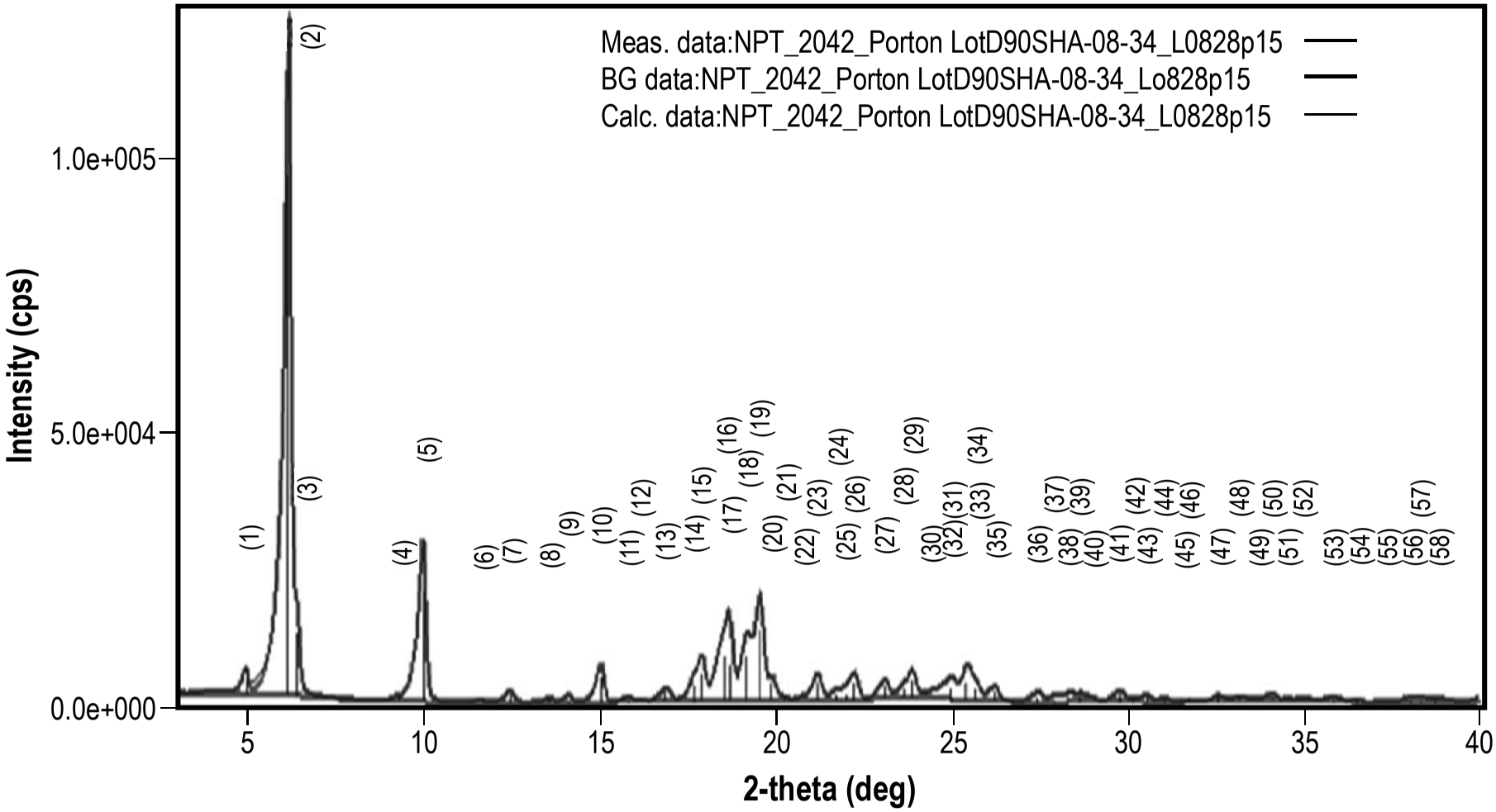
Meas. data:NPT_2042_Porton LotD90SHA-08-34_L0828p15
BG data:NPT_2042_Porton LotD90SHA-08-34_Lo828p15
Calc. data:NPT_2042_Porton LotD90SHA-08-34_L0828p15
Intensity (cps)
1.0e+005
5.0e+004
0.0e+000
5
10
15
20
25
30
35
40
2-theta (deg)
(1) (2) (3) (4) (5) (6) (7) (8) (9) (10) (11) (12) (13) (14) (15) (16) (17) (18) (19) (20) (21) (22) (23) (24) (25) (26) (27) (28) (29) (30) (31) (32) (33) (34) (35) (36) (37) (38) (39) (40) (41) (42) (43) (44) (45) (46) (47) (48) (49) (50) (51) (52) (53) (54) (55) (56) (57) (58)

Fig. 12

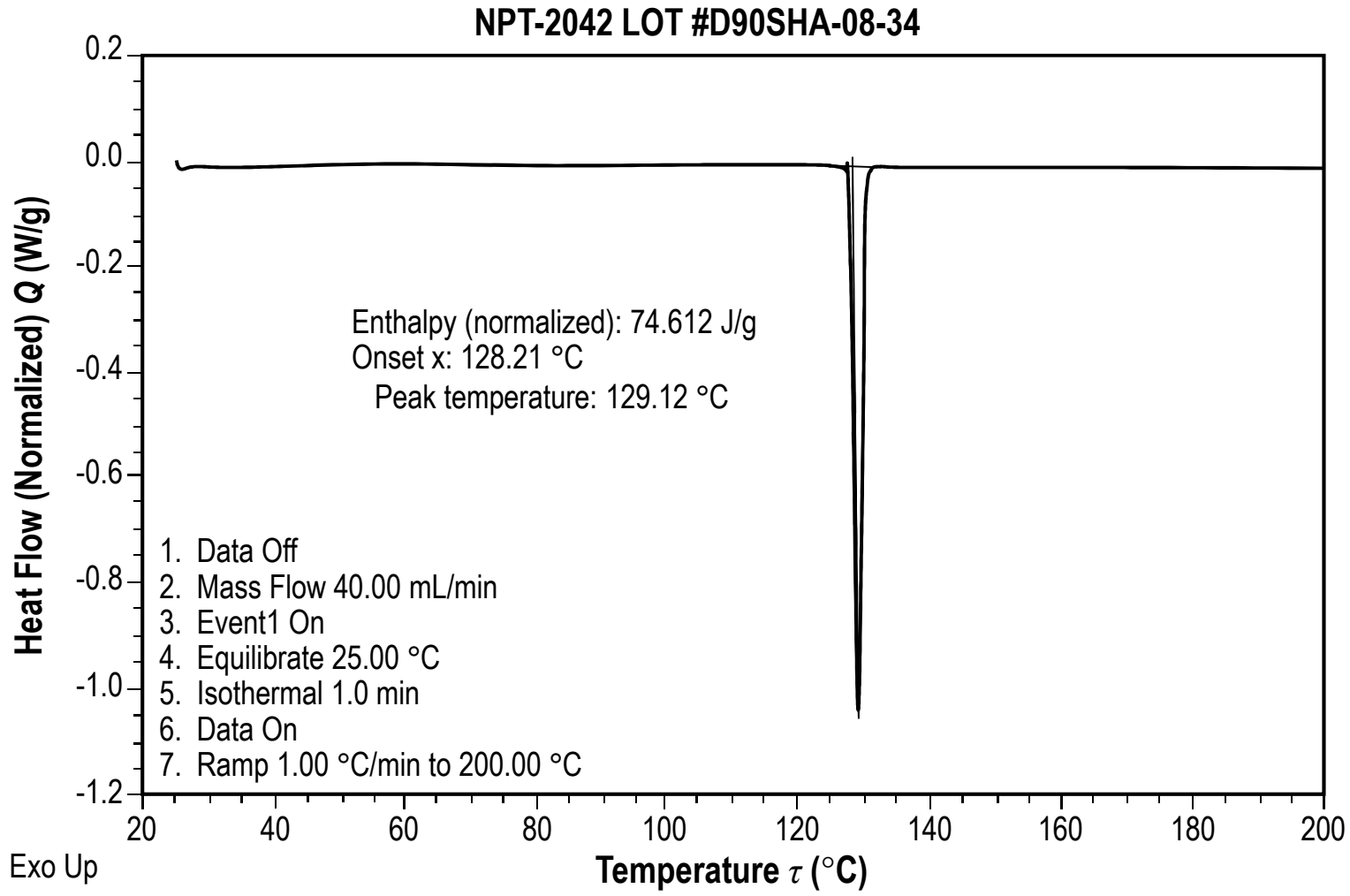
NPT-2042 LOT #D90SHA-08-34
Heat Flow (Normalized) Q (W/g)
0.2
0.0
-0.2
-0.4
-0.6
-0.8
-1.0
-1.2
Enthalpy (normalized): 74.612 J/g
Onset x: 128.21 °C
Peak temperature: 129.12 °C
1. Data Off
2. Mass Flow 40.00 mL/min
3. Event1 On
4. Equilibrate 25.00 °C
5. Isothermal 1.0 min
6. Data On
7. Ramp 1.00 °C/min to 200.00 °C
20
40
60
80
100
120
140
160
180
200
Exo Up
Temperature τ (°C)

Fig. 13

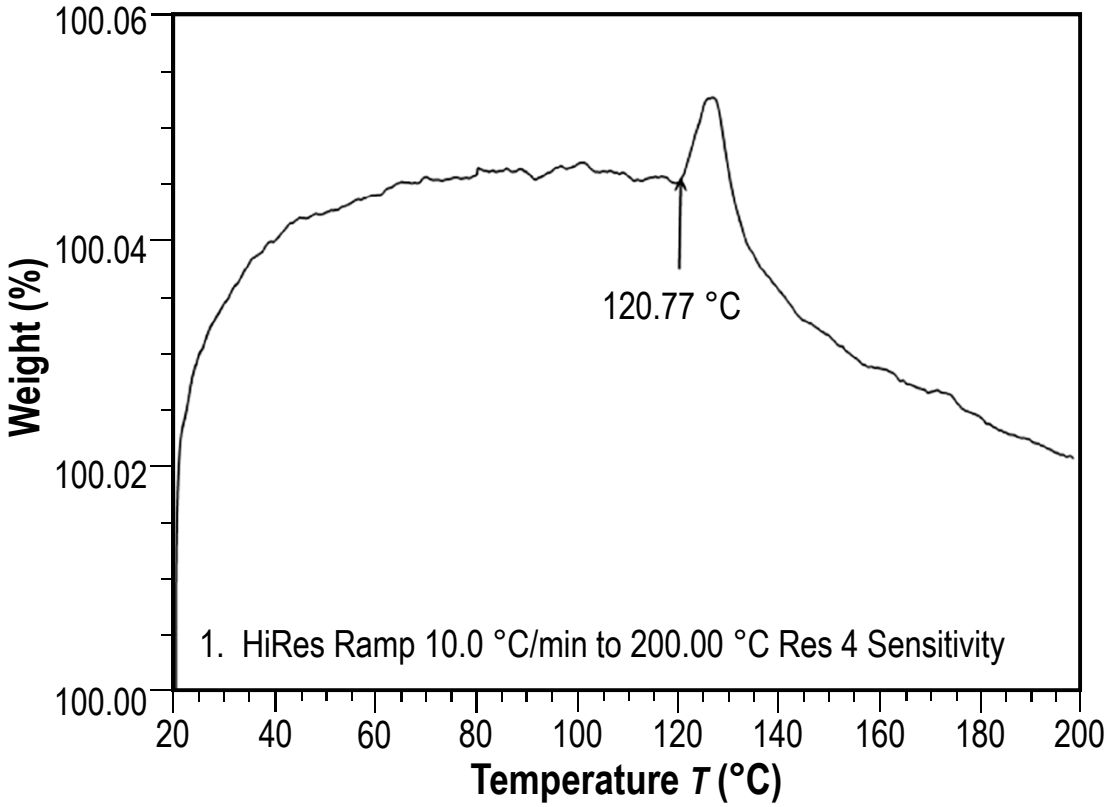
100.06
100.04
100.02
100.00
Weight (%)
120.77 °C
1. HiRes Ramp 10.0 °C/min to 200.00 °C Res 4 Sensitivity
20
40
60
80
100
120
140
160
180
200
Temperature T (°C)

Fig. 14

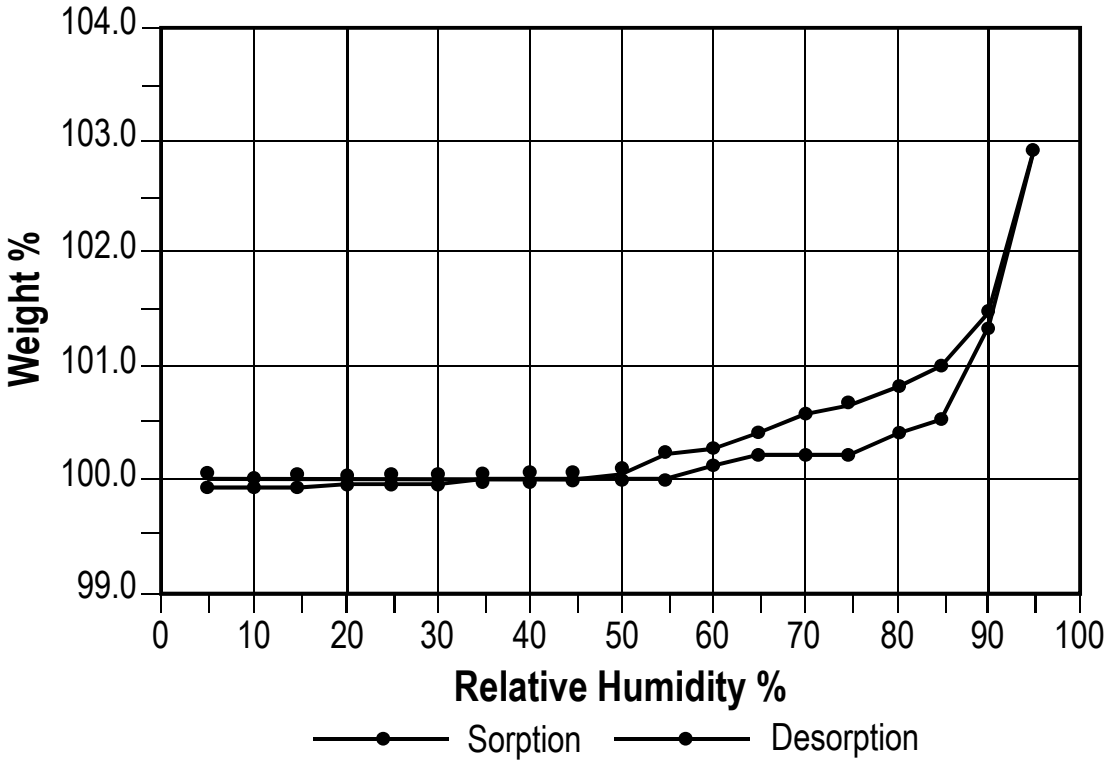
104.0
103.0
102.0
101.0
100.0
99.0
Weight %
0
10
20
30
40
50
60
70
80
90
100
Relative Humidity %
Sorption
Desorption

Fig. 15

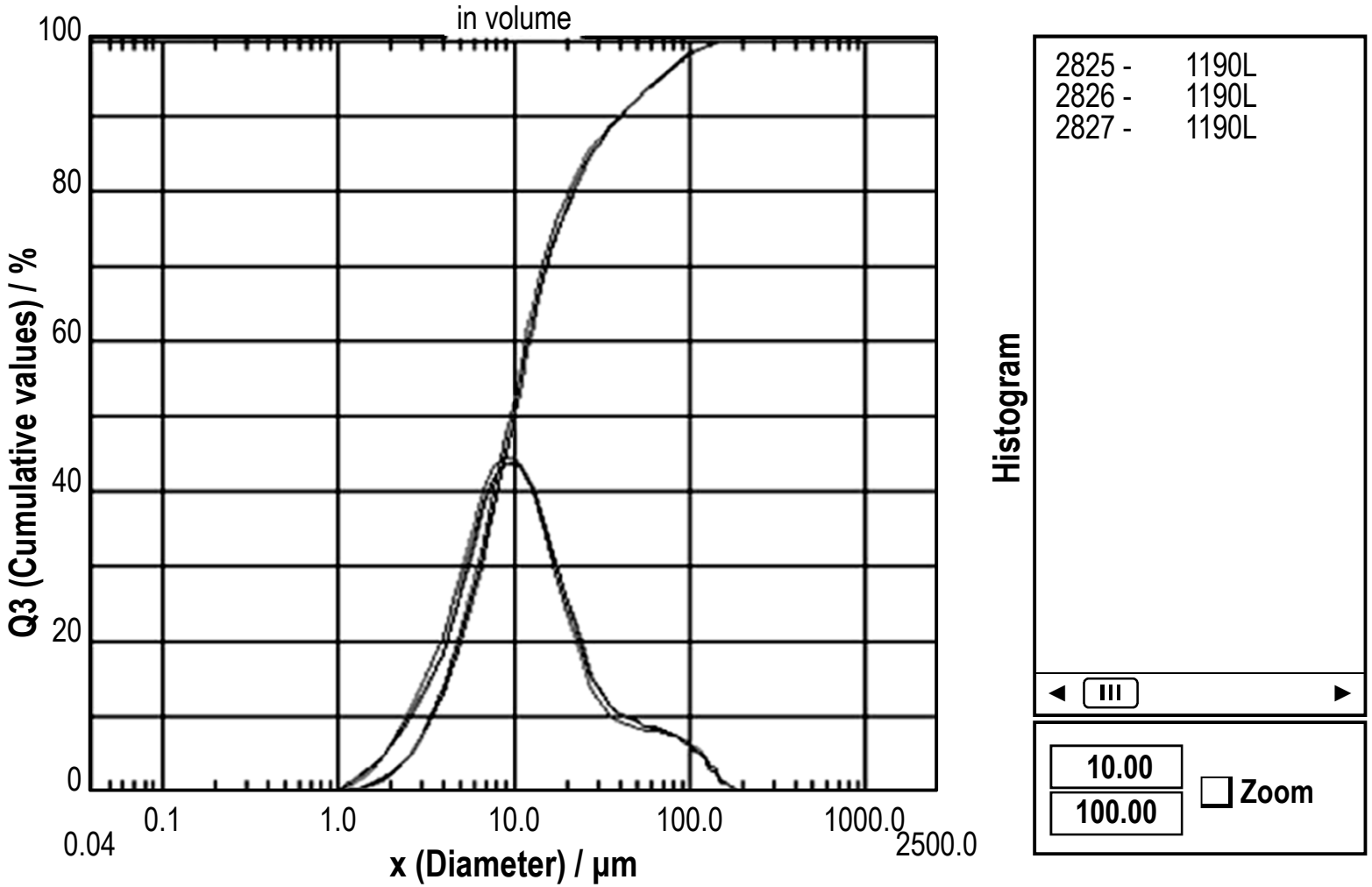
in volume
100
80
60
40
20
0
Q3 (Cumulative values) / %
0.04
0.1
1.0
10.0
100.0
1000.0
2500.0
x (Diameter) / µm
Histogram
2825 - 1190L
2826 - 1190L
2827 - 1190L
10.00
100.00
Zoom

Fig. 16



Fig. 17

Old term for seizure	New term for seizure [choice] (optional)
Absence	**(Generalized) absence**
Absence, atypical	(Generalized) absence, atypical
Absence, typical	(Generalized) absence, typical
Akinetic	Focal behavior arrest, generalized absence
Astatic	[Focal/generalized] atonic
Atonic	[Focal/**generalized**] **atonic**
Aura	Focal aware
Clonic	[Focal/generalized] clonic
Complex partial	**Focal impaired awareness**
Convulsion	[Focal/generalized] motor [tonic-clonic, tonic, clonic], focal to bilateral tonic-clonic
Dacrystic	Focal [aware or impared awareness] emotional (dacrystic)
Dialeptic	Focal impaired awareness
Drop attack	[Focal/generalized] atonic [focal/generalized] tonic
Fencer's posture (asymmetric tonic)	Focal [aware or impaired awareness] motor tonic
Figure-of-4	Focal [aware or impaired awareness] motor tonic
Freeze	Focal [aware or impaired awareness] behavior arrest
Frontal lobe*	Focal
Gelastic	Focal [aware or impaired awareness] emotional (gelastic)
Grand mal	**Generalized tonic-clonic, focal to bilateral tonic-clonic, unknown-onset tonic-clonic**
Gustatory	Focal [aware or impaired awareness] sensory (gustatory)
Infantile spasms	**[Focal/generalized/unknown] onset epileptic spasms**
Jacksonian	Focal aware motor (Jacksonian)
Limbic	Focal impaired awareness
Major motor	Generalized tonic-clonic focal-onset bilateral tonic-clonic
Minor motor	Focal motor, generalized myoclonic
Myoclonic	[Focal/**generalized**] **myoclonic**
Neocortical*	Focal aware or focal impaired awareness
Occipital lobe*	Focal
Parietal lobe*	Focal
Partial	Focal
Petit mal	**Absence**
Psychomotor	**Focal impaired awareness**
Rolandic	Focal aware motor, focal to bilateral tonic-clonic
Salaam	[Focal/generalized/unknown onset] epileptic spasms
Secondarily generalized Tonic-clonic	Focal to bilateral tonic-clonic
Simple partial	**Focal aware**
Supplementary motor	Focal motor tonic
Sylvian	Focal motor
Temporal lobe*	**Focal aware/impaired awareness**
Tonic	[Focal/**generalized**] **tonic**
Tonic-clonic	**[Generalized/unknown] onset tonic-clonic, focal to bilateral tonic-clonic**
Uncinate	Focal [aware impaired awareness] sensory (olfactory)

Note that there is not a one-to-one correspondence, reflecting reorganization as well as renaming

The most importantant terms are set in bold.

*Anatomic classification may still be useful for some purposes, for example, in evaluation for epilepsy surgery.

Epilepsia, 58(4):531-542, 2017
doi: 10.11 11 lepi.13671

Fig. 18

Calculation

Assay Date:	Nov.30.2021	Volume of Apical Well (mL)	0.075
Seeding Date	Nov.03.2021	Volume of Basolaterial Well (mL)	0.25
Culture Time:	28 days	Area of Transport (cm^2)	0.0804
Plate:	PET-96, 1μm	Incubation Time (hour)	2.00
Passage No.:	p41		

Serial Number	Compound ID	Sample Name	Dilution Factor	Analyte Peak Area (counts)	IS Peak Area (counts)	Peak Area Ratio	%Solution Recovery	P_{app} (10^{-6} cm/s)	Efflux Ratio	%Solution Recovery	Mean %Solution Recovery	Note
PC1	Nadolol	Nadolol A>B receiver	1	4.27E+02	4.37E+05	9.78E-04	0.116	0.0983		96.4	97.0	
		Nadolol A>B receiver	1	2.81E+02	4.30E+05	6.53E-04	0.0808			97.6		
		Nadolol A>B donor	3	5.18E+05	4.42E+05	3.51E+00						
		Nadolol A>B donor	3	5.00E+05	4.40E+05	3.41E+00						
		Nadolol T0	3	5.67E+05	4.67E+05	3.65E+00						
		Nadolol T0	3	5.15E+05	4.43E+05	3.49E+00						
PC2	Metoprolol	Metoprolol A>B receiver	1	1.22E+04	2.96E+04	4.12E-01	19.0	19.2		93.2	94.7	
		Metoprolol A>B receiver	1	1.25E+04	3.01E+04	4.14E-01	19.5			96.2		
		Metoprolol A>B donor	3	7.56E+04	3.09E+04	7.35E+00						
		Metoprolol A>B donor	3	7.55E+04	3.04E+04	7.45E+00						
		Metoprolol A>B	3	9.39E+04	3.01E+04	9.36E+00						
		Metoprolol A>B	3	9.33E+04	3.05E+04	9.17E+00						
PC3	Digoxin	Digoxin A>B receiver	1	2.29E+02	2.64E+04	8.69E-03	0.0197	0.0223	586	91.4	94.7	
		Digoxin A>B receiver	1	2.79E+02	2.58E+04	1.08E-02	0.0250			98.1		
		Digoxin B>A receiver	3	1.75E+05	2.68E+04	1.96E+01	13.3	13.1		105.6	108.1	
		Digoxin B>A receiver	3	1.68E+05	2.71E+04	1.86E+01	12.9			110.6		
		Digoxin A>B donor	3	1.62E+05	2.79E+04	1.74E+02						
		Digoxin A>B donor	3	1.70E+05	2.78E+04	1.84E+02						
		Digoxin B>A donor	3	1.79E+06	2.75E+04	1.95E+02						
		Digoxin B>A donor	3	1.82E+06	2.71E+04	2.02E+02						
		Digoxin T0	3	1.80E+06	2.84E+04	1.90E+02						
		Digoxin T0	3	1.82E+06	2.91E+04	1.87E+02						

Fig. 19

Calculation

Assay Date:	Nov.30.2021	Volume of Apical Well (mL)	0.075
Seeding Date	Nov.03.2021	Volume of Basolaterial Well (mL)	0.25
Culture Time:	28 days	Area of Transport (cm^2)	0.0804
Plate:	PET-96, 1μm	Incubation Time (hour)	2.00
Passage No.:	p41		

Serial Number	Compound ID	Sample Name	Dilution Factor	Analyte Peak Area (counts)	IS Peak Area (counts)	Peak Area Ratio	%Solution Recovery	P_{app} (10^{-6} cm/s)	Efflux Ratio	%Solution Recovery	Mean %Solution Recovery	Note
CPD1	NPT-2042	NPT-2042 A>B receiver	1	0.00E+00	7.29E+04	7.19E-04	0.480	0.480		0.825	5.4	1/300 of the measured peak area ratio (PAR) of the relevant T0 sample was used as it's PAR value.
		NPT-2042 A>B receiver	1	0.00E+00	7.75E+04	1.01E-03	0.480					
		NPT-2042 B>A receiver	3	5.38E+01	7.86E+04	2.05E-03	0.411	0.396			4.4	1/300 of the measured peak area ratio (PAR) of the relevant T0 sample was used as it's PAR value
		NPT-2042 B>A receiver	3	6.74E+01	7.54E+04	2.67E-03	0.381					
		NPT-2042 A>B donor	3	8.20E+02	7.50E+04	3.28E-02					25.7	
		NPT-2042 A>B donor	3	9.80E+02	8.01E+04	3.67E-02					25.0	
		NPT-2042 B>A donor	3	4.55E+03	8.23E+04	1.66E-01						
		NPT-2042 B>A donor	3	6.01E+03	7.96E+04	2.26E-01						
		NPT-2042 T0	3	1.76E+04	8.18E+04	6.47E-01						
		NPT-2042 T0	3	2.36E+04	7.78E+04	9.09E-01						
CPD2	NPT-2054	NPT-2054 A>B receiver	1	1.61E+03	8.63E+04	1.87E-02	0.753	0.709	43.8	90.7	87.4	
		NPT-2054 A>B receiver	1	1.31E+03	7.92E+04	1.65E-02	0.664			84.2		
		NPT-2054 B>A receiver	3	7.37E+04	8.82E+04	2.51E+00	30.3	31.0		102.0	99.6	
		NPT-2054 B>A receiver	3	7.52E+04	8.56E+04	2.63E+00	31.8			97.2		
		NPT-2054 A>B donor	3	2.74E+05	8.49E+04	9.67E+00						
		NPT-2054 A>B donor	3	2.50E+05	8.36E+04	8.98E+00						
		NPT-2054 B>A donor	3	2.65E+05	7.81E+04	1.02E+01						

Fig. 19 (continued)

Calculation

Assay Date:	Nov.30.2021	Volume of Apical Well (mL)	0.075
Seeding Date	Nov.03.2021	Volume of Basolaterial Well (mL)	0.25
Culture Time:	28 days	Area of Transport (cm^2)	0.0804
Plate:	PET-96, 1μm	Incubation Time (hour)	2.00
Passage No.:	p41		

Serial Number	Com-pound ID	Sample Name	Dilution Factor	Analyte Peak Area (counts)	IS Peak Area (counts)	Peak Area Ratio	%Solution Recovery	P_{app} (10^{-6} cm/s)	Efflux Ratio	%Solution Recovery	Mean %Solution Recovery	Note
		NPT-2054 B>A donor	3	2.63E+05	8.18E+04	9.64E+00						
		NPT-2054 T0	3	2.97E+05	8.29E+04	1.07E+01						
		NPT-2054 T0	3	2.81E+05	7.85E+04	1.07E+01						
		NPT-2042 SEDDS A>B receiver	1	1.61E+02	7.62E+04	2.12E-03	0.183	0.332	0.600	54.2	58.3	1/300 of the measured peak area ratio (PAR) of the relevant T0 sample was used as it's PAR value.
		NPT-2042 SEDDS A>B receiver	1	0.00E+00	7.55E+04	5.27E-03	0.480			62.4		
		NPT-2042 SEDDS B>A receiver	3	1.89E+02	7.99E+04	7.10E-03	0.185	0.199		85.2	86.3	
CPD3	NPT-2042 SEDDS	NPT-2042 SEDDS B>A receiver	3	2.10E+02	8.06E+04	7.80E-03	0.243			87.3		
		NPT-2042 SEDDS A>B donor	3	7.10E+04	7.90E+04	2.70E+00						
		NPT-2042 SEDDS B>A donor	3	7.85E+04	8.01E+04	2.94E+00						
		NPT-2042 SEDDS B>A donor	3	1.08E+05	7.60E+04	4.24E+00						
		NPT-2042 SEDDS B>A donor	3	1.10E+05	7.99E+04	4.14E+00						
		NPT-2042 SEDDS T0	3	1.39E+05	8.39E+04	4.98E+00						
		NPT-2042 SEDDS T0	3	1.32E+05	8.36E+04	4.74E+00						
		NPT-2054 SEDDS A>B receiver	1	1.58E+03	8.58E+04	1.84E+02	0.792	0.787	42.9	101.2	98.2	
		NPT-2054 SEDDS A>B receiver	1	1.56E+03	8.17E+04	1.90E+02	0.782			95.2		
		NPT-2054 SEDDS B>A receiver	3	7.28E+04	8.97E+04	2.44E+00	31.5	33.8		104.5	102.2	
		NPT-2054 SEDDS B>A receiver	3	7.23E+04	7.41E+04	2.93E+00	36.1			99.8		
CPD4	NPT-2054 SEDDS	NPT-2054 SEDDS A>B donor	3	2.83E+05	8.44E+04	1.01E+01						
		NPT-2054 SEDDS A>B donor	3	2.72E+05	8.22E+04	9.94E+00						
		NPT-2054 SEDDS B>A donor	3	2.70E+05	8.32E+04	9.73E+00						
		NPT-2054 SEDDS B>A donor	3	2.72E+05	8.48E+04	9.61E+00						
		NPT-2054 SEDDS T0	3	2.87E+05	8.60E+04	1.00E+01						
		NPT-2054 SEDDS T0	3	2.90E+05	8.28E+04	1.05E+01						

Fig. 19 (continued)

Label	Sample Name	Sample Type	Sample ID	Sample Comment	Rack Number	Vial Number	Component Name	Dilution Factor
Digoxin BK1	Digoxin_BK1	Unknown	BK1		1	91	Digoxin (8256/779.6)	1
Digoxin AR	Digoxin_AR	Unknown	AR		2	91	Digoxin (8256/779.6)	1
Digoxin AR	Digoxin_AR	Unknown	AR		2	92	Digoxin (8256/779.6)	1
Digoxin BK2	Digoxin_BK2	Unknown	BK2		1	92	Digoxin (8256/779.6)	1
Digoxin BR	Digoxin_BR	Unknown	BR		3	91	Digoxin (8256/779.6)	1
Digoxin BR	Digoxin_BR	Unknown	BR		3	92	Digoxin (8256/779.6)	1
Digoxin AD	Digoxin_AD	Unknown	AD		4	91	Digoxin (8256/779.6)	1
Digoxin AD	Digoxin_AD	Unknown	AD		4	92	Digoxin (8256/779.6)	1
Digoxin BD	Digoxin_BD	Unknown	BD		5	91	Digoxin (8256/779.6)	1
Digoxin BD	Digoxin_BD	Unknown	BD		5	92	Digoxin (8256/779.6)	1
Digoxin T0	Digoxin_T0	Unknown	T0		6	91	Digoxin (8256/779.6)	1
Digoxin T0	Digoxin_T0	Unknown	T0		6	92	Digoxin (8256/779.6)	1
Metoprolol BK1	Metoprolol_BK1	Unknown	BK1		1	91	Metoprolol (268.3/116.1)	1
Metoprolol AR	Metoprolol_AR	Unknown	AR		2	91	Metoprolol (268.3/116.1)	1
Metoprolol AR	Metoprolol_AR	Unknown	AR		2	92	Metoprolol (268.3/116.1)	1
Metoprolol BK2	Metoprolol_BK2	Unknown	BK2		1	92	Metoprolol (268.3/116.1)	1
Metoprolol BR	Metoprolol_BR	Unknown	BR		3	91	Metoprolol (268.3/116.1)	1
Metoprolol BR	Metoprolol_BR	Unknown	BR		3	92	Metoprolol (268.3/116.1)	1
Metoprolol AD	Metoprolol_AD	Unknown	AD		4	91	Metoprolol (268.3/116.1)	1
Metoprolol AD	Metoprolol_AD	Unknown	AD		4	92	Metoprolol (268.3/116.1)	1
Metoprolol BD	Metoprolol_BD	Unknown	BD		5	91	Metoprolol (268.3/116.1)	1
Metoprolol BD	Metoprolol_BD	Unknown	BD		5	92	Metoprolol (268.3/116.1)	1
Metoprolol T0	Metoprolol_T0	Unknown	T0		6	91	Metoprolol (268.3/116.1)	1
Metoprolol T0	Metoprolol_T0	Unknown	T0		6	92	Metoprolol (268.3/116.1)	1

Fig. 20

Label	Sample Name	Sample Type	Sample ID	Sample Comment	Rack Number	Vial Number	Component Name	Dilution Factor
Nadolol BK1	Nadolol_BK1	Unknown	BK1		1	1	Nadolol (310.3/254.0)	1
Nadolol AR	Nadolol_AR	Unknown	AR		1	4	Nadolol (310.3/254.0)	1
Nadolol AR	Nadolol_AR	Unknown	AR		1	3	Nadolol (310.3/254.0)	1
Nadolol BK2	Nadolol_BK2	Unknown	BK2		1	2	Nadolol (310.3/254.0)	1
Nadolol AD	Nadolol_AD	Unknown	AD		1	6	Nadolol (310.3/254.0)	1
Nadolol AD	Nadolol_AD	Unknown	AD		1	5	Nadolol (310.3/254.0)	1
Nadolol T0	Nadolol_T0	Unknown	T0		1	8	Nadolol (310.3/254.0)	1
Nadolol T0	Nadolol_T0	Unknown	T0		1	7	Nadolol (310.3/254.0)	1
NPT-2042 BK1	NPT-2042_BK1	Unknown	BK1		1	51	NPT-2042_1(544.2/347.0)	1
NPT-2042 AR	NPT-2042_AR	Unknown	AR		2	51	NPT-2042_1(544.2/347.0)	1
NPT-2042 AR	NPT-2042_AR	Unknown	AR		2	52	NPT-2042_1(544.2/347.0)	1
NPT-2042 BK2	NPT-2042_BK2	Unknown	BK2		1	52	NPT-2042_1(544.2/347.0)	1
NPT-2042 BR	NPT-2042_BR	Unknown	BR		3	51	NPT-2042_1(544.2/347.0)	1
NPT-2042 BR	NPT-2042_BR	Unknown	BR		3	52	NPT-2042_1(544.2/347.0)	1
NPT-2042 AD	NPT-2042_AD	Unknown	AD		4	51	NPT-2042_1(544.2/347.0)	1
NPT-2042 AD	NPT-2042_AD	Unknown	AD		4	52	NPT-2042_1(544.2/347.0)	1
NPT-2042 BD	NPT-2042_BD	Unknown	BD		5	51	NPT-2042_1(544.2/347.0)	1
NPT-2042 BD	NPT-2042_BD	Unknown	BD		5	52	NPT-2042_1(544.2/347.0)	1
NPT-2042 T0	NPT-2042_T0	Unknown	T0		6	51	NPT-2042_1(544.2/347.0)	1
NPT-2042 T0	NPT-2042_T0	Unknown	T0		6	52	NPT-2042_1(544.2/347.0)	1
NPT-2054 BK1	NPT-2054_BK1	Unknown	BK1		1	63	NPT-2054_1(434.1/346.9)	1
NPT-2054 AR	NPT-2054_AR	Unknown	AR		2	63	NPT-2054_1(434.1/346.9)	1
NPT-2054 AR	NPT-2054_AR	Unknown	AR		2	63	NPT-2054_1(434.1/346.9)	1

Fig. 20 (continued)

Label	Sample Name	Sample Type	Sample ID	Sample Comment	Rack Number	Vial Number	Component Name	Dilution Factor
NPT-2054 BK2	NPT-2054_BK2	Unknown	BK2		1	64	NPT-2054_1(434.1/346.9)	1
NPT-2054 BR	NPT-2054_BR	Unknown	BR		3	63	NPT-2054_1(434.1/346.9)	1
NPT-2054 BR	NPT-2054_BR	Unknown	BR		3	64	NPT-2054_1(434.1/346.9)	1
NPT-2054 AD	NPT-2054_AD	Unknown	AD		4	63	NPT-2054_1(434.1/346.9)	1
NPT-2054 AD	NPT-2054_AD	Unknown	AD		4	64	NPT-2054_1(434.1/346.9)	1
NPT-2054 BD	NPT-2054_BD	Unknown	BD		5	63	NPT-2054_1(434.1/346.9)	1
NPT-2054 BD	NPT-2054_BD	Unknown	BD		5	64	NPT-2054_1(434.1/346.9)	1
NPT-2054 T0	NPT-2054_T0	Unknown	T0		6	63	NPT-2054_1(434.1/346.9)	1
NPT-2054 T0	NPT-2054_T0	Unknown	T0		6	64	NPT-2054_1(434.1/346.9)	1
NPT-2042 SEDDS BK1	NPT-2042 SEDDS BK1	Unknown	BK1		1	75	NPT-2042_1(544.2/347.0)	1
NPT-2042 SEDDS AR	NPT-2042 SEDDS AR	Unknown	AR		2	75	NPT-2042_1(544.2/347.0)	1
NPT-2042 SEDDS AR	NPT-2042 SEDDS AR	Unknown	AR		2	76	NPT-2042_1(544.2/347.0)	1
NPT-2042 SEDDS BK2	NPT-2042 SEDDS BK2	Unknown	BK2		1	76	NPT-2042_1(544.2/347.0)	1
NPT-2042 SEDDS BR	NPT-2042 SEDDS BR	Unknown	BR		3	75	NPT-2042_1(544.2/347.0)	1
NPT-2042 SEDDS BR	NPT-2042 SEDDS BR	Unknown	BR		3	76	NPT-2042_1(544.2/347.0)	1
NPT-2042 SEDDS AD	NPT-2042 SEDDS AD	Unknown	AD		4	75	NPT-2042_1(544.2/347.0)	1
NPT-2042 SEDDS AD	NPT-2042 SEDDS AD	Unknown	AD		4	76	NPT-2042_1(544.2/347.0)	1
NPT-2042 SEDDS BD	NPT-2042 SEDDS BD	Unknown	BD		5	75	NPT-2042_1(544.2/347.0)	1
NPT-2042 SEDDS BD	NPT-2042 SEDDS BD	Unknown	BD		5	76	NPT-2042_1(544.2/347.0)	1
NPT-2042 SEDDS T0	NPT-2042 SEDDS T0	Unknown	T0		6	75	NPT-2042_1(544.2/347.0)	1
NPT-2042 SEDDS T0	NPT-2042 SEDDS T0	Unknown	T0		6	76	NPT-2042_1(544.2/347.0)	1
NPT-2042 SEDDS BK1	NPT-2042 SEDDS BK1	Unknown	BK1		1	87	NPT-2054_1(434.1/346.9)	1
NPT-2042 SEDDS AR	NPT-2042 SEDDS AR	Unknown	AR		2	87	NPT-2054_1(434.1/346.9)	1

Fig. 20 (continued)

Label	Sample Name	Sample Type	Sample ID	Sample Comment	Rack Number	Vial Number	Component Name	Dilution Factor
NPT-2054 SEDDS AR	NPT-2054 SEDDS_AR	Unknown	AR		2	88	NPT-2054_1(434.1/346.9)	1
NPT-2054 SEDDS BK2	NPT-2054 SEDDS_BK2	Unknown	BK2		1	88	NPT-2054_1(434.1/346.9)	1
NPT-2054 SEDDS BR	NPT-2054 SEDDS_BR	Unknown	BR		3	87	NPT-2054_1(434.1/346.9)	1
NPT-2054 SEDDS BR	NPT-2054 SEDDS_BR	Unknown	BR		3	88	NPT-2054_1(434.1/346.9)	1
NPT-2054 SEDDS AD	NPT-2054 SEDDS_AD	Unknown	AD		4	87	NPT-2054_1(434.1/346.9)	1
NPT-2054 SEDDS AD	NPT-2054 SEDDS_AD	Unknown	AD		4	88	NPT-2054_1(434.1/346.9)	1
NPT-2054 SEDDS BD	NPT-2054 SEDDS_BD	Unknown	BD		5	87	NPT-2054_1(434.1/346.9)	1
NPT-2054 SEDDS BD	NPT-2054 SEDDS_BD	Unknown	BD		5	88	NPT-2054_1(434.1/346.9)	1
NPT-2054 SEDDS T0	NPT-2054 SEDDS_T0	Unknown	T0		6	87	NPT-2054_1(434.1/346.9)	1
NPT-2054 SEDDS T0	NPT-2054 SEDDS_T0	Unknown	T0		6	88	NPT-2054_1(434.1/346.9)	1

Fig. 20 (continued)

Label	Area	Height	Retention Time	Actual Concentra	IS Name	IS Area	IS Height	IS Retention Time	Area Ratio	Modified	Used
Digoxin BK1	N/A	N/A	N/A	N/A	lab (327.2/176.1	25722.35763	23990.72593	0.748262336	N/A	FALSE	TRUE
Digoxin AR	229.2324387	157.4849737	0.818094769	N/A	lab (327.2/176.1	26393.75743	23169.03374	0.75248614	0.008685101	FALSE	TRUE
Digoxin AR	279.0899125	208.5807908	0.81680328	N/A	lab (327.2/176.1	25781.86015	23912.85675	0.751403749	0.01082505	FALSE	TRUE
DigoxinBK2	N/A	N/A	N/A	N/A	lab (327.2/176.1	26593.49463	23599.83136	0.754028708	N/A	FALSE	TRUE
Digoxin BR	174659.9595	135141.3557	0.814278088	N/A	lab (327.2/176.1	26780.72443	24429.6201	0.74682972	6.521853431	FALSE	TRUE
Digoxin BR	167936.7709	134000.6535	0.811900971	N/A	lab (327.2/176.1	27111.54067	25498.27683	0.745425492	6.194290947	FALSE	TRUE
Digoxin AD	1617508.496	1247583.346	0.818326538	N/A	lab (327.2/176.1	27897.87164	25513.0699	0.752237094	57.9796379	FALSE	TRUE
Digoxin AD	1700054.372	1283096.467	0.8194051	N/A	lab (327.2/176.1	27769.64404	25389.34166	0.75280963	61.21988347	FALSE	TRUE
Digoxin BD	1791352.214	1365700.245	0.810650449	N/A	lab (327.2/176.1	27542.43832	24450.41043	0.744298237	65.03971046	FALSE	TRUE
Digoxin BD	1821107.502	1395280.043	0.815096835	N/A	lab (327.2/176.1	27107.04304	23449.82912	0.749847784	67.18207881	FALSE	TRUE
Digoxin T0	1803468.6	1371359.758	0.812639731	N/A	lab (327.2/176.1	28427.2493	26587.37517	0.746409667	63.44154445	FALSE	TRUE
Digoxin T0	1815380.866	1381549.219	0.822507701	N/A	lab (327.2/176.1	29080.357	26563.33862	0.756475411	62.42636106	FALSE	TRUE
Metoprolol BK1	N/A	N/A	N/A	N/A	Labetalol (329.2/	27521.17485	27514.9214	0.527153317	N/A	FALSE	TRUE
Metoprolol AR	12214.60628	11842.6188	0.505712508	N/A	Labetalol (329.2/	29647.27875	29553.30386	0.526538989	0.411997553	FALSE	TRUE
Metoprolol AR	12470.77464	11553.93519	0.504004777	N/A	Labetalol (329.2/	30133.32574	29096.37848	0.525354612	0.413853245	FALSE	TRUE
Metoprolol BK2	N/A	N/A	N/A	N/A	Labetalol (329.2/	29539.41699	29565.56661	0.527028032	N/A	FALSE	TRUE
Metoprolol BR	16858.5793	16171.35964	0.502673004	N/A	Labetalol (329.2/	29586.28933	29758.85622	0.522810942	0.569810533	FALSE	TRUE
Metoprolol BR	17396.62078	17205.94118	0.51116328	N/A	Labetalol (329.2/	30269.29207	30274.86494	0.530803325	0.574728366	FALSE	TRUE
Metoprolol AD	75594.95322	72215.48147	0.505333578	N/A	Labetalol (329.2/	30854.44684	29143.75634	0.525913147	2.45005051	FALSE	TRUE
Metoprolol AD	75497.42638	72032.57694	0.507056322	N/A	Labetalol (329.2/	30404.03854	30605.7896	0.526862597	2.483138097	FALSE	TRUE
Metoprolol BD	94082.72995	90641.97984	0.513448746	N/A	Labetalol (329.2/	29586.16532	29047.21827	0.532756439	3.179956879	FALSE	TRUE
Metoprolol BD	91774.83615	85708.53904	0.508417966	N/A	Labetalol (329.2/	31442.68273	31205.73355	0.527960658	2.918797894	FALSE	TRUE
Metoprolol T0	93880.22504	90773.5453	0.509474652	N/A	Labetalol (329.2/	30087.2795	29301.56069	0.529192727	3.120263001	FALSE	TRUE
Metoprolol T0	93251.76996	91917.33797	0.505986489	N/A	Labetalol (329.2/	30491.21218	30511.24618	0.528602562	3.058316259	FALSE	TRUE

Fig. 20 (continued)

Label	Area	Height	Retention Time	Actual Concent	IS Name	IS Area	IS Height	IS Retention Time	Area Ratio	Modified	Used
Nadolol BK1	N/A	N/A	N/A	N/A	Labetalol (329.2/	532379.7626	629157.794	0.502309263	N/A	FALSE	TRUE
Nadolol AR	427.4681747	476.0966272	0.491764034	N/A	Labetalol (329.2/	436961.7413	513086.6627	0.516348634	0.000978274	FALSE	TRUE
Nadolol AR	280.7985873	324.8473498	0.494133898	N/A	Labetalol (329.2/	429756.8558	493322.9258	0.521088266	0.000653389	FALSE	TRUE
Nadolol BK2	N/A	N/A	N/A	N/A	Labetalol (329.2/	431424.2466	487507.4898	0.514806238	N/A	FALSE	TRUE
Nadolol AD	517869.4408	574974.2264	0.490236577	N/A	Labetalol (329.2/	442400.1369	521033.8295	0.516043112	1.170590598	FALSE	TRUE
Nadolol AD	500182.7788	554628.9064	0.493401933	N/A	Labetalol (329.2/	440146.8387	519453.7386	0.51909434	1.136399798	FALSE	TRUE
Nadolol T0	567229.3609	626879.3187	0.504184209	N/A	Labetalol (329.2/	466790.4125	529914.8803	0.530819473	1.215169262	FALSE	TRUE
Nadolol T0	515495.7586	574025.6174	0.496375438	N/A	Labetalol (329.2/	442676.8579	508137.8896	0.521269887	1.164496741	FALSE	TRUE
										FALSE	TRUE
NPT-2042 BK1	N/A	N/A	N/A	N/A	Tolbutamide (271.	75440.50783	96832.07455	0.627253819	N/A	FALSE	TRUE
NPT-2042 AR	N/A	N/A	N/A	N/A	Tolbutamide (271.	72855.40976	90452.86977	0.631659306	N/A	FALSE	TRUE
NPT-2042 AR	N/A	N/A	N/A	N/A	Tolbutamide (271.	77488.68408	97510.8348	0.631908559	N/A	FALSE	TRUE
NPT-2042 BK2	N/A	N/A	N/A	N/A	Tolbutamide (271.	75678.28306	97615.77043	0.63093229	N/A		
NPT-2042 BR	53.79006196	64.21127069	0.791302359	N/A	Tolbutamide (271.	78623.12952	101290.3343	0.632881203	0.000684151	FALSE	TRUE
NPT-2042 BR	67.43077563	95.67388241	0.792345634	N/A	Tolbutamide (271.	75701.23731	94168.99032	0.632178791	0.000890749	FALSE	TRUE
NPT-2042 AD	819.6159491	927.9876746	0.783312474	N/A	Tolbutamide (271.	74971.54586	96233.87451	0.624420582	0.01093236	FALSE	TRUE
NPT-2042 AD	980.4356363	1247.623291	0.789706137	N/A	Tolbutamide (271.	80139.07153	104167.0791	0.630903272	0.012234178	FALSE	TRUE
NPT-2042 BD	4551.992526	5113.120415	0.78899826	N/A	Tolbutamide (271.	82251.64164	106102.9221	0.628655043	0.05534227	FALSE	TRUE
NPT-2042 BD	6006.961502	7173.581295	0.783855144	N/A	Tolbutamide (271.	79581.8564	98765.58391	0.623427216	0.075481545	FALSE	TRUE
NPT-2042 T0	17645.67363	20056.37838	0.790680722	N/A	Tolbutamide (271.	81761.01472	106313.2125	0.631294555	0.21582014	FALSE	TRUE
NPT-2042 T0	23587.16639	27610.4517	0.785787083	N/A	Tolbutamide (271.	77828.01011				FALSE	TRUE
							96871.51611	0.626958262	0.303067833		
NPT-2054 BK1	N/A	N/A	N/A	N/A	Tolbutamide (271.	81241.37178					
NPT-2054 AR	1614.144704	1681.237443	0.636941819	N/A	Tolbutamide (271.	86290.47524	94855.54366	0.63107911	N/A	FALSE	TRUE
NPT-2054 AR	1308.435199	1455.368388	0.631806155	N/A	Tolbutamide (271.	79248.93117	101680.6917	0.627205861	0.018705943	FALSE	TRUE
							92462.90402	0.623210688	0.016510446	FALSE	TRUE

Fig. 20 (continued)

Label	Area	Height	Retention Time	Actual Conc't	IS Name	IS Area	IS Height	IS Retention Time	Area Ratio	Modified	Used
NPT-2054 SEDDS AR	1555.653296	1852.465033	0.631956807	N/A	Tolbutamide (271.	81707.77923	95838.92692	0.623038212	0.019039231	FALSE	TRUE
NPT-2054 SEDDS BK2	N/A	N/A	N/A	N/A	Tolbutamide (271.	81945.52629	97699.26994	0.622988213	N/A	FALSE	TRUE
NPT-2054 SEDDS BR	72809.92205	84072.72058	0.637505614	N/A	Tolbutamide (271.	89695.58596	103157.85	0.628242474	0.811744762	FALSE	TRUE
NPT-2054 SEDDS BR	72346.86468	81191.57898	0.634818008	N/A	Tolbutamide (271.	74072.57967	85535.42271	0.626279301	0.976702378	FALSE	TRUE
NPT-2054 SEDDS AD	283162.3345	321752.6483	0.635323013	N/A	Tolbutamide (271.	84363.22581	99833.99976	0.626536063	3.356466419	FALSE	TRUE
NPT-2054 SEDDS AD	272404.9259	310621.9985	0.638425955	N/A	Tolbutamide (271.	82247.84958	93431.29001	0.629701488	3.312000585	FALSE	TRUE
NPT-2054 SEDDS BD	269939.1328	307312.5848	0.633548483	N/A	Tolbutamide (271.	83194.8896	94162.1374	0.62437876	3.244660027	FALSE	TRUE
NPT-2054 SEDDS BD	271804.5633	311782.6285	0.638927116	N/A	Tolbutamide (271.	84820.42343	100951.6714	0.630291045	3.20447072	FALSE	TRUE
NPT-2054 SEDDS T0	286842.8982	330198.9875	0.638496979	N/A	Tolbutamide (271.	85958.62408	101563.4967	0.629890248	3.336988014	FALSE	TRUE
NPT-2054 SEDDS T0	290008.8233	334371.2462	0.637927998	N/A	Tolbutamide (271.	82794.61852	95310.44616	0.629600185	3.502749677	FALSE	TRUE

Fig. 20 (continued)

Label	Calculated Conc.	Accuracy	Original Filename
Digoxin BK1	N/A	N/A	\\10.80.2.238\Analyst Data\2021-Q\Projects\000000\2021_11_30_Caco2\Data\Others-20211130-Caco2-QBY-1-20211130.wiff (sample 4)
Digoxin AR	<2 points	N/A	\\10.80.2.238\Analyst Data\2021-Q\Projects\000000\2021_11_30_Caco2\Data\Others-20211130-Caco2-QBY-1-20211130.wiff (sample 5)
Digoxin AR	<2 points	N/A	\\10.80.2.238\Analyst Data\2021-Q\Projects\000000\2021_11_30_Caco2\Data\Others-20211130-Caco2-QBY-1-20211130.wiff (sample 6)
Digoxin BK2	N/A	N/A	\\10.80.2.238\Analyst Data\2021-Q\Projects\000000\2021_11_30_Caco2\Data\Others-20211130-Caco2-QBY-1-20211130.wiff (sample 7)
Digoxin BR	<2 points	N/A	\\10.80.2.238\Analyst Data\2021-Q\Projects\000000\2021_11_30_Caco2\Data\Others-20211130-Caco2-QBY-1-20211130.wiff (sample 8)
Digoxin BR	<2 points	N/A	\\10.80.2.238\Analyst Data\2021-Q\Projects\000000\2021_11_30_Caco2\Data\Others-20211130-Caco2-QBY-1-20211130.wiff (sample 9)
Digoxin AD	<2 points	N/A	\\10.80.2.238\Analyst Data\2021-Q\Projects\000000\2021_11_30_Caco2\Data\Others-20211130-Caco2-QBY-1-20211130.wiff (sample 10)
Digoxin AD	<2 points	N/A	\\10.80.2.238\Analyst Data\2021-Q\Projects\000000\2021_11_30_Caco2\Data\Others-20211130-Caco2-QBY-1-20211130.wiff (sample 11)
Digoxin BD	<2 points	N/A	\\10.80.2.238\Analyst Data\2021-Q\Projects\000000\2021_11_30_Caco2\Data\Others-20211130-Caco2-QBY-1-20211130.wiff (sample 12)
Digoxin BD	<2 points	N/A	\\10.80.2.238\Analyst Data\2021-Q\Projects\000000\2021_11_30_Caco2\Data\Others-20211130-Caco2-QBY-1-20211130.wiff (sample 13)
Digoxin T0	<2 points	N/A	\\10.80.2.238\Analyst Data\2021-Q\Projects\000000\2021_11_30_Caco2\Data\Others-20211130-Caco2-QBY-1-20211130.wiff (sample 14)
Digoxin T0	<2 points	N/A	\\10.80.2.238\Analyst Data\2021-Q\Projects\000000\2021_11_30_Caco2\Data\Others-20211130-Caco2-QBY-1-20211130.wiff (sample 15)
Metoprolol BK1	N/A		\\10.80.2.238\Analyst Data\2021-Q\Projects\000000\2021_11_30_Caco2\Data\Others-20211130-Caco2-QBY-1-20211130.wiff (sample 19)
Metoprolol AR	<2 points		\\10.80.2.238\Analyst Data\2021-Q\Projects\000000\2021_11_30_Caco2\Data\Others-20211130-Caco2-QBY-1-20211130.wiff (sample 20)

Fig. 20 (continued)

Label	Calculated Conc.	Accuracy	Original Filename
Metoprolol AR	<2 points	N/A	\\10.80.2.238\Analyst Data\2021-Q\Projects\000000\2021_11_30_Caco2\Data\Others-20211130-Caco2-QBY-1-20211130.wiff (sample 21)
Metoprolol BK2	N/A	N/A	\\10.80.2.238\Analyst Data\2021-Q\Projects\000000\2021_11_30_Caco2\Data\Others-20211130-Caco2-QBY-1-20211130.wiff (sample 22)
Metoprolol BR	<2 points	N/A	\\10.80.2.238\Analyst Data\2021-Q\Projects\000000\2021_11_30_Caco2\Data\Others-20211130-Caco2-QBY-1-20211130.wiff (sample 23)
Metoprolol BR	<2 points	N/A	\\10.80.2.238\Analyst Data\2021-Q\Projects\000000\2021_11_30_Caco2\Data\Others-20211130-Caco2-QBY-1-20211130.wiff (sample 24)
Metoprolol AD	<2 points	N/A	\\10.80.2.238\Analyst Data\2021-Q\Projects\000000\2021_11_30_Caco2\Data\Others-20211130-Caco2-QBY-1-20211130.wiff (sample 25)
Metoprolol AD	<2 points	N/A	\\10.80.2.238\Analyst Data\2021-Q\Projects\000000\2021_11_30_Caco2\Data\Others-20211130-Caco2-QBY-1-20211130.wiff (sample 26)
Metoprolol BD	<2 points	N/A	\\10.80.2.238\Analyst Data\2021-Q\Projects\000000\2021_11_30_Caco2\Data\Others-20211130-Caco2-QBY-1-20211130.wiff (sample 27)
Metoprolol BD	<2 points	N/A	\\10.80.2.238\Analyst Data\2021-Q\Projects\000000\2021_11_30_Caco2\Data\Others-20211130-Caco2-QBY-1-20211130.wiff (sample 28)
Metoprolol T0	<2 points	N/A	\\10.80.2.238\Analyst Data\2021-Q\Projects\000000\2021_11_30_Caco2\Data\Others-20211130-Caco2-QBY-1-20211130.wiff (sample 29)
Metoprolol T0	<2 points	N/A	\\10.80.2.238\Analyst Data\2021-Q\Projects\000000\2021_11_30_Caco2\Data\Others-20211130-Caco2-QBY-1-20211130.wiff (sample 30)
Nadolol BK1	N/A	N/A	\\10.80.2.125\d\Analyst Data\2021-B\Projects\000000\2021_12_01_MDR1\Data\02-MergePlate-20211202.wiff (sample 3)
Nadolol AR	<2 points	N/A	\\10.80.2.125\d\Analyst Data\2021-B\Projects\000000\2021_12_01_MDR1\Data\02-MergePlate-20211202.wiff (sample 4)
Nadolol AR	<2 points	N/A	\\10.80.2.125\d\Analyst Data\2021-B\Projects\000000\2021_12_01_MDR1\Data\02-MergePlate-20211202.wiff (sample 5)
Nadolol BK2	N/A	N/A	\\10.80.2.125\d\Analyst Data\2021-B\Projects\000000\2021_12_01_MDR1\Data\02-MergePlate-20211202.wiff (sample 6)

Fig. 20 (continued)

Label	Calculated Conc.	Accuracy	Original Filename
Nadolol AD	<2 points	N/A	\\10.80.2.125\d\Analyst Data\2021-B\Projects\000000\2021_12_01_MDR1\Data\02-MergePlate-20211202.wiff (sample 7)
Nadolol AD	<2 points	N/A	\\10.80.2.125\d\Analyst Data\2021-B\Projects\000000\2021_12_01_MDR1\Data\02-MergePlate-20211202.wiff (sample 8)
Nadolol T0	<2 points	N/A	\\10.80.2.125\d\Analyst Data\2021-B\Projects\000000\2021_12_01_MDR1\Data\02-MergePlate-20211202.wiff (sample 9)
Nadolol T0	<2 points	N/A	\\10.80.2.125\d\Analyst Data\2021-B\Projects\000000\2021_12_01_MDR1\Data\02-MergePlate-20211202.wiff (sample 10)
NPT-2042 BK1	N/A	N/A	D:\Analyst Data\2021-Q\Projects\000000\2021_11_30_Caco2\Data\404716-2021222401-Caco2-20211130.wiff (sample 1)
NPT-2042 AR	N/A	N/A	D:\Analyst Data\2021-Q\Projects\000000\2021_11_30_Caco2\Data\404716-2021222401-Caco2-20211130.wiff (sample 2)
NPT-2042 AR	N/A	N/A	D:\Analyst Data\2021-Q\Projects\000000\2021_11_30_Caco2\Data\404716-2021222401-Caco2-20211130.wiff (sample 3)
NPT-2042 BK2	N/A	N/A	D:\Analyst Data\2021-Q\Projects\000000\2021_11_30_Caco2\Data\404716-2021222401-Caco2-20211130.wiff (sample 4)
NPT-2042 BR	<2 points	N/A	D:\Analyst Data\2021-Q\Projects\000000\2021_11_30_Caco2\Data\404716-2021222401-Caco2-20211130.wiff (sample 5)
NPT-2042 BR	<2 points	N/A	D:\Analyst Data\2021-Q\Projects\000000\2021_11_30_Caco2\Data\404716-2021222401-Caco2-20211130.wiff (sample 6)
NPT-2042 AD	<2 points	N/A	D:\Analyst Data\2021-Q\Projects\000000\2021_11_30_Caco2\Data\404716-2021222401-Caco2-20211130.wiff (sample 7)
NPT-2042 AD	<2 points	N/A	D:\Analyst Data\2021-Q\Projects\000000\2021_11_30_Caco2\Data\404716-2021222401-Caco2-20211130.wiff (sample 8)
NPT-2042 BD	<2 points	N/A	D:\Analyst Data\2021-Q\Projects\000000\2021_11_30_Caco2\Data\404716-2021222401-Caco2-20211130.wiff (sample 9)
NPT-2042 BD	<2 points	N/A	D:\Analyst Data\2021-Q\Projects\000000\2021_11_30_Caco2\Data\404716-2021222401-Caco2-20211130.wiff (sample 10)

Fig. 20 (continued)

Label	Calculated Conc.	Accuracy	Original Filename
NPT-2042 T0	<2 points	N/A	D:\Analyst Data\2021-Q\Projects\000000\2021_11_30_Caco2\Data\404716-2021222401-Caco2-20211130.wiff (sample 11)
NPT-2042 T0	<2 points		D:\Analyst Data\2021-Q\Projects\000000\2021_11_30_Caco2\Data\404716-2021222401-Caco2-20211130.wiff (sample 12)
NPT-2054 BK1	N/A	N/A	D:\Analyst Data\2021-Q\Projects\000000\2021_11_30_Caco2\Data\404716-2021222401-Caco2-20211130.wiff (sample 13)
NPT-2054 AR	<2 points	N/A	D:\Analyst Data\2021-Q\Projects\000000\2021_11_30_Caco2\Data\404716-2021222401-Caco2-20211130.wiff (sample 14)
NPT-2054 AR	<2 points	N/A	D:\Analyst Data\2021-Q\Projects\000000\2021_11_30_Caco2\Data\404716-2021222401-Caco2-20211130.wiff (sample 15)
NPT-2054 BK2	N/A	N/A	D:\Analyst Data\2021-Q\Projects\000000\2021_11_30_Caco2\Data\404716-2021222401-Caco2-20211130.wiff (sample 16)
NPT-2054 BR	<2 points	N/A	D:\Analyst Data\2021-Q\Projects\000000\2021_11_30_Caco2\Data\404716-2021222401-Caco2-20211130.wiff (sample 17)
NPT-2054 BR	<2 points	N/A	D:\Analyst Data\2021-Q\Projects\000000\2021_11_30_Caco2\Data\404716-2021222401-Caco2-20211130.wiff (sample 18)
NPT-2054 AD	<2 points	N/A	D:\Analyst Data\2021-Q\Projects\000000\2021_11_30_Caco2\Data\404716-2021222401-Caco2-20211130.wiff (sample 19)
NPT-2054 AD	<2 points	N/A	D:\Analyst Data\2021-Q\Projects\000000\2021_11_30_Caco2\Data\404716-2021222401-Caco2-20211130.wiff (sample 20)
NPT-2054 BD	<2 points	N/A	D:\Analyst Data\2021-Q\Projects\000000\2021_11_30_Caco2\Data\404716-2021222401-Caco2-20211130.wiff (sample 21)
NPT-2054 BD	<2 points	N/A	D:\Analyst Data\2021-Q\Projects\000000\2021_11_30_Caco2\Data\404716-2021222401-Caco2-20211130.wiff (sample 22)
NPT-2054 T0	<2 points	N/A	D:\Analyst Data\2021-Q\Projects\000000\2021_11_30_Caco2\Data\404716-2021222401-Caco2-20211130.wiff (sample 23)
NPT-2054 T0	<2 points	N/A	D:\Analyst Data\2021-Q\Projects\000000\2021_11_30_Caco2\Data\404716-2021222401-Caco2-20211130.wiff (sample 24)

Fig. 20 (continued)

Label	Calculated Conc.	Accuracy	Original Filename
NPT-2042 SEDDS BK1	N/A	N/A	D:\Analyst Data\2021-Q\Projects\000000\2021_11_30_Caco2\Data\404716-2021222401-Caco2-20211130.wiff (sample 25)
NPT-2042 SEDDS AR	<2 points	N/A	D:\Analyst Data\2021-Q\Projects\000000\2021_11_30_Caco2\Data\404716-2021222401-Caco2-20211130.wiff (sample 26)
NPT-2042 SEDDS AR	<2 points	N/A	D:\Analyst Data\2021-Q\Projects\000000\2021_11_30_Caco2\Data\404716-2021222401-Caco2-20211130.wiff (sample 27)
NPT-2042 SEDDS BK2	N/A	N/A	D:\Analyst Data\2021-Q\Projects\000000\2021_11_30_Caco2\Data\404716-2021222401-Caco2-20211130.wiff (sample 28)
NPT-2042 SEDDS BR	<2 points	N/A	D:\Analyst Data\2021-Q\Projects\000000\2021_11_30_Caco2\Data\404716-2021222401-Caco2-20211130.wiff (sample 29)
NPT-2042 SEDDS BR	<2 points	N/A	D:\Analyst Data\2021-Q\Projects\000000\2021_11_30_Caco2\Data\404716-2021222401-Caco2-20211130.wiff (sample 30)
NPT-2042 SEDDS AD	<2 points	N/A	D:\Analyst Data\2021-Q\Projects\000000\2021_11_30_Caco2\Data\404716-2021222401-Caco2-20211130.wiff (sample 31)
NPT-2042 SEDDS AD	<2 points	N/A	D:\Analyst Data\2021-Q\Projects\000000\2021_11_30_Caco2\Data\404716-2021222401-Caco2-20211130.wiff (sample 32)
NPT-2042 SEDDS BD	<2 points	N/A	D:\Analyst Data\2021-Q\Projects\000000\2021_11_30_Caco2\Data\404716-2021222401-Caco2-20211130.wiff (sample 33)
NPT-2042 SEDDS BD	<2 points	N/A	D:\Analyst Data\2021-Q\Projects\000000\2021_11_30_Caco2\Data\404716-2021222401-Caco2-20211130.wiff (sample 34)
NPT-2042 SEDDS T0	<2 points	N/A	D:\Analyst Data\2021-Q\Projects\000000\2021_11_30_Caco2\Data\404716-2021222401-Caco2-20211130.wiff (sample 35)
NPT-2042 SEDDS T0	<2 points	N/A	D:\Analyst Data\2021-Q\Projects\000000\2021_11_30_Caco2\Data\404716-2021222401-Caco2-20211130.wiff (sample 36)
NPT-2054 SEDDS BK1	N/A		D:\Analyst Data\2021-Q\Projects\000000\2021_11_30_Caco2\Data\404716-2021222401-Caco2-20211130.wiff (sample 37)
NPT-2054 SEDDS AR	<2 points		D:\Analyst Data\2021-Q\Projects\000000\2021_11_30_Caco2\Data\404716-2021222401-Caco2-20211130.wiff (sample 38)

Fig. 20 (continued)

Label	Calculated Conc.	Accuracy	Original Filename
NPT-2042 SEDDS AR	<2 points	N/A	D:\Analyst Data\2021-Q\Projects\000000\2021_11_30_Caco2\Data\404716-2021222401-Caco2-20211130.wiff (sample 39)
NPT-2042 SEDDS BK2	N/A	N/A	D:\Analyst Data\2021-Q\Projects\000000\2021_11_30_Caco2\Data\404716-2021222401-Caco2-20211130.wiff (sample 40)
NPT-2042 SEDDS BR	<2 points	N/A	D:\Analyst Data\2021-Q\Projects\000000\2021_11_30_Caco2\Data\404716-2021222401-Caco2-20211130.wiff (sample 41)
NPT-2042 SEDDS BR	<2 points	N/A	D:\Analyst Data\2021-Q\Projects\000000\2021_11_30_Caco2\Data\404716-2021222401-Caco2-20211130.wiff (sample 42)
NPT-2042 SEDDS AD	<2 points	N/A	D:\Analyst Data\2021-Q\Projects\000000\2021_11_30_Caco2\Data\404716-2021222401-Caco2-20211130.wiff (sample 43)
NPT-2042 SEDDS AD	<2 points	N/A	D:\Analyst Data\2021-Q\Projects\000000\2021_11_30_Caco2\Data\404716-2021222401-Caco2-20211130.wiff (sample 44)
NPT-2042 SEDDS BD	<2 points	N/A	D:\Analyst Data\2021-Q\Projects\000000\2021_11_30_Caco2\Data\404716-2021222401-Caco2-20211130.wiff (sample 45)
NPT-2042 SEDDS BD	<2 points	N/A	D:\Analyst Data\2021-Q\Projects\000000\2021_11_30_Caco2\Data\404716-2021222401-Caco2-20211130.wiff (sample 46)
NPT-2042 SEDDS T0	<2 points	N/A	D:\Analyst Data\2021-Q\Projects\000000\2021_11_30_Caco2\Data\404716-2021222401-Caco2-20211130.wiff (sample 47)
NPT-2042 SEDDS T0	<2 points	N/A	D:\Analyst Data\2021-Q\Projects\000000\2021_11_30_Caco2\Data\404716-2021222401-Caco2-20211130.wiff (sample 48)

Fig. 20 (continued)

Label	Peak Comment	COMPOUNDID	CONC	CYP	GROUPID	MATRIX	REPLICATE	SUBSTRATE	Peak Comment
Digoxin BK1		Digoxin					1		
Digoxin AR		Digoxin					1		
Digoxin AR		Digoxin					2		
Digoxin BK2		Digoxin					2		
Digoxin BR		Digoxin					1		
Digoxin BR		Digoxin					2		
Digoxin AD		Digoxin					1		
Digoxin AD		Digoxin					2		
Digoxin BD		Digoxin					1		
Digoxin BD		Digoxin					2		
Digoxin T0		Digoxin					1		
Digoxin T0		Digoxin					2		
Metoprolol BK1		Metoprolol					1		
Metoprolol AR		Metoprolol					1		
Metoprolol AR		Metoprolol					2		
Metoprolol BK2		Metoprolol					2		
Metoprolol BR		Metoprolol					1		
Metoprolol BR		Metoprolol					2		

Fig. 20 (continued)

Label	Peak Comment	COMPOUNDID	CONC	CYP	GROUPID	MATRIX	REPLICATE	SUBSTRATE	Peak Comment
Metoprolol AD		Metoprolol					1		
Metoprolol AD		Metoprolol					2		
Metoprolol BD		Metoprolol					1		
Metoprolol BD		Metoprolol					2		
Metoprolol T0		Metoprolol					1		
Metoprolol T0		Metoprolol					2		
Nadolol BK1		Nadolol							
Nadolol AR		Nadolol							
Nadolol AR		Nadolol							
Nadolol BK2		Nadolol							
Nadolol AD		Nadolol							
Nadolol AD		Nadolol							
Nadolol T0		Nadolol							
Nadolol T0		Nadolol							

Fig. 20 (continued)

Label	Peak Comment	COMPOUNDID	CONC	CYP	GROUPID	MATRIX	REPLICATE	SUBSTRATE	Peak Comment
NPT-2042 BK1		NPT-2042					1		
NPT-2042 AR		NPT-2042					1		
NPT-2042 AR		NPT-2042					2		
NPT-2042 BK2		NPT-2042					2		
NPT-2042 BR		NPT-2042					1		
NPT-2042 BR		NPT-2042					2		
NPT-2042 AD		NPT-2042					1		
NPT-2042 AD		NPT-2042					2		
NPT-2042 BD		NPT-2042					1		
NPT-2042 BD		NPT-2042					2		
NPT-2042 T0		NPT-2042					1		
NPT-2042 T0		NPT-2042					2		
NPT-2054 BK1		NPT-2054					1		
NPT-2054 AR		NPT-2054					1		
NPT-2054 AR		NPT-2054					2		
NPT-2054 BK2		NPT-2054					2		
NPT-2054 BR		NPT-2054					1		
NPT-2054 BR		NPT-2054					2		

Fig. 20 (continued)

Label	Peak Comment	COMPOUNDID	CONC	CYP	GROUPID	MATRIX	REPLICATE	SUBSTRATE	Peak Comment
NPT-2054 AD		NPT-2054					1		
NPT-2054 AD		NPT-2054					2		
NPT-2054 BD		NPT-2054					1		
NPT-2054 BD		NPT-2054					2		
NPT-2054 T0		NPT-2054					1		
NPT-2054 T0		NPT-2054					2		
NPT-2042 SEDDS BK1		NPT-2042 SEDDS					1		
NPT-2042 SEDDS AR		NPT-2042 SEDDS					1		
NPT-2042 SEDDS AR		NPT-2042 SEDDS					2		
NPT-2042 SEDDS BK2		NPT-2042 SEDDS					2		
NPT-2042 SEDDS BR		NPT-2042 SEDDS					1		
NPT-2042 SEDDS BR		NPT-2042 SEDDS					2		
NPT-2042 SEDDS AD		NPT-2042 SEDDS					1		
NPT-2042 SEDDS AD		NPT-2042 SEDDS					2		
NPT-2042 SEDDS BD		NPT-2042 SEDDS					1		
NPT-2042 SEDDS BD		NPT-2042 SEDDS					2		
NPT-2042 SEDDS T0		NPT-2042 SEDDS					1		
NPT-2042 SEDDS T0		NPT-2042 SEDDS					2		

Fig. 20 (continued)

Label	Peak Comment	COMPOUNDID	CONC	CYP	GROUPID	MATRIX	REPLICATE	SUBSTRATE	Peak Comment
NPT-2054 SEDDS BK1		NPT-2054 SEDDS					1		
NPT-2054 SEDDS AR		NPT-2054 SEDDS					1		
NPT-2054 SEDDS AR		NPT-2054 SEDDS					2		
NPT-2054 SEDDS BK2		NPT-2054 SEDDS					2		
NPT-2054 SEDDS BR		NPT-2054 SEDDS					1		
NPT-2054 SEDDS BR		NPT-2054 SEDDS					2		
NPT-2054 SEDDS AD		NPT-2054 SEDDS					1		
NPT-2054 SEDDS AD		NPT-2054 SEDDS					2		
NPT-2054 SEDDS BD		NPT-2054 SEDDS					1		
NPT-2054 SEDDS BD		NPT-2054 SEDDS					2		
NPT-2054 SEDDS T0		NPT-2054 SEDDS					1		
NPT-2054 SEDDS T0		NPT-2054 SEDDS					2		

Fig. 20 (continued)

Lucifer Yellow Rejection Assay for Monolayer Integrity Test

In all apical wells, incubated lucifer yellow (LY, the final conc.: 100 μM) for 30 min after transport assay.

$$\%LuciferYellow = \frac{V_{Basolateral} \times RFU_{Basolateral}}{V_{Apical} \times RFU_{Apical} + V_{Basolateral} \times RFU_{Basolateral}} \times 100$$

where RFU_{Apical} and $RFU_{Basolateral}$ are the relative fluorescence unit values of lucifer yellow in the apical and basolateral wells, respectively; V_{Apical} and $V_{Basolateral}$ are the volume of apical and basolateral wells (0.075 mL and 0.25 mL), respectively.
Acceptable Criteria: %Lucifer Yellow ≤ 1.0

Compound Arrangement on Transwell-96 plate

Cell plate 1		LY in apical well, HBSS in basolateral well											
	A												
A-B	B												
B-A	C												
	D												
	E			NPT-2042	NPT-2042								
	F			NPT-2054	NPT-2054								
	G			NPT-2042 SEDDS	NPT-2042 SEDDS								
	H			NPT-2054 SEDDS	NPT-2054 SEDDS			Digoxin	Digoxin	Metopro-lol	Metopro-lol	Nadolol	Nadolol

Fig. 21

%Lucifer Yellow

	1	2	3	4	5	6	7	8	9	10	11	12
A												
B												
C												
D												
E			<0.0*	<0.0*								
F			<0.0*	**0.0**								
G			<0.0*	**0.0**								
H			<0.0*	<0.0*			**0.0**	**0.0**	<0.0*	**0.0**	<0.0*	**0.0**

Note *The RFU values in these receiver wells were less than that in blank well, so <0.0 was presented as the %Lucifer Yellow values of these test wells instead.

Raw Data

Donor solution
Transporter Buffer 60 µL
Sample 20 µL
Dilution Factor

Origin Read

	1	2	3	4	5	6	7	8	9	10	11	12
A												
B												
C												
D												
E			28287	27763								
F			27418	27722								
G			24757	26202								
H			27286	2551			26357	27782	26943	25095	25487	27162

Fig. 21 (continued)

(Origin read-Blank)x Dilution Factor

	1	2	3	4	5	6	7	8	9	10	11	12
A												
B												
C												
D												
E			113147	111051								
F			109671	110887								
G			99027	104807								
H			109143	102323			105427	111127	107771	100379	101947	108647

Basolateral (Acceptor Well)
Transporter Buffer 0 µL
Sample 80 µL
Dilution Factor

Open Read

	1	2	3	4	5	6	7	8	9	10	11	12
A												
B												
C												
D												
E			0	0								
F			0	2								
G			0	5								
H			0	0			6	5	0	6	0	8

Fig. 21 (continued)

(Origin read-Blank)x Dilution Factor

	1	2	3	4	5	6	7	8	9	10	11	12
A												
B												
C												
D												
E			(0)	(0)								
F			(0)	2								
G			(0)	5								
H			(0)	(0)			6	5	(0)	6	(0)	8

Blank

0	0	1

Cell plate 2

	LY in apical well, HBSS in basolateral well											
A												
B												
C												
D												
E			NPT-2042	NPT-2042								
F			NPT-2054	NPT-2054								
G			NPT-2042 SEDDS	NPT-2042 SEDDS								
H			NPT-2054 SEDDS	NPT-2054 SEDDS			Digoxin	Digoxin				

Fig. 21 (continued)

%Lucifer Yellow

	1	2	3	4	5	6	7	8	9	10	11	12
A												
B												
C												
D												
E			0.0	0.0								
F			0.0	0.0								
G			0.0	<0.0*								
H			<0.0*	<0.0*			<0.0*	<0.0*				

Note: *The RFU values in these receiver wells were less than that in blank well, so <0.0 was presented as the %Lucifer Yellow values of these test wells instead.

Raw Data

Donor solution

Transporter Buffer	**60**	**µL**
Sample	**20**	**µL**
Dilution Factor	**4**	

Open Read

	1	2	3	4	5	6	7	8	9	10	11	12
A												
B												
C												
D												
E			28845	27450								
F			29099	27007								
G			27107	27545								
H			28086	26781			26887	26888				

Fig. 21 (continued)

(Origin read-Blank)x Dilution Factor

	1	2	3	4	5	6	7	8	9	10	11	12
A												
B												
C												
D												
E			115379	109799								
F			116395	108027								
G			108427	110179								
H			112343	107123			107547	107551				

Basolateral (Acceptor Well)
Transporter Buffer 0 µL
Sample 80 µL
Dilution Factor 1

Open Read

	1	2	3	4	5	6	7	8	9	10	11	12
A												
B												
C												
D												
E			0	6								
F			5	15								
G			5	0								
H			0	0			0	0				

Fig. 21 (continued)

(Origin read-Blank)x Dilution Factor

	1	2	3	4	5	6	7	8	9	10	11	12
A												
B												
C												
D												
E			2	6								
F			5	15								
G			5	(0)								
H			(0)	(0)			(0)	(0)				

Fig. 21 (continued)

Calculation

Assay Date:	Dec.17, 2021	Volume of Apical Well (mL)	0.075
Seeding Date	Nov.24,2021	Volume of Basolaterial Well (mL)	0.25
Culture Time:	24 days	Area of Transport (cm^2)	0.0804
Plate:	PET-96, 1μm	Incubation Time (hour)	2.00
Passage No.:	44		

Serial Number	Compound ID	Sample Name	Dilution Factor	Analyte Peak Area (counts)	IS Peak Area (counts)	Peak Area Ratio	P_{app} (10^{-6} cm/s)	Mean P_{app} (10^{-6} cm/s)	Efflux Ratio	%Solution Recovery	Mean %Solution Recovery	Note
PC1	Nadolol	Nadolol A>B receiver	1	4.31E+01	3.92E+04	1.10E-03	0.0320	**0.0518**		102.6	**98.5**	
		Nadolol A>B receiver	1	9.91E+01	3.95E+04	2.51E-03	0.0715			94.4		
		Nadolol A>B donor	3	1.97E+05	3.88E+04	1.52E+01						
		Nadolol A>B donor	3	2.05E+05	4.31E+04	1.43E+01						
		Nadolol T0	3	2.03E+05	4.11E+04	1.48E+01						
		Nadolol T0	3	2.07E+05	4.09E+04	1.51E+01						
PC2	Metoprolol	Metoprolol A>B receiver	1	9.85E+03	3.01E+04	3.27E-01	15.4	**15.5**		90.5	**95.7**	
		Metoprolol A>B receiver	1	1.34E+04	4.39E+04	3.05E-01	15.6			100.9		
		Metoprolol A>B donor	3	1.21E+05	5.07E+04	7.19E+00						
		Metoprolol A>B donor	3	1.24E+05	4.95E+04	7.52E+00						
		Metoprolol T0	3	1.54E+05	4.94E+04	9.14E+00						
		Metoprolol T0	3	1.46E+05	5.16E+04	8.46E+00						
PC3	Digoxin	Digoxin A>B receiver	1	2.37E+02	4.57E+05	5.20E-04	0.0147	**0.0154**	**800**	99.1	**97.4**	
		Digoxin A>B receiver	1	2.87E+02	4.86E+05	5.91E-04	0.0161			95.7		
		Digoxin B>A receiver	3	2.43E+05	4.96E+05	1.47E+04	12.4	**12.3**		107.3	**103.4**	
		Digoxin B>A receiver	3	2.57E+05	5.16E+05	1.49E+00	12.2			99.5		
		Digoxin A>B donor	3	2.59E+06	5.12E+05	1.52E+00						
		Digoxin A>B donor	3	2.53E+06	5.00E+05	1.52E+01						
		Digoxin B>A donor	3	2.64E+06	4.95E+05	1.60E+01						
		Digoxin B>A donor	3	2.66E+06	5.20E+05	1.53E+01						
		Digoxin T0	3	2.59E+06	5.07E+05	1.53E+01						
		Digoxin T0	3	2.70E+06	5.12E+05	1.58E+01						

Fig. 22A

Calculation

Assay Date:	Dec.17, 2021	Volume of Apical Well (mL)	0.075
Seeding Date	Nov.24,2021	Volume of Basolaterial Well (mL)	0.25
Culture Time:	24 days	Area of Transport (cm^2)	0.0804
Plate:	PET-96, 1μm	Incubation Time (hour)	2.00
Passage No.:	44		

Serial Number	Compound ID	Sample Name	Dilution Factor	Analyte Peak Area (counts)	IS Peak Area (counts)	Peak Area Ratio	P_{app} (10^{-6} cm/s)	Mean P_{app} (10^{-6} cm/s)	Efflux Ratio	%Solution Recovery	Mean %Solution Recovery	Note
CPD1	NPT-2066	NPT-2066 A>B receiver	1	1.14E+02	4.13E+05	2.75E-04	1.07	**1.33**	**31.6**	74.8	**77.4**	
		NPT-2066 A>B receiver	1	1.60E+02	5.59E+05	2.86E-04	1.59			79.9		
		NPT-2066 B>A receiver	3	6.83E+03	5.41E+05	3.79E-02	44.2	**42.0**		88.1	**88.5**	
		NPT-2066 B>A receiver	3	4.46E+03	5.62E+05	2.38E-02	39.8			89.0		
		NPT-2066 A>B donor	3	1.43E+04	5.24E+05	8.21E-02						
		NPT-2066 A>B donor	3	1.11E+04	5.46E+05	6.10E-02						
		NPT-2066 B>A donor	3	1.50E+04	5.21E+05	8.64E-02						
		NPT-2066 B>A donor	3	1.12E+04	5.43E+05	6.19E-02						
		NPT-2066 T0	3	1.94E+04	5.26E+05	1.11E-02						
		NPT-2066 T0	3	1.39E+04	5.36E+05	7.76E-02						
CPD2	NPT-2066 SEDDS	NPT-2066 SEDDS A>B receiver	1	4.66E+03	1.97E+05	2.37E-02	1.59	**1.48**	**21.6**	85.5	**79.3**	
		NPT-2066 SEDDS A>B receiver	1	4.25E+03	2.01E+05	2.12E-02	1.37			73.1		
		NPT-2066 SEDDS B>A receiver	3	1.03E+05	1.98E+05	1.65E+00	31.4	**32.0**		94.3	**90.2**	
		NPT-2066 SEDDS B>A receiver	3	1.05E+05	1.88E+05	1.67E+00	32.6			86.0		
		NPT-2066 SEDDS A>B donor	3	3.17E+05	1.75E+05	5.44E+00						
		NPT-2066 SEDDS A>B donor	3	2.86E+05	1.79E+05	4.79E+00						
		NPT-2066 SEDDS B>A donor	3	3.60E+05	1.92E+05	5.62E+00						
		NPT-2066 SEDDS B>A donor	3	3.13E+05	1.80E+05	5.22E+00						
		NPT-2066 SEDDS T0	3	3.94E+05	1.83E+05	6.45E+00						
		NPT-2066 SEDDS T0	3	3.86E+05	1.74E+05	6.65E+00						

Fig. 22A (continued)

Label	Sample Name	Sample Type	Sample ID	Sample Comment	Rack Number	Vial Number	Component Name	Dilution Factor	Area	Height
Metoprolol BK1	Metoprolol_BK1	Unknown	BK1	0	13	353	Metoprolol (268.3 / 116.1)	1	N/A	N/A
Metoprolol AR	Metoprolol_AR	Unknown	AR	0	13	354	Metoprolol (268.3 / 116.1)	1	9849.059856	8635.469773
Metoprolol AR	Metoprolol_AR	Unknown	AR	0	13	356	Metoprolol (268.3 / 116.1)	1	13379.82449	12089.46886
Metoprolol BK2	Metoprolol_BK2	Unknown	BK2	0	13	355	Metoprolol (268.3 / 116.1)	1	N/A	N/A
Metoprolol BR	Metoprolol_BR	Unknown	BR	0	13	377	Metoprolol (268.3 / 116.1)	1	19651.84197	17308.82523
Metoprolol BR	Metoprolol_BR	Unknown	BR	0	13	379	Metoprolol (268.3 / 116.1)	1	24011.2986	21816.56236
Metoprolol AD	Metoprolol_AD	Unknown	AD	0	14	354	Metoprolol (268.3 / 116.1)	1	121482.4453	107934.3042
Metoprolol AD	Metoprolol_AD	Unknown	AD	0	14	356	Metoprolol (268.3 / 116.1)	1	124001.4773	109912.623
Metoprolol BD	Metoprolol_BD	Unknown	BD	0	14	377	Metoprolol (268.3 / 116.1)	1	149620.2718	130499.8424
Metoprolol BD	Metoprolol_BD	Unknown	BD	0	14	379	Metoprolol (268.3 / 116.1)	1	150030.7078	133855.1774
Metoprolol T0	Metoprolol_T0	Unknown	T0	0	14	378	Metoprolol (268.3 / 116.1)	1	150575.4857	135050.8637
Metoprolol T0	Metoprolol_T0	Unknown	T0	0	14	380	Metoprolol (268.3 / 116.1)	1	145539.6895	126995.4037

Fig. 22B

Label	Sample Name	Sample Type	Sample ID	Sample Comment	Rack Number	Vial Number	Component Name	Dilution Factor	Area	Height
Nadolol BK1	Nadolol_BK1	Unknown	BK1	0	13	357	Nadolol (310.3 / 254.0)	1	N/A	N/A
Nadolol AR	Nadolol_AR	Unknown	AR	0	13	358	Nadolol (310.3 / 254.0)	1	43.13587342	54.07384137
Nadolol AR	Nadolol_AR	Unknown	AR	0	13	360	Nadolol (310.3 / 254.0)	1	99.10502344	90.82922749
Nadolol BK2	Nadolol_BK2	Unknown	BK2	0	13	359	Nadolol (310.3 / 254.0)	1	N/A	N/A
Nadolol BR	Nadolol_BR	Unknown	BR	0	13	381	Nadolol (310.3 / 254.0)	1	1229.552527	1218.257888
Nadolol BR	Nadolol_BR	Unknown	BR	0	13	383	Nadolol (310.3 / 254.0)	1	1329.928169	1289.631136
Nadolol AD	Nadolol_AD	Unknown	AD	0	14	358	Nadolol (310.3 / 254.0)	1	197013.6619	195246.5651
Nadolol AD	Nadolol_AD	Unknown	AD	0	14	360	Nadolol (310.3 / 254.0)	1	205332.3294	202919.7877
Nadolol BD	Nadolol_BD	Unknown	BD	0	14	381	Nadolol (310.3 / 254.0)	1	218047.6029	206448.261
Nadolol BD	Nadolol_BD	Unknown	BD	0	14	383	Nadolol (310.3 / 254.0)	1	221534.6832	219879.3588
Nadolol T0	Nadolol_T0	Unknown	T0	0	14	382	Nadolol (310.3 / 254.0)	1	203482.7121	189992.7333
Nadolol T0	Nadolol_T0	Unknown	T0	0	14	384	Nadolol (310.3 / 254.0)	1	206528.354	199569.853

Fig. 22B (continued)

Label	Sample Name	Sample Type	Sample ID	Sample Comment	Rack Number	Vial Number	Component Name	Dilution Factor	Area	Height
Digoxin BK1	Digoxin_BK1	Unknown	BK1		4	1	Digoxin (825.6 / 779.6)	1	N/A	N/A
Digoxin AR	Digoxin_AR	Unknown	AR		4	3	Digoxin (825.6 / 779.6)	1	237.4096695	229.4478823
Digoxin AR	Digoxin_AR	Unknown	AR		4	4	Digoxin (825.6 / 779.6)	1	287.2568077	233.557841
Digoxin BK2	Digoxin_BK2	Unknown	BK2		4	2	Digoxin (825.6 / 779.6)	1	N/A	N/A
Digoxin BR	Digoxin_BR	Unknown	BR		4	5	Digoxin (825.6 / 779.6)	1	242695.8705	181648.5595
Digoxin BR	Digoxin_BR	Unknown	BR		4	6	Digoxin (825.6 / 779.6)	1	256671.3378	194103.8761
Digoxin AD	Digoxin_AD	Unknown	AD		4	7	Digoxin (825.6 / 779.6)	1	2586358.894	1820807.342
Digoxin AD	Digoxin_AD	Unknown	AD		4	8	Digoxin (825.6 / 779.6)	1	2529546.465	1794166.199
Digoxin BD	Digoxin_BD	Unknown	BD		4	9	Digoxin (825.6 / 779.6)	1	2635807.736	1870910.583
Digoxin BD	Digoxin_BD	Unknown	BD		4	10	Digoxin (825.6 / 779.6)	1	2655772.672	1890431.134
Digoxin T0	Digoxin_T0	Unknown	T0		4	11	Digoxin (825.6 / 779.6)	1	2587803.659	1825053.626
Digoxin T0	Digoxin_T0	Unknown	T0		4	12	Digoxin (825.6 / 779.6)	1	2703521.897	1937420.535

Fig. 22B (continued)

Label	Sample Name	Sample Type	Sample ID	Sample Comment	Rack Number	Vial Number	Component Name	Dilution Factor	Area	Height
NPT 2066 SEDDS BK1	NPT 2066 SEDDS_BK1	Unknown	BK1	0	13	209	NPT 2066 SEDDS_1 (420.1 / 265.9)	1	N/A	N/A
NPT 2066 SEDDS AR	NPT 2066 SEDDS_AR	Unknown	AR	0	13	210	NPT 2066 SEDDS_1 (420.1 / 265.9)	1	4662.970124	4537.454993
NPT 2066 SEDDS AR	NPT 2066 SEDDS_AR	Unknown	AR	0	13	212	NPT 2066 SEDDS_1 (420.1 / 265.9)	1	4252.499275	4351.272663
NPT 2066 SEDDS BK2	NPT 2066 SEDDS_BK2	Unknown	BK2	0	13	211	NPT 2066 SEDDS_1 (420.1 / 265.9)	1	N/A	N/A
NPT 2066 SEDDS BR	NPT 2066 SEDDS_BR	Unknown	BR	0	13	233	NPT 2066 SEDDS_1 (420.1 / 265.9)	1	103279.9631	100605.0431
NPT 2066 SEDDS BR	NPT 2066 SEDDS_BR	Unknown	BR	0	13	235	NPT 2066 SEDDS_1 (420.1 / 265.9)	1	104677.8736	99914.4429
NPT 2066 SEDDS AD	NPT 2066 SEDDS_AD	Unknown	AD	0	14	210	NPT 2066 SEDDS_1 (420.1 / 265.9)	1	316779.7226	313140.6627
NPT 2066 SEDDS AD	NPT 2066 SEDDS_AD	Unknown	AD	0	14	212	NPT 2066 SEDDS_1 (420.1 / 265.9)	1	286310.4995	270028.9918
NPT 2066 SEDDS BD	NPT 2066 SEDDS_BD	Unknown	BD	0	14	233	NPT 2066 SEDDS_1 (420.1 / 265.9)	1	360260.593	347182.8319
NPT 2066 SEDDS BD	NPT 2066 SEDDS_BD	Unknown	BD	0	14	235	NPT 2066 SEDDS_1 (420.1 / 265.9)	1	312836.6358	307847.0004
NPT 2066 SEDDS T0	NPT 2066 SEDDS_T0	Unknown	T0	0	14	234	NPT 2066 SEDDS_1 (420.1 / 265.9)	1	393517.085	383758.3383
NPT 2066 SEDDS T0	NPT 2066 SEDDS_T0	Unknown	T0	0	14	236	NPT 2066 SEDDS_1 (420.1 / 265.9)	1	386088.6513	368279.027

Fig. 22B (continued)

Label	Sample Name	Sample Type	Sample ID	Sample Comment	Rack Number	Vial Number	Component Name	Dilution Factor	Area	Height
NPT 2066 BK1	NPT 2066__BK1	Unknown	BK1		9	45	NPT 2066_2 (420.1 / 266.0)	1	N/A	N/A
NPT 2066 AR	NPT 2066__AR	Unknown	AR		10	45	NPT 2066_2 (420.1 / 266.0)	1	113.5225568	122.2265812
NPT 2066 AR	NPT 2066__AR	Unknown	AR		10	46	NPT 2066_2 (420.1 / 266.0)	1	159.7462486	176.9276658
NPT 2066 BK2	NPT 2066__BK2	Unknown	BK2		9	46	NPT 2066_2 (420.1 / 266.0)	1	N/A	N/A
NPT 2066 BR	NPT 2066__BR	Unknown	BR		3	45	NPT 2066_2 (420.1 / 266.0)	1	6834.097557	6978.775075
NPT 2066 BR	NPT 2066__BR	Unknown	BR		3	46	NPT 2066_2 (420.1 / 266.0)	1	4464.657199	4286.651639
NPT 2066 AD	NPT 2066__AD	Unknown	AD		6	45	NPT 2066_2 (420.1 / 266.0)	1	14336.55636	13410.9491
NPT 2066 AD	NPT 2066__AD	Unknown	AD		6	46	NPT 2066_2 (420.1 / 266.0)	1	11109.20111	11081.98602
NPT 2066 BD	NPT 2066__BD	Unknown	BD		7	45	NPT 2066_2 (420.1 / 266.0)	1	14992.8169	14560.99892
NPT 2066 BD	NPT 2066__BD	Unknown	BD		7	46	NPT 2066_2 (420.1 / 266.0)	1	11204.63025	11385.16562
NPT 2066 T0	NPT 2066__T0	Unknown	T0		8	45	NPT 2066_2 (420.1 / 266.0)	1	19420.98461	18992.75742
NPT 2066 T0	NPT 2066__T0	Unknown	T0		8	46	NPT 2066_2 (420.1 / 266.0)	1	13869.27945	13586.69915

Fig. 22B (continued)

Label	Retention Time	Actual Concentration	IS Name	IS Area	IS Height	IS Retention Time	Area Ratio	Modified	Used	Calculated Concentration	Accuracy
Metoprolol BK1	N/A	N/A	Tolbutamide (271.1 / 155.3)	50035.99001	46390.62681	0.666623854	N/A	FALSE	TRUE	N/A	N/A
Metoprolol AR	0.522351518	N/A	Tolbutamide (271.1 / 155.3)	30131.82435	28167.82647	0.675467374	0.3268657	FALSE	TRUE	<2 points	N/A
Metoprolol AR	0.522122973	N/A	Tolbutamide (271.1 / 155.3)	43888.95604	40655.3587	0.675068133	0.304856294	FALSE	TRUE	<2 points	N/A
Metoprolol BK2	N/A	N/A	Tolbutamide (271.1 / 155.3)	45744.67211	41469.80695	0.667572081	N/A	FALSE	TRUE	N/A	N/A
Metoprolol BR	0.525141991	N/A	Tolbutamide (271.1 / 155.3)	38422.44504	36809.40431	0.676019735	0.511467762	FALSE	TRUE	<2 points	N/A
Metoprolol BR	0.519113426	N/A	Tolbutamide (271.1 / 155.3)	50381.30548	45754.0843	0.671168713	0.476591433	FALSE	TRUE	<2 points	N/A
Metoprolol AD	0.516108855	N/A	Tolbutamide (271.1 / 155.3)	50716.72733	46668.78172	0.666672213	2.395313178	FALSE	TRUE	<2 points	N/A
Metoprolol AD	0.516978823	N/A	Tolbutamide (271.1 / 155.3)	49478.38477	44259.41753	0.66974995	2.506174725	FALSE	TRUE	<2 points	N/A
Metoprolol BD	0.517476105	N/A	Tolbutamide (271.1 / 155.3)	50017.96253	45737.91788	0.671651458	2.991330799	FALSE	TRUE	<2 points	N/A
Metoprolol BD	0.514170718	N/A	Tolbutamide (271.1 / 155.3)	51362.08379	46339.15003	0.6697949	2.921040128	FALSE	TRUE	<2 points	N/A
Metoprolol T0	0.516045222	N/A	Tolbutamide (271.1 / 155.3)	49400.48809	45344.6186	0.66909727	3.048056638	FALSE	TRUE	<2 points	N/A
Metoprolol T0	0.516356914	N/A	Tolbutamide (271.1 / 155.3)	51601.47092	46042.11664	0.669693919	2.820456218	FALSE	TRUE	<2 points	N/A

Fig. 22B (continued)

Label	Retention Time	Actual Concentration	IS Name	IS Area	IS Height	IS Retention Time	Area Ratio	Modified	Used	Calculated Concentration	Accuracy
Nadolol BK1	N/A	N/A	Tolbutamide (271.1 / 155.3)	39750.6299	38810.41679	0.647674778	N/A	FALSE	TRUE	N/A	N/A
Nadolol AR	0.497125833	N/A	Tolbutamide (271.1 / 155.3)	39220.37638	37451.48653	0.645072943	0.001099833	FALSE	TRUE	<2 points	N/A
Nadolol AR	0.505774189	N/A	Tolbutamide (271.1 / 155.3)	39522.65998	39276.34673	0.65020641	0.002507549	FALSE	TRUE	<2 points	N/A
Nadolol BK2	N/A	N/A	Tolbutamide (271.1 / 155.3)	41130.27949	38864.65155	0.648258671	N/A	FALSE	TRUE	N/A	N/A
Nadolol BR	0.507655189	N/A	Tolbutamide (271.1 / 155.3)	37201.50282	35656.76585	0.65227883	0.033051152	FALSE	TRUE	<2 points	N/A
Nadolol BR	0.496312284	N/A	Tolbutamide (271.1 / 155.3)	37858.5388	37701.10113	0.643301986	0.035128883	FALSE	TRUE	<2 points	N/A
Nadolol AD	0.49741895	N/A	Tolbutamide (271.1 / 155.3)	38818.0892	36334.95744	0.645604231	5.075305508	FALSE	TRUE	<2 points	N/A
Nadolol AD	0.496995508	N/A	Tolbutamide (271.1 / 155.3)	43121.57307	42842.88152	0.645953653	4.761707766	FALSE	TRUE	<2 points	N/A
Nadolol BD	0.499416544	N/A	Tolbutamide (271.1 / 155.3)	41760.18117	38780.6517	0.648569628	5.221423775	FALSE	TRUE	<2 points	N/A
Nadolol BD	0.497633293	N/A	Tolbutamide (271.1 / 155.3)	42525.71433	41988.55562	0.64604888	5.209428851	FALSE	TRUE	<2 points	N/A
Nadolol T0	0.495325522	N/A	Tolbutamide (271.1 / 155.3)	41142.24262	40245.45868	0.642150798	4.945834236	FALSE	TRUE	<2 points	N/A
Nadolol T0	0.501155283	N/A	Tolbutamide (271.1 / 155.3)	40918.34129	38961.05854	0.64802973	5.047329571	FALSE	TRUE	<2 points	N/A

54/76

Fig. 22B (continued)

Label	Retention Time	Actual Concentration	IS Name	IS Area	IS Height	IS Retention Time	Area Ratio	Modified	Used	Calculated Concentration	Accuracy
Digoxin BK1	N/A	N/A	Tolbutamide (269.1 / 170.0)	491567.8329	423598.0634	1.017251172	N/A	FALSE	TRUE	N/A	N/A
Digoxin AR	0.821524647	N/A	Tolbutamide (269.1 / 170.0)	456816.0905	389202.4451	1.017112978	0.000519705	FALSE	TRUE	<2 points	N/A
Digoxin AR	0.828292341	N/A	Tolbutamide (269.1 / 170.0)	486087.4993	407623.5021	1.019317065	0.000590957	FALSE	TRUE	<2 points	N/A
Digoxin BK2	N/A	N/A	Tolbutamide (269.1 / 170.0)	529217.3926	472679.9228	1.016695313	N/A	FALSE	TRUE	N/A	N/A
Digoxin BR	0.825728284	N/A	Tolbutamide (269.1 / 170.0)	496443.9058	425170.4308	1.019365183	0.488868667	FALSE	TRUE	<2 points	N/A
Digoxin BR	0.820064715	N/A	Tolbutamide (269.1 / 170.0)	515500.2136	444429.5648	1.013499914	0.497907335	FALSE	TRUE	<2 points	N/A
Digoxin AD	0.826124299	N/A	Tolbutamide (269.1 / 170.0)	511630.939	442468.9289	1.018707029	5.055126062	FALSE	TRUE	<2 points	N/A
Digoxin AD	0.821903878	N/A	Tolbutamide (269.1 / 170.0)	500494.0298	417935.3905	1.014881651	5.05409918	FALSE	TRUE	<2 points	N/A
Digoxin BD	0.824409703	N/A	Tolbutamide (269.1 / 170.0)	494573.7544	415898.7968	1.017291064	5.329453317	FALSE	TRUE	<2 points	N/A
Digoxin BD	0.824172096	N/A	Tolbutamide (269.1 / 170.0)	520241.9286	444078.6145	1.016512029	5.104880106	FALSE	TRUE	<2 points	N/A
Digoxin T0	0.822962638	N/A	Tolbutamide (269.1 / 170.0)	507243.6827	439815.48	1.015609365	5.101697167	FALSE	TRUE	<2 points	N/A
Digoxin T0	0.829675244	N/A	Tolbutamide (269.1 / 170.0)	511809.4767	452111.4878	1.020384428	5.282281827	FALSE	TRUE	<2 points	N/A

Fig. 22B (continued)

Label	Retention Time	Actual Concentration	IS Name	IS Area	IS Height	IS Retention Time	Area Ratio	Modified	Used	Calculated Concentration	Accuracy
NPT 2066 SEDDS BK1	N/A	N/A	Tolbutamide (271.1 / 155.3)	196571.7119	201980.9627	0.63387767	N/A	FALSE	TRUE	N/A	N/A
NPT 2066 SEDDS AR	0.68916146	N/A	Tolbutamide (271.1 / 155.3)	196902.7077	201970.1067	0.638137818	0.023681595	FALSE	TRUE	<2 points	N/A
NPT 2066 SEDDS AR	0.683855959	N/A	Tolbutamide (271.1 / 155.3)	200989.3294	198264.4109	0.632403942	0.021157836	FALSE	TRUE	<2 points	N/A
NPT 2066 SEDDS BK2	N/A	N/A	Tolbutamide (271.1 / 155.3)	180981.2715	183832.7873	0.630754235	N/A	FALSE	TRUE	N/A	N/A
NPT 2066 SEDDS BR	0.695073346	N/A	Tolbutamide (271.1 / 155.3)	198062.9334	200520.5608	0.6437443	0.521450235	FALSE	TRUE	<2 points	N/A
NPT 2066 SEDDS BR	0.684633574	N/A	Tolbutamide (271.1 / 155.3)	187984.2067	188968.8064	0.63372531	0.556843979	FALSE	TRUE	<2 points	N/A
NPT 2066 SEDDS AD	0.687410112	N/A	Tolbutamide (271.1 / 155.3)	174806.7822	170780.4263	0.636893451	1.812170664	FALSE	TRUE	<2 points	N/A
NPT 2066 SEDDS AD	0.681428957	N/A	Tolbutamide (271.1 / 155.3)	179447.6258	183107.935	0.630318803	1.595510101	FALSE	TRUE	<2 points	N/A
NPT 2066 SEDDS BD	0.689267512	N/A	Tolbutamide (271.1 / 155.3)	192462.7821	200339.7148	0.638281099	1.871845502	FALSE	TRUE	<2 points	N/A
NPT 2066 SEDDS BD	0.687320736	N/A	Tolbutamide (271.1 / 155.3)	179869.2725	178989.9119	0.636837119	1.739244461	FALSE	TRUE	<2 points	N/A
NPT 2066 SEDDS T0	0.683927363	N/A	Tolbutamide (271.1 / 155.3)	183052.2749	184879.5272	0.633249781	2.149752497	FALSE	TRUE	<2 points	N/A
NPT 2066 SEDDS T0	0.688635481	N/A	Tolbutamide (271.1 / 155.3)	174266.2979	180981.0172	0.638072317	2.215509574	FALSE	TRUE	<2 points	N/A

Fig. 22B (continued)

Label	Retention Time	Actual Concentration	IS Name	IS Area	IS Height	IS Retention Time	Area Ratio	Modified	Used	Calculated Concentration	Accuracy
NPT 2066 BK1	N/A	N/A	Tolbutamide (271.1 / 155.3)	410565.2978	405772.9187	0.637029155	N/A	FALSE	TRUE	N/A	N/A
NPT 2066 AR	0.68834061	N/A	Tolbutamide (271.1 / 155.3)	412781.5687	399022.6803	0.636315493	0.000275018	FALSE	TRUE	<2 points	N/A
NPT 2066 AR	0.684034797	N/A	Tolbutamide (271.1 / 155.3)	559383.1393	559794.2611	0.633160476	0.000285576	FALSE	TRUE	<2 points	N/A
NPT 2066 BK2	N/A	N/A	Tolbutamide (271.1 / 155.3)	551248.6274	563105.6549	0.630279499	N/A	FALSE	TRUE	N/A	N/A
NPT 2066 BR	0.686869515	N/A	Tolbutamide (271.1 / 155.3)	541493.7653	535814.8035	0.636244311	0.012620824	FALSE	TRUE	<2 points	N/A
NPT 2066 BR	0.688563888	N/A	Tolbutamide (271.1 / 155.3)	562471.6064	583267.0261	0.637640541	0.007937569	FALSE	TRUE	<2 points	N/A
NPT 2066 AD	0.681436906	N/A	Tolbutamide (271.1 / 155.3)	524159.888	538049.0023	0.630653122	0.027351495	FALSE	TRUE	<2 points	N/A
NPT 2066 AD	0.688083282	N/A	Tolbutamide (271.1 / 155.3)	546120.8531	542599.2634	0.636088809	0.02034202	FALSE	TRUE	<2 points	N/A
NPT 2066 BD	0.690420677	N/A	Tolbutamide (271.1 / 155.3)	520881.7249	519508.1163	0.639018715	0.028783534	FALSE	TRUE	<2 points	N/A
NPT 2066 BD	0.691420747	N/A	Tolbutamide (271.1 / 155.3)	543165.939	532019.7729	0.640468876	0.020628374	FALSE	TRUE	<2 points	N/A
NPT 2066 T0	0.696652226	N/A	Tolbutamide (271.1 / 155.3)	525551.5595	534728.5309	0.645551213	0.036953529	FALSE	TRUE	<2 points	N/A
NPT 2066 T0	0.69311126	N/A	Tolbutamide (271.1 / 155.3)	536225.0079	546620.8571	0.641681406	0.025864664	FALSE	TRUE	<2 points	N/A

Fig. 22B (continued)

Label	Original Filename	Peak Comment
Metoprolol BK1	\\10.80.2.238\d\Analyst Data\2021-Q\Projects\000000\2021_12_17_Caco2\Data\Others-20211217-Caco2-QBY-2-20211217.wiff (sample 71)	0
Metoprolol AR	\\10.80.2.238\d\Analyst Data\2021-Q\Projects\000000\2021_12_17_Caco2\Data\Others-20211217-Caco2-QBY-2-20211217.wiff (sample 72)	0
Metoprolol AR	\\10.80.2.238\d\Analyst Data\2021-Q\Projects\000000\2021_12_17_Caco2\Data\Others-20211217-Caco2-QBY-2-20211217.wiff (sample 73)	0
Metoprolol BK2	\\10.80.2.238\d\Analyst Data\2021-Q\Projects\000000\2021_12_17_Caco2\Data\Others-20211217-Caco2-QBY-2-20211217.wiff (sample 74)	0
Metoprolol BR	\\10.80.2.238\d\Analyst Data\2021-Q\Projects\000000\2021_12_17_Caco2\Data\Others-20211217-Caco2-QBY-2-20211217.wiff (sample 75)	0
Metoprolol BR	\\10.80.2.238\d\Analyst Data\2021-Q\Projects\000000\2021_12_17_Caco2\Data\Others-20211217-Caco2-QBY-2-20211217.wiff (sample 76)	0
Metoprolol AD	\\10.80.2.238\d\Analyst Data\2021-Q\Projects\000000\2021_12_17_Caco2\Data\Others-20211217-Caco2-QBY-2-20211217.wiff (sample 77)	0
Metoprolol AD	\\10.80.2.238\d\Analyst Data\2021-Q\Projects\000000\2021_12_17_Caco2\Data\Others-20211217-Caco2-QBY-2-20211217.wiff (sample 78)	0
Metoprolol BD	\\10.80.2.238\d\Analyst Data\2021-Q\Projects\000000\2021_12_17_Caco2\Data\Others-20211217-Caco2-QBY-2-20211217.wiff (sample 79)	0
Metoprolol BD	\\10.80.2.238\d\Analyst Data\2021-Q\Projects\000000\2021_12_17_Caco2\Data\Others-20211217-Caco2-QBY-2-20211217.wiff (sample 80)	0
Metoprolol T0	\\10.80.2.238\d\Analyst Data\2021-Q\Projects\000000\2021_12_17_Caco2\Data\Others-20211217-Caco2-QBY-2-20211217.wiff (sample 81)	0
Metoprolol T0	\\10.80.2.238\d\Analyst Data\2021-Q\Projects\000000\2021_12_17_Caco2\Data\Others-20211217-Caco2-QBY-2-20211217.wiff (sample 82)	0

Fig. 22B (continued)

Label	Original Filename	Peak Comment
Nadolol BK1	\\10.80.2.238\d\Analyst Data\2021-Q\Projects\000000\2021_12_17_Caco2\Data\Others-20211217-Caco2-QBY-2-20211217.wiff (sample 83)	0
Nadolol AR	\\10.80.2.238\d\Analyst Data\2021-Q\Projects\000000\2021_12_17_Caco2\Data\Others-20211217-Caco2-QBY-2-20211217.wiff (sample 84)	0
Nadolol AR	\\10.80.2.238\d\Analyst Data\2021-Q\Projects\000000\2021_12_17_Caco2\Data\Others-20211217-Caco2-QBY-2-20211217.wiff (sample 85)	0
Nadolol BK2	\\10.80.2.238\d\Analyst Data\2021-Q\Projects\000000\2021_12_17_Caco2\Data\Others-20211217-Caco2-QBY-2-20211217.wiff (sample 86)	0
Nadolol BR	\\10.80.2.238\d\Analyst Data\2021-Q\Projects\000000\2021_12_17_Caco2\Data\Others-20211217-Caco2-QBY-2-20211217.wiff (sample 87)	0
Nadolol BR	\\10.80.2.238\d\Analyst Data\2021-Q\Projects\000000\2021_12_17_Caco2\Data\Others-20211217-Caco2-QBY-2-20211217.wiff (sample 88)	0
Nadolol AD	\\10.80.2.238\d\Analyst Data\2021-Q\Projects\000000\2021_12_17_Caco2\Data\Others-20211217-Caco2-QBY-2-20211217.wiff (sample 89)	0
Nadolol AD	\\10.80.2.238\d\Analyst Data\2021-Q\Projects\000000\2021_12_17_Caco2\Data\Others-20211217-Caco2-QBY-2-20211217.wiff (sample 90)	0
Nadolol BD	\\10.80.2.238\d\Analyst Data\2021-Q\Projects\000000\2021_12_17_Caco2\Data\Others-20211217-Caco2-QBY-2-20211217.wiff (sample 91)	0
Nadolol BD	\\10.80.2.238\d\Analyst Data\2021-Q\Projects\000000\2021_12_17_Caco2\Data\Others-20211217-Caco2-QBY-2-20211217.wiff (sample 92)	0
Nadolol T0	\\10.80.2.238\d\Analyst Data\2021-Q\Projects\000000\2021_12_17_Caco2\Data\Others-20211217-Caco2-QBY-2-20211217.wiff (sample 93)	0
Nadolol T0	\\10.80.2.238\d\Analyst Data\2021-Q\Projects\000000\2021_12_17_Caco2\Data\Others-20211217-Caco2-QBY-2-20211217.wiff (sample 94)	0

Fig. 22B (continued)

Label	Original Filename	Peak Comment
Digoxin BK1	\\10.80.2.238\d\Analyst Data\2021-Q\Projects\000000\2021_12_21_Caco2\Data\Others-20211217-Caco2-QBY-2-20211221.wiff (sample 4)	
Digoxin AR	\\10.80.2.238\d\Analyst Data\2021-Q\Projects\000000\2021_12_21_Caco2\Data\Others-20211217-Caco2-QBY-2-20211221.wiff (sample 5)	
Digoxin AR	\\10.80.2.238\d\Analyst Data\2021-Q\Projects\000000\2021_12_21_Caco2\Data\Others-20211217-Caco2-QBY-2-20211221.wiff (sample 6)	
Digoxin BK2	\\10.80.2.238\d\Analyst Data\2021-Q\Projects\000000\2021_12_21_Caco2\Data\Others-20211217-Caco2-QBY-2-20211221.wiff (sample 7)	
Digoxin BR	\\10.80.2.238\d\Analyst Data\2021-Q\Projects\000000\2021_12_21_Caco2\Data\Others-20211217-Caco2-QBY-2-20211221.wiff (sample 8)	
Digoxin BR	\\10.80.2.238\d\Analyst Data\2021-Q\Projects\000000\2021_12_21_Caco2\Data\Others-20211217-Caco2-QBY-2-20211221.wiff (sample 9)	
Digoxin AD	\\10.80.2.238\d\Analyst Data\2021-Q\Projects\000000\2021_12_21_Caco2\Data\Others-20211217-Caco2-QBY-2-20211221.wiff (sample 10)	
Digoxin AD	\\10.80.2.238\d\Analyst Data\2021-Q\Projects\000000\2021_12_21_Caco2\Data\Others-20211217-Caco2-QBY-2-20211221.wiff (sample 11)	
Digoxin BD	\\10.80.2.238\d\Analyst Data\2021-Q\Projects\000000\2021_12_21_Caco2\Data\Others-20211217-Caco2-QBY-2-20211221.wiff (sample 12)	
Digoxin BD	\\10.80.2.238\d\Analyst Data\2021-Q\Projects\000000\2021_12_21_Caco2\Data\Others-20211217-Caco2-QBY-2-20211221.wiff (sample 13)	
Digoxin T0	\\10.80.2.238\d\Analyst Data\2021-Q\Projects\000000\2021_12_21_Caco2\Data\Others-20211217-Caco2-QBY-2-20211221.wiff (sample 14)	
Digoxin T0	\\10.80.2.238\d\Analyst Data\2021-Q\Projects\000000\2021_12_21_Caco2\Data\Others-20211217-Caco2-QBY-2-20211221.wiff (sample 15)	

Fig. 22B (continued)

Label	Original Filename	Peak Comment
NPT 2066 SEDDS BK1	D:\Analyst Data\2021-Q\Projects\000000\2021_12_17_Caco2\Data\404716-2021121401-Caco2-20211217.wiff (sample 13)	0
NPT 2066 SEDDS AR	D:\Analyst Data\2021-Q\Projects\000000\2021_12_17_Caco2\Data\404716-2021121401-Caco2-20211217.wiff (sample 14)	0
NPT 2066 SEDDS AR	D:\Analyst Data\2021-Q\Projects\000000\2021_12_17_Caco2\Data\404716-2021121401-Caco2-20211217.wiff (sample 15)	0
NPT 2066 SEDDS BK2	D:\Analyst Data\2021-Q\Projects\000000\2021_12_17_Caco2\Data\404716-2021121401-Caco2-20211217.wiff (sample 16)	0
NPT 2066 SEDDS BR	D:\Analyst Data\2021-Q\Projects\000000\2021_12_17_Caco2\Data\404716-2021121401-Caco2-20211217.wiff (sample 17)	0
NPT 2066 SEDDS BR	D:\Analyst Data\2021-Q\Projects\000000\2021_12_17_Caco2\Data\404716-2021121401-Caco2-20211217.wiff (sample 18)	0
NPT 2066 SEDDS AD	D:\Analyst Data\2021-Q\Projects\000000\2021_12_17_Caco2\Data\404716-2021121401-Caco2-20211217.wiff (sample 19)	0
NPT 2066 SEDDS AD	D:\Analyst Data\2021-Q\Projects\000000\2021_12_17_Caco2\Data\404716-2021121401-Caco2-20211217.wiff (sample 20)	0
NPT 2066 SEDDS BD	D:\Analyst Data\2021-Q\Projects\000000\2021_12_17_Caco2\Data\404716-2021121401-Caco2-20211217.wiff (sample 21)	0
NPT 2066 SEDDS BD	D:\Analyst Data\2021-Q\Projects\000000\2021_12_17_Caco2\Data\404716-2021121401-Caco2-20211217.wiff (sample 22)	0
NPT 2066 SEDDS T0	D:\Analyst Data\2021-Q\Projects\000000\2021_12_17_Caco2\Data\404716-2021121401-Caco2-20211217.wiff (sample 23)	0
NPT 2066 SEDDS T0	D:\Analyst Data\2021-Q\Projects\000000\2021_12_17_Caco2\Data\404716-2021121401-Caco2-20211217.wiff (sample 24)	0

Fig. 22B (continued)

Label	Original Filename	Peak Comment
NPT 2066 BK1	D:\Analyst Data\2021-Q\Projects\000000\2021_12_17_Caco2\Data\RE-404716-2021121401-Caco2-20211217.wiff (sample 2)	
NPT 2066 AR	D:\Analyst Data\2021-Q\Projects\000000\2021_12_17_Caco2\Data\RE-404716-2021121401-Caco2-20211217.wiff (sample 3)	
NPT 2066 AR	D:\Analyst Data\2021-Q\Projects\000000\2021_12_17_Caco2\Data\RE-404716-2021121401-Caco2-20211217.wiff (sample 4)	
NPT 2066 BK2	D:\Analyst Data\2021-Q\Projects\000000\2021_12_17_Caco2\Data\RE-404716-2021121401-Caco2-20211217.wiff (sample 5)	
NPT 2066 BR	D:\Analyst Data\2021-Q\Projects\000000\2021_12_17_Caco2\Data\RE-404716-2021121401-Caco2-20211217.wiff (sample 6)	
NPT 2066 BR	D:\Analyst Data\2021-Q\Projects\000000\2021_12_17_Caco2\Data\RE-404716-2021121401-Caco2-20211217.wiff (sample 7)	
NPT 2066 AD	D:\Analyst Data\2021-Q\Projects\000000\2021_12_17_Caco2\Data\RE-404716-2021121401-Caco2-20211217.wiff (sample 8)	
NPT 2066 AD	D:\Analyst Data\2021-Q\Projects\000000\2021_12_17_Caco2\Data\RE-404716-2021121401-Caco2-20211217.wiff (sample 9)	
NPT 2066 BD	D:\Analyst Data\2021-Q\Projects\000000\2021_12_17_Caco2\Data\RE-404716-2021121401-Caco2-20211217.wiff (sample 10)	
NPT 2066 BD	D:\Analyst Data\2021-Q\Projects\000000\2021_12_17_Caco2\Data\RE-404716-2021121401-Caco2-20211217.wiff (sample 11)	
NPT 2066 T0	D:\Analyst Data\2021-Q\Projects\000000\2021_12_17_Caco2\Data\RE-404716-2021121401-Caco2-20211217.wiff (sample 12)	
NPT 2066 T0	D:\Analyst Data\2021-Q\Projects\000000\2021_12_17_Caco2\Data\RE-404716-2021121401-Caco2-20211217.wiff (sample 13)	

Fig. 22B (continued)

Label	COMPOUNDID	CONC	CYP	GROUPID	MATRIX	REPLICATE	SUBSTRATE	Peak Comment
Metoprolol BK1	Metoprolol	0	0	0	0	1	0	
Metoprolol AR	Metoprolol	0	0	0	0	1	0	
Metoprolol AR	Metoprolol	0	0	0	0	2	0	
Metoprolol BK2	Metoprolol	0	0	0	0	2	0	
Metoprolol BR	Metoprolol	0	0	0	0	1	0	
Metoprolol BR	Metoprolol	0	0	0	0	2	0	
Metoprolol AD	Metoprolol	0	0	0	0	1	0	
Metoprolol AD	Metoprolol	0	0	0	0	2	0	
Metoprolol BD	Metoprolol	0	0	0	0	1	0	
Metoprolol BD	Metoprolol	0	0	0	0	2	0	
Metoprolol T0	Metoprolol	0	0	0	0	1	0	
Metoprolol T0	Metoprolol	0	0	0	0	2	0	

Fig. 22B (continued)

Label	COMPOUNDID	CONC	CYP	GROUPID	MATRIX	REPLICATE	SUBSTRATE	Peak Comment
Nadolol BK1	Nadolol	0	0	0	0	1	0	
Nadolol AR	Nadolol	0	0	0	0	1	0	
Nadolol AR	Nadolol	0	0	0	0	2	0	
Nadolol BK2	Nadolol	0	0	0	0	2	0	
Nadolol BR	Nadolol	0	0	0	0	1	0	
Nadolol BR	Nadolol	0	0	0	0	2	0	
Nadolol AD	Nadolol	0	0	0	0	1	0	
Nadolol AD	Nadolol	0	0	0	0	2	0	
Nadolol BD	Nadolol	0	0	0	0	1	0	
Nadolol BD	Nadolol	0	0	0	0	2	0	
Nadolol T0	Nadolol	0	0	0	0	1	0	
Nadolol T0	Nadolol	0	0	0	0	2	0	

Fig. 22B (continued)

Label	COMPOUNDID	CONC	CYP	GROUPID	MATRIX	REPLICATE	SUBSTRATE	Peak Comment
Digoxin BK1	Digoxin					1		
Digoxin AR	Digoxin					1		
Digoxin AR	Digoxin					2		
Digoxin BK2	Digoxin					2		
Digoxin BR	Digoxin					1		
Digoxin BR	Digoxin					2		
Digoxin AD	Digoxin					1		
Digoxin AD	Digoxin					2		
Digoxin BD	Digoxin					1		
Digoxin BD	Digoxin					2		
Digoxin T0	Digoxin					1		
Digoxin T0	Digoxin					2		

Fig. 22B (continued)

Label	COMPOUNDID	CONC	CYP	GROUPID	MATRIX	REPLICATE	SUBSTRATE	Peak Comment
NPT 2066 SEDDS BK1	NPT 2066 SEDDS	0	0	0	0	1	0	
NPT 2066 SEDDS AR	NPT 2066 SEDDS	0	0	0	0	1	0	
NPT 2066 SEDDS AR	NPT 2066 SEDDS	0	0	0	0	2	0	
NPT 2066 SEDDS BK2	NPT 2066 SEDDS	0	0	0	0	2	0	
NPT 2066 SEDDS BR	NPT 2066 SEDDS	0	0	0	0	1	0	
NPT 2066 SEDDS BR	NPT 2066 SEDDS	0	0	0	0	2	0	
NPT 2066 SEDDS AD	NPT 2066 SEDDS	0	0	0	0	1	0	
NPT 2066 SEDDS AD	NPT 2066 SEDDS	0	0	0	0	2	0	
NPT 2066 SEDDS BD	NPT 2066 SEDDS	0	0	0	0	1	0	
NPT 2066 SEDDS BD	NPT 2066 SEDDS	0	0	0	0	2	0	
NPT 2066 SEDDS T0	NPT 2066 SEDDS	0	0	0	0	1	0	
NPT 2066 SEDDS T0	NPT 2066 SEDDS	0	0	0	0	2	0	

Fig. 22B (continued)

Label	COMPOUNDID	CONC	CYP	GROUPID	MATRIX	REPLICATE	SUBSTRATE	Peak Comment
NPT 2066 BK1	NPT 2066					1		
NPT 2066 AR	NPT 2066					1		
NPT 2066 AR	NPT 2066					2		
NPT 2066 BK2	NPT 2066					2		
NPT 2066 BR	NPT 2066					1		
NPT 2066 BR	NPT 2066					2		
NPT 2066 AD	NPT 2066					1		
NPT 2066 AD	NPT 2066					2		
NPT 2066 BD	NPT 2066					1		
NPT 2066 BD	NPT 2066					2		
NPT 2066 T0	NPT 2066					1		
NPT 2066 T0	NPT 2066					2		

Fig. 22B (continued)

Lucifer Yellow Rejection Assay for Monolayer Integrity Test

In all apical wells, incubated lucifer yellow (LY, the final conc.: 100 μM) for 30 min after transport assay.

$$\%LuciferYellow = \frac{V_{Basolateral} \times RFU_{Basolateral}}{V_{Apical} \times RFU_{Apical} + V_{Basolateral} \times RFU_{Basolateral}} \times 100$$

where RFU_{Apical} and $RFU_{Basolateral}$ are the relative fluorescence unit values of lucifer yellow in the apical and basolateral wells, respectively; V_{Apical} and $V_{Basolateral}$ are the volume of apical and basolateral wells (0.075 mL and 0.25 mL), respectively.
Acceptable Criteria: %Lucifer Yellow ≤ 1.0

Compound Arrangement on Transwell-96 plate

Cell plate 1

A-B
B-A

	LY in apical well, HBSS in basolateral well											
A												
B												
C												
D									NPT 2066	NPT 2066		
E									NPT 2066	NPT 2066		
F									SEDDS	SEDDS		
G												
H	Digoxin	Digoxin										
							Digoxin	Digoxin	Metopro-lol	Metopro-lol	Nadolol	Nadolol

Fig. 22C

%Lucifer Yellow

	1	2	3	4	5	6	7	8	9	10	11	12
A												
B												
C												
D									<0.0*	<0.0*		
E									<0.0*	<0.0*		
F												
G	<0.0*	<0.0*										
H									<0.0*	<0.0*	<0.0*	**0.0**

Note *The RFU values in these receiver wells were less than that in blank well, so <0.0 was presented as the %Lucifer Yellow values of these test wells instead.

Raw Data

Donor solution
Transporter Buffer 60 µL
Sample 20 µL
Dilution Factor 4

Origin Read

	1	2	3	4	5	6	7	8	9	10	11	12
A												
B												
C												
D									38309	38544		
E									37637	36912		
F												
G	37547	38130										
H									37450	35890	36514	37634

Fig. 22C (continued)

(Origin read-Blank)x Dilution Factor

	1	2	3	4	5	6	7	8	9	10	11	12
A												
B												
C												
D									153236	154176		
E									150548	147648		
F												
G	150188	152520										
H									107771	100379	146056	150536

Basolateral (Acceptor Well)
Transporter Buffer 0 µL
Sample 80 µL
Dilution Factor 1

Open Read

	1	2	3	4	5	6	7	8	9	10	11	12
A												
B												
C												
D									0	0		
E									0	0		
F												
G	0	0										
H									0	0	0	1

Fig. 22C (continued)


1 2 3 4 5 6 7 8 9 10 11 12
A B C D E F G H
(Origin read-Blank)x Dilution Factor
0 0 0

%Lucifer Yellow

	1	2	3	4	5	6	7	8	9	10	11	12
A												
B												
C												
D									<0.0*	<0.0*		
E									**0.0**	<0.0*		
F												
G	**0.0**	<0.0*										
H												

Note: *The RFU values in these receiver wells were less than that in blank well, so <0.0 was presented as the %Lucifer Yellow values of these test wells instead.

Raw Data

Donor solution

Transporter Buffer	**60**	**µL**
Sample	**20**	**µL**
Dilution Factor	**4**	

Open Read

	1	2	3	4	5	6	7	8	9	10	11	12
A												
B												
C												
D									34284	35354		
E									34256	36243		
F												
G	32037	30398										
H												

Fig. 22C (continued)

(Origin read-Blank)x Dilution Factor

	1	2	3	4	5	6	7	8	9	10	11	12
A												
B												
C												
D									137136	141416		
E									137024	144972		
F												
G	128148	121592										
H												

Basolateral (Acceptor Well)
Transporter Buffer 0 µL
Sample 80 µL
Dilution Factor 1

Open Read

	1	2	3	4	5	6	7	8	9	10	11	12
A												
B												
C												
D									0	0		
E									11	0		
F												
G	5	0										
H												

Fig. 22C (continued)

(Origin read-Blank)x Dilution Factor

	1	2	3	4	5	6	7	8	9	10	11	12
A												
B												
C												
D									5	0		
E									11	0		
F												
G	5	0										
H												

Fig. 22C (continued)

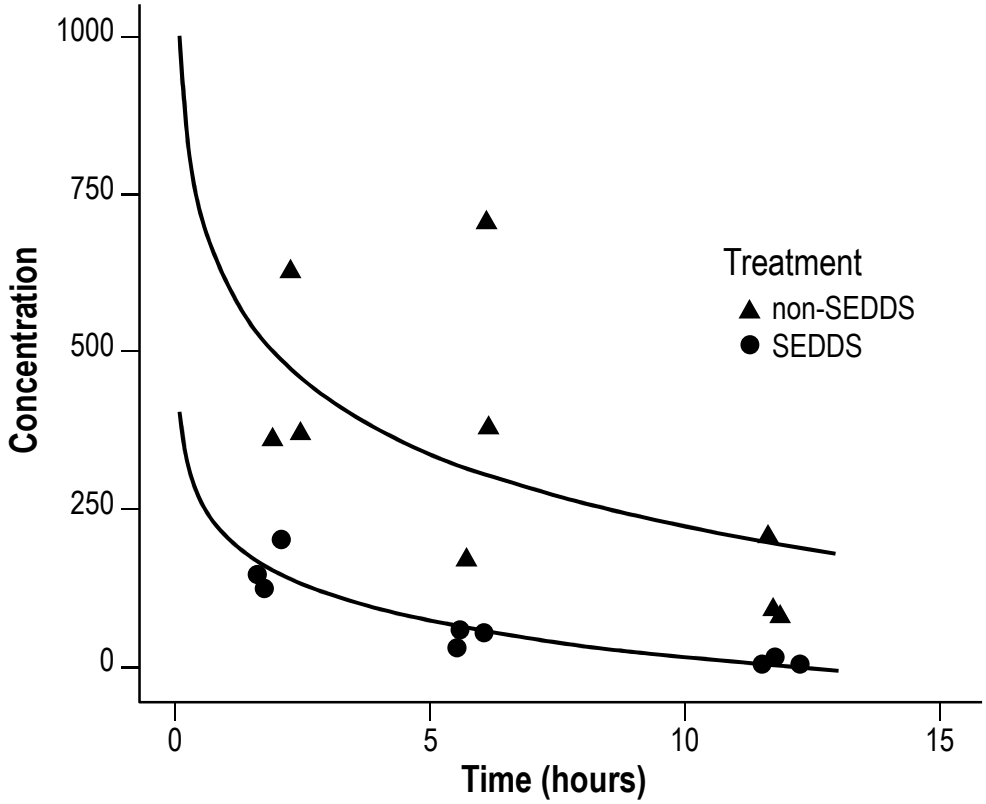
1000
750
500
250
0
Concentration
0
5
10
15
Time (hours)
Treatment
non-SEDDS
SEDDS

Fig. 23

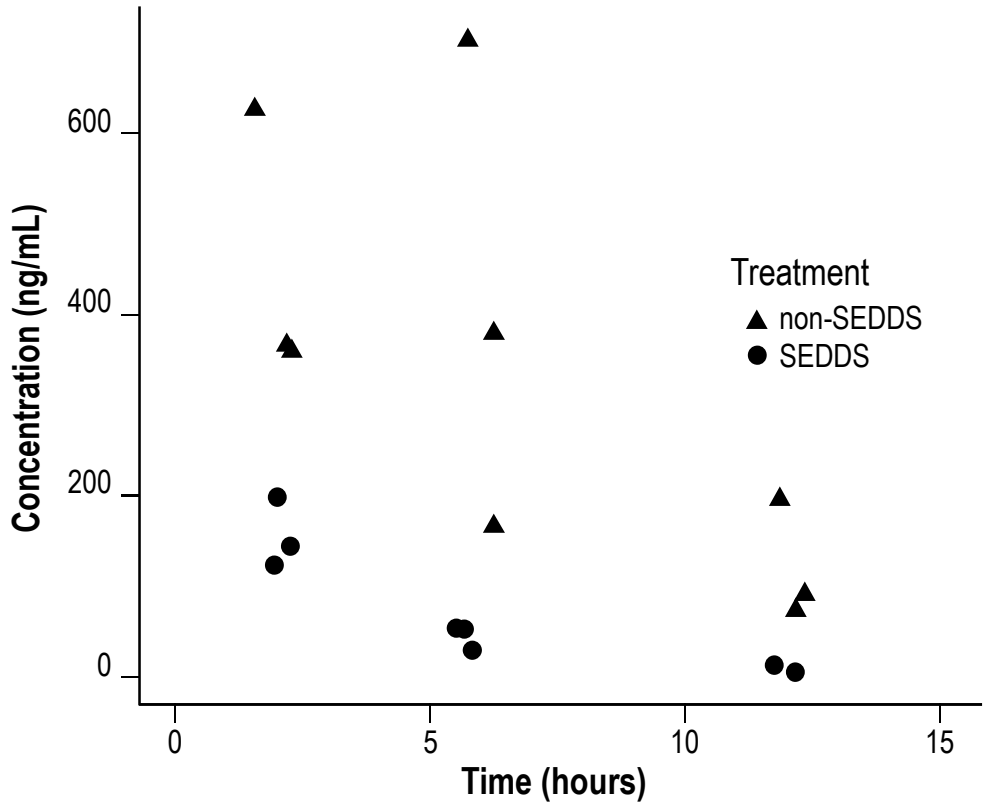
600
400
200
0
Concentration (ng/mL)
0
5
10
15
Time (hours)
Treatment
non-SEDDS
SEDDS

Fig. 24

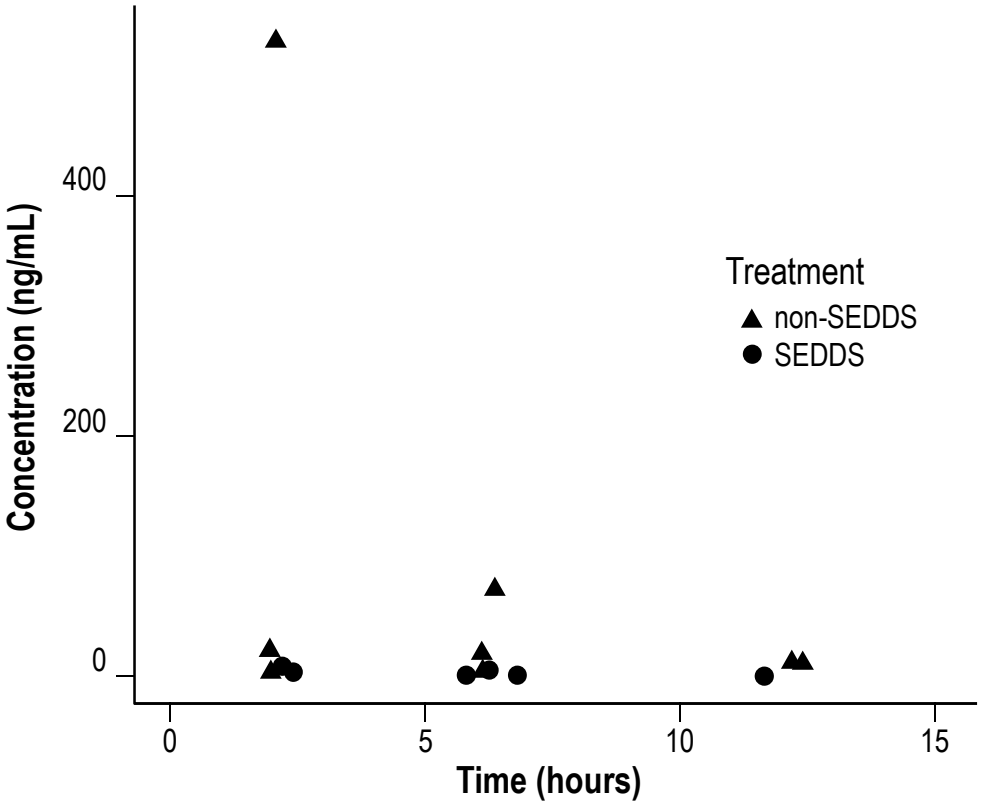
Concentration (ng/mL)
400
200
0
0
5
10
15
Time (hours)
Treatment
non-SEDDS
SEDDS

Fig. 25