Figures

Fig. 1: Sequences (amino acids in one letter code)

VH complete: SEQ ID NO: 1-34 and SEQ ID NO: 173
VL complete: SEQ ID NO: 35-68 and SEQ ID NO: 174

CDR-H1: SEQ ID NO: 69-85
CDR-H2: SEQ ID NO: 86-102
CDR-H3: SEQ ID NO: 103-119

CDR-L1: SEQ ID NO: 120-136
CDR-L2: SEQ ID NO: 137-153
CDR-L3: SEQ ID NO: 154-170 and 175

CR-L: SEQ ID NO: 171
CR-H: SEQ ID NO: 172

mAB name	SEQ ID NO.	Complete Heavy-chain VR sequence
MAB-15-0139	1	EVQLEESGGGLVQPGGSLRLSCAASGFSFSSSYWICWVRQAPGKGLEWVSCIYTGSGGTY YASWEKGRFTISRDNSKNTLYLQMNSLRAEDTAVYFCARDPGYSSWLWGQGTLVTVSS
MAB-15-0106	2	EVQLEESGGDLVQPGGSLRLSCAASGFSFSSSHYMCWVRQAPGKGLEWVSCIYAGSSGN TYYANWAKGRFTISRDNSKNTLYLQMNSLRAEDTAVYFCARVDASSSGSWDLWGQGTL VTVSS
MAB-15-0108	3	EVQLEESGGRLVQPGGSLRLSCAVSGIDLSSYAMGWVRQAPGKGLEYVSVITSSATTYYAS WAKGRFTISRDNSKNTLYLQMNSLRAEDTAVYFCARGGPGYSTNTHYAFDPWGQGTLV TVSS
MAB-15-0110	4	EVQLEESGGRVVQPGRSLRLSCAVSGIDLDNYAMGWVRQAPGKGLEYVAVISSDGFFYD ASWAKGRFTISRDNSKNTLYLQMNSLRAEDTAVYFCARDRGTSTGSLDLWGQGTLVTVS S
MAB-15-0117	5	EVQLEESGGRLVQPGGSLRLSCAASGFSLSSYYMSWVRQAPGKGLEWVSIISGSASTYYAT WAKGRFTISRDNSKNTLYLQMNSLRAEDTAVYFCARTHYAAVAGYGYASRLDLWGQGTL VTVSS
MAB-15-0121	6	EVQLEESGGDLVQPGGSLRLSCAASGFSFSSNYWICWVRQAPGKGLELVSCIYTSTGNTW YASWAKGRFTISRDNSKNTLYLQMNSLRAEDTAVYFCARDLLVVTSFNLWGQGTLVTVSS
MAB-15-0140	7	EVQLEESGGDLVQPGGSLRLSCAASGFSFSSSYYMCWVRQAPGKGLEWVSCIYAGSSGV TYYASWAKGRFTISRDNSKNTLYLQMNSLRAEDTAVYFCASETDGNYFNLWGQGTLVTV SS
MAB-15-0115	8	EVQLEQSGGGLVQPGGSLRLSCAASGFSLSTSYWRCWVRQAPGKGLEWVSCIYAGSGDV TYYANWVNGRFTISRDNSKNTLYLQMNSLRAEDTAVYYCASGVGFGYFNLWGQGTLVT VSS
MAB-15-0125	9	EVQLEESGGGLVQPGGSLRLSCAASGIDFSSYYYMCWVRQAPGKGLEWVSCIFIGYGDVT WYASWAKGRFTISRDNSKNTLYLQMNSLRAEDTAVYFCARALGSSGYRVNLWGQGTLV TVSS
MAB-15-0119	10	EVQLEESGGRLVQPGGSLRLSCAASGFSLSSYWMSWVRQAPGKGLEWVSMIYGSGYTYY ASWAKGRFTISRDNSKNTLYLQMNSLRAEDTAVYFCARDPQYFILWGQGTLVTVSS

MAB-15-0109	11	EVQLEESGGRLVQPGGSLRLSCAVSGFSLSSYDMSWVRQAPGKGLEWVSTIYIGGTTAYASWPKGRFTISRDNSKNTLYLQMNSLRAEDTAVYFCARLQGANYYNSLALWGQGTLVTVSS
MAB-15-0097	12	EVQLVESGGGLVQPGGSLRLSCAASGFDFSSNYYMCWVRQAPGKGLELVSCIYTNSGNTWSASWAKGRFTISRDNSKNTLYLQMNSLRAEDTAVYFCARDLNYPDTSNLWGQGTLVTVSS
MAB-15-0135	13	EVQLEESGGDLVQPGGSLRLSCAASGFSFSFGYYMCWVRQAPGKGLEWVSCIYGDSSDTLYANWAKGRFTISRDNSKNTLYLQMNSLRAEDTAVYFCARYPGGSYYNLWGQGTLVTVSS
MAB-15-0133	14	EVQLEESGGDLVQPGGSLRLSCAASGFSFSSTYYMCWVRQAPGKGLEWVSCIYAGSSGSTYYASWAKGRFTISRDNSKNTLYLQMNSLRAEDTAVYFCARVDGSSSGSWDLWGQGTLVTVSS
MAB-15-0107	15	EVQLEESGGDLVQPGGSLRLSCAASGISFSSSDFMCWVRQAPGKGLEWVSCIYAGSSVSIYYATWAKGRFTISRDNSKNTLYLQMNSLRAEDTAVYFCARSTGSVGRGFNLWGQGTLVTVSS
MAB-15-0128	16	EVQLVESGGGLVQPGGSLRLSCAASGFSFSSIYYMCWVRQAPGKGLEWVSCIYTGNSDFTYYANWAKGRFTISRDNSKNTLYLQMNSLRAEDTAVYFCARFRDDYASLKLWGQGTLVTVSS
MAB-15-0116	17	EVQLEESGGGLVQPGGSLRLSCAASGFSFSSGYDMCWVRQAPGKGLEWVSCIYTGSGSTYYANWAKGRFTISRDNSKNTLYLQMNSLRAEDTAVYFCARNSNDWMYFNLWGQGTLVTVSS
MAB-16-0004	18	EVQLEQSGGGLVQPGGSLRLSCAASGFSFSSSYWICWVRQAPGKGLEWVACIYTGSGGTYYASWEKGRFTISKTSSTTLYLQMNSLRAEDTAVYFCARDPGYSSWLWGQGTLVTVSS
MAB-16-0009	19	EVQLEESGGDLVQPGASLRLSCAASGFSFSSSHYMCWVRQAPGKGLEWVACIYAGSSGNTYYANWAKGRFTISKTNSKNTLYLQMNSLRAEDTAVYFCARVDASSSGSWDLWGQGTLVTVSS
MAB-16-0028	20	EVQLLESGGRLVQPGTSLRLSCAVSGIDLSSYAMGWVRQAPGKGLEYVGVITSSATTYYASWAKGRFTISKTSSTTLYLQMNSLRAEDTAVYFCARGGPGYSTNTHYAFDPWGQGTLVTVSS
MAB-16-0031	21	EVQLEESGGRVVQPGTSLRLSCAVSGIDLDNYAMGWVRQAPGKGLEYVAVISSDGFFYDASWAKGRFTISKANSKNTLYLQMNSLRAEDTAVYFCARDRGTSTGSLDLWGQGTLVTVSS
MAB-16-0043	22	QVQLEESGGRLVQPGTSLRLSCAASGFSLSSYYMSWVRQAPGKGLEWVAIISGSASTYYATWAKGRFTISKTSTTLYLQMNSLRAEDTAVYFCARTHYAAVAGYGYASRLDLWGQGTLVTVSS
MAB-16-0049	23	QVQLQESGGDLVQPGGSLRLSCAASGFSFSSNYWICWVRQAPGKGLELVACIYTSTGNTWYASWAKGRFTISRDNSKNTLYLQMNSLRAEDTAVYFCARDLLVVTSFNLWGQGTLVTVSS
MAB-16-0045	24	EVQLVESGGDLVQPGASLRLSCAASGFSFSSSYYMCWVRQAPGKGLEWVACIYAGSSGVTYYASWAKGRFTISDTSSTTLYLQMNSLRAEDTAVYFCASETDGNYFNLWGQGTLVTVSS
MAB-16-0040	25	EVQLEQSGGGLVQPGGSLRLSCAASGFSLSTSYWRCWVRQAPGKGLEWVACIYAGSGDVTYYANWVNGRFTISRDNSKSTLYLQMNSLRAEDTAVYYCASGVGFGYFNLWGQGTLVTVSS
MAB-16-0036	26	EVQLEESGGGLVQPGGSLRLSCAASGIDFSSYYYMCWVRQAPGKGLEWVACIFIGYGDVTWYASWAKGRFTISKANSKNTLYLQMNSLRAEDTAVYFCARALGSSGYRVNLWGQGTLVTVSS
MAB-16-0046	27	QVQLEESGGRLVQPGASLRLSCAASGFSLSSYWMSWVRQAPGKGLEWVAMIYGSGYTYYASWAKGRFTISTTSTTLYLQMNSLRAEDTAVYFCARDPQYFILWGQGTLVTVSS

MAB-16-0030	28	EVQLEESGGRLVQPGTSLRLSCAVSGFSLSSYDMSWVRQAPGKGLEWVSTIYIGGTTAYA SWPKGRFTISKTNSKNTLYLQMNSLRAEDTAVYFCARLQGANYYNSLALWGQGTLVTVS S
MAB-16-0021	29	QVQLVESGGGLVQPGGSLRLSCAASGFDFSSNYYMCWVRQAPGKGLELVACIYTNSGNT WSASWAKGRFTISKTNSTTLYLQMNSLRAEDTAVYFCARDLNYPDTSNLWGQGTLVTVS S
MAB-16-0019	30	EVQLEESGGDLVQPGGSLRLSCAASGFSFSFGYYMCWVRQAPGKGLEWVACIYGDSSDT LYANWAKGRFTISKTNSKNTLYLQMNSLRAEDTAVYFCARYPGGSYYNLWGQGTLVTVS S
MAB-16-0015	31	QVQLQESGGDLVQPGASLRLSCAASGFSFSSTYYMCWVRQAPGKGLEWVACIYAGSSGS TYYASWAKGRFTISKNSSTLYLQMNSLRAEDTAVYFCARVDGSSSGSWDLWGQGTLVTV SS
MAB-16-0027	32	EVQLEESGGDLVQPGASLRLSCAASGISFSSSDFMCWVRQAPGKGLEWVACIYAGSSVSI YYATWAKGRFTISKASSTTLYLQMNSLRAEDTAVYFCARSTGSVGRGFNLWGQGTLVTVS S
MAB-16-0048	33	EVQLVESGGGLVQPGGSLRLSCAASGFSFSSIYYMCWVRQAPGKGLEWVGCIYTGNSDF TYYANWAKGRFTISRDNSKSTLYLQMNSLRAEDTAVYFCARFRDDYASLKLWGQGTLVT VSS
MAB-16-0041	34	QVQLQESGGGLVQPGGSLRLSCTASGFSFSSGYDMCWVRQAPGKGLEWVGCIYTGSGS TYYANWAKGRFTISKDNSKTTLYLQMNSLRAEDTAVYFCARNSNDWMYFNLWGQGTLV TVSS

mAb Name	SEQ ID NO.	Complete k-Light chain VR sequence
MAB-15-0139	35	DIVMTQSPSSLSASVGDRVTITCQASESISNYLSWYQQKPGQAPKLLIYLASTLASGVPSRF SGSGSGTDFTLTISSLQPEDFATYYCQNWWVIEHNGAAFGGGTKVVIK
MAB-15-0106	36	DIQMTQSPSSLSASVGDRVTITCQASESIYSNLAWYQQKPGQAPKLLIYAASLLASGVPSRF SGSGSGTDFTLTISSLQPEDFATYYCQSASYSTGPDWTFGQGTKVVIK
MAB-15-0108	37	DIQMTQSPSSLSASVGDRVTITCQASQSIYIYLSWYQQKPGQAPKLLIYDASKLASGVPSRF SGSGSGTDFTLTISSLQPEDFATYYCQQGATTYNVDNVFGQGTKVVIK
MAB-15-0110	38	DIVMTQSPSSLSASVGDRVTITCQASENIGNGLAWYQQKPGQAPKLLIYGASTLASGVPS RFSGSGSGTDFTLTISSLQPEDFATYYCQCTYWNPDYIGGAFGGGTKVVIK
MAB-15-0117	39	DIQMTQSPSSLSASVGDRVTITCLASEDIYSGISWYQQKPGKAPKLLIYAASNLESGVPSRF SGSGSGTDFTLTISSLQPEDFATYYCLGGYSYSNTGPTFGQGTKVEIK
MAB-15-0121	40	DIVMTQSPSSLSASVGDRVTITCQASEDIYSNLAWFQQKPGQAPKLLIYGASTLASGVPSR FSGSGSGTEFTLTISSLQPEDFATYYCLGVCTDISTDDLYNAFGQGTKVVIK
MAB-15-0140	41	DIVMTQSPSSLSASVGDRVTITCQASEDIYSNLAWFQQKPGQAPKLLIYRASTLASGVPSR FSGSGSGTEFTLTISSLQPEDFATYYCLGVYTYSTDIHAFGGGTKVVIK
MAB-15-0115	42	DIVMTQSPSSLSASVGDRVTITCQASEDIYSNLAWFQQKPGQAPKLLIYDASTLASGVPSR FSGSGSGTEFTLTISSLQPEDFATYYCLGVYTHISADNAFGGGTKVVIK
MAB-15-0125	43	DIQMTQSPSSLSASVGDRVTITCQASENIYSSLAWYQQKPGQAPKLLIYDASDLASGVPSR FSGSGSGTDFTLTISSLQPEDFATYYCQQGYYSGGTDNDVFGGGTKVVIK
MAB-15-0119	44	DIVMTQSPSSLSASVGDRVTITCQSSQSVDGNNLLSWYQQKPGQAPKLLIYDASNLASGV PSRFSGSGSGTDFTLTISSLQPEDFATYYCQGSYYSSSWYNVFGQGTKVVIK
MAB-15-0109	45	DIQMTQSPSSLSASVGDRVTITCQASQSIYSFLSWYQQKPGQAPKLLIYAASDLESGVPSRF SGSGSGTDFTLTISSLQPEDFATYYCQCNYIIDYGAFGQGTKVVIK

MAB-15-0097	46	DIQMTQSPSSLSASVGDRVTITCQASQSIGYYLAWYQQKPGQAPKLLIYRASTLASGVPSR FSGSGSGTDFTLTISSLQPEDFATYYCQSYYNSDSDAFGQGTKVVIK
MAB-15-0135	47	DIVMTQSPSSLSASVGDRVTITCQASQTISINLAWYQQKPGQAPKLLIYYASTLASGVPSRF SGSGSGTDFTLTISSLQPEDFATYYCQQGYTEDNIDNTFGQGTKVVIK
MAB-15-0133	48	DIQMTQSPSSLSASVGDRVTITCQASQNIYSNLAWYQQKPGQAPKLLIYAASLLASGVPSR FSGSGSGTDFTLTISSLQPEDFATYYCQGAVYSGNTEWAFGQGTKVVIK
MAB-15-0107	49	DIVMTQSPSSLSASVGDRVTITCQASQSVYNSNHLSWYQQKPGQAPKLLIYSASTLASGVP SRFSGSGSGTDFTLTISSLQPEDFATYYCQGEFSCVSADCIAFGGGTKVVIK
MAB-15-0128	50	DIQMTQSPSSLSASVGDRVTITCQASQSISSYLSWYQQKPGQAPKLLIYGASNLASGVPSR FSGSGSGTDFTLTISSLQPEDFATYYCQCTYYDNNYGGAFGGGTKVVIK
MAB-15-0116	51	DIVMTQSPSSLSASVGDRVTITCQASESISANYWSWYQQKPGQAPKLLIYGASTLASGVPS RFSGSGSGTDFTLTISSLQPEDFATYFCQSWYYSGSGSYHSWAFGQGTKVVIK
MAB-16-0004	52	DIVMTQSPSSLSASVGDRVTITCQASESISNYLSWYQQKPGQAPKLLIYLASTLASGVPSRF SGSGSGTDFTLTISSLQPEDFATYYCQNWWVIEHNGAAFGGGTKVVIK
MAB-16-0009	53	AIQMTQSPSSLSASVGDRVTITCQASESIYSNLAWYQQKPGQAPKLLIYAASLLASGVPSRF SGSGSGTDYTLTISSLQPEDFATYYCQSASYSTGPDWTFGQGTKVVIK
MAB-16-0028	54	AIRMTQSPSSLSASVGDRVTITCQASQSIYIYLSWYQQKPGQAPKLLIYDASKLASGVPSRF SGSGSGTDFTLTISSLQPEDFATYYCQQGATTYNVDNVFGQGTKVVIK
MAB-16-0031	55	ELVMTQSPSSLSASVGDRVTITCQASENIGNGLAWYQQKPGQAPKLLIYGASTLASGVPS RFSGSGSGTDFTLTISSLQPEDFATYYCQCTYWNPDYIGGAFGGGTKVVIK
MAB-16-0043	56	AIQMTQSPSSLSASVGDRVTITCLASEDIYSGISWYQQKPGKAPKLLIYAASNLESGVPSRFS GSGSGTDYTLTISSLQPEDFATYYCLGGYSYSNTGPTFGQGTKVEIK
MAB-16-0049	57	DIVMTQSPSSLSASVGDRVTITCQASEDIYSNLAWFQQKPGQAPKLLIYGASTLASGVPSR FSGSGSGTEFTLTISSLQPEDFATYYCLGVCTDISTDDLYNAFGQGTKVVIK
MAB-16-0045	58	DIVMTQSPSSLSASVGDRVTITCQASEDIYSNLAWFQQKPGQAPKLLIYRASTLASGVPSR FSGSGSGTEFTLTISSLQPEDFATYYCLGVYTYSTDIHAFGGGTKVVIK
MAB-16-0040	59	ELVMTQSPSSLSASVGDRVTITCQASEDIYSNLAWFQQKPGQAPKLLIYDASTLASGVPSR FSGSGSGTEFTLTISSLQPEDFATYYCLGVYTHISADNAFGGGTKVEIK
MAB-16-0036	60	ALQMTQSPSSLSASVGDRVTITCQASENIYSSLAWYQQKPGQAPKLLIYDASDLASGVPSR FSGSGSGTDFTLTISSLQPEDFATYYCQQGYYSGGTDNDVFGGGTKVVIK
MAB-16-0046	61	NIVMTQSPSSLSASVGDRVTITCQSSQSVDGNNLLSWYQQKPGQAPKLLIYDASNLASGV PSRFSGSGSGTDFTLTISSLQPEDFATYYCQGSYYSSSWYNVFGQGTKVVIK
MAB-16-0030	62	DVQMTQSPSSLSASVGDRVTITCQASQSIYSFLSWYQQKPGQAPKLLIYAASDLESGVPSR FSGSGSGTDFTLTISSLQPEDFATYYCQCNYIIDYGAFGQGTKVVIK
MAB-16-0021	63	DIQMTQSPSSLSASVGDRVTITCQASQSIGYYLAWYQQKPGQAPKLLIYRASTLASGVPSR FSGSGSGTDFTLTISSLQPEDFATYYCQSYYNSDSDAFGQGTKVVIK
MAB-16-0019	64	AIVMTQSPSSLSASVGDRVTITCQASQTISINLAWYQQKPGQAPKLLIYYASTLASGVPSRF SGSGSGTDFTLTISSLQPEDFATYYCQQGYTEDNIDNTFGQGTKVVIK
MAB-16-0015	65	AIQMTQSPSSLSASVGDRVTITCQASQNIYSNLAWYQQKPGQAPKLLIYAASLLASGVPSR FSGSGSGTDYTLTISSLQPEDFATYYCQGAVYSGNTEWAFGQGTKVVIK
MAB-16-0027	66	DIVMTQSPSSLSASVGDRVTITCQASQSVYNSNHLSWYQQKPGQAPKLLIYSASTLASGVP SRFSGSGSGTDFTLTISSLQPEDFATYYCQGEFSCVSADCIAFGGGTKVVIK
MAB-16-0048	67	DVVMTQSPSSLSASVGDRVTITCQASQSISSYLSWYQQKPGQAPKLLIYGASNLASGVPSR FSGSGSGTDFTLTISSLQPEDFATYYCQCTYYDNNYGGAFGGGTKVEIK
MAB-16-0041	68	DIVMTQSPSSLSASVGDRVTITCQASESISANYWSWYQQKPGQAPKLLIYGASTLASGVPS RFSGSGSGTDFTLTISSLQPEDFATYFCQSWYYSGSGSYHSWAFGQGTKVVIK

mAB name		SEQ ID NO.	CDR-H1	SEQ ID NO.	CDR-H2	SEQ ID NO.	CDR-H3
MAB-15-0139	MAB-16-0004	69	SSYWIC	86	CIYTGSGGTYYASWEKG	103	DPGYSSWL
MAB-15-0106	MAB-16-0009	70	SSHYMC	87	CIYAGSSGNTYYANWAKG	104	VDASSSGSWDL
MAB-15-0108	MAB-16-0028	71	SYAMG	88	VITSSATTYYASWAKG	105	GGPGYSTNTHYAFDP
MAB-15-0110	MAB-16-0031	72	NYAMG	89	VISSDGFFYDASWAKG	106	DRGTSTGSLDL
MAB-15-0117	MAB-16-0043	73	SYYMS	90	IISGSASTYYATWAKG	107	THYAAVAGYGYASRLDL
MAB-15-0121	MAB-16-0049	74	SNYWIC	91	CIYTSTGNTWYASWAKG	108	DLLVVTSFNL
MAB-15-0140	MAB-16-0045	75	SSYYMC	92	CIYAGSSGVTYYASWAKG	109	ETDGNYFNL
MAB-15-0115	MAB-16-0040	76	TSYWRC	93	CIYAGSGDVTYYANWVNG	110	GVGFGYFNL
MAB-15-0125	MAB-16-0036	77	SYYYMC	94	CIFIGYGDVTWYASWAKG	111	ALGSSGYRVNL
MAB-15-0119	MAB-16-0046	78	SYWMS	95	MIYGSGYTYYASWAKG	112	DPQYFIL
MAB-15-0109	MAB-16-0030	79	SYDMS	96	TIYIGGTTAYASWPKG	113	LQGANYYNSLAL
MAB-15-0097	MAB-16-0021	80	SNYYMC	97	CIYTNSGNTWSASWAKG	114	DLNYPDTSNL
MAB-15-0135	MAB-16-0019	81	FGYYMC	98	CIYGDSSDTLYANWAKG	115	YPGGSYYNL
MAB-15-0133	MAB-16-0015	82	STYYMC	99	CIYAGSSGSTYYASWAKG	116	VDGSSSGSWDL
MAB-15-0107	MAB-16-0027	83	SSDFMC	100	CIYAGSSVSIYYATWAKG	117	STGSVGRGFNL

MAB-15-0128	**MAB-16-0048**	84	SIYYMC	101	CIYTGNSDFTYYANWAKG	118	FRDDYASLKL
MAB-15-0116	**MAB-16-0041**	85	SGYDMC	102	CIYTGSGSTYYANWAKG	119	NSNDWMYFNL

mAB name		**SEQ ID NO.**	**CDR-L1**	**SEQ ID NO.**	**CDR-L2**	**SEQ ID NO.**	**CDR-L3**
MAB-15-0139	**MAB-16-0004**	120	QASESISNYLS	137	LASTLAS	154	QNWWVIEHNGAA
MAB-15-0106	**MAB-16-0009**	121	QASESIYSNLA	138	AASLLAS	155	QSASYSTGPDWT
MAB-15-0108	**MAB-16-0028**	122	QASQSIYIYLS	139	DASKLAS	156	QQGATTYNVDNV
MAB-15-0110	**MAB-16-0031**	123	QASENIGNGLA	140	GASTLAS	157	QCTYWNPDYIGGA
MAB-15-0117	**MAB-16-0043**	124	LASEDIYSGIS	141	AASNLES	158	LGGYSYSNTGPT
MAB-15-0121	**MAB-16-0049**	125	QASEDIYSNLA	142	GASTLAS	159	LGVCTDISTDDLYNA
MAB-15-0140	**MAB-16-0045**	126	QASEDIYSNLA	143	RASTLAS	160	LGVYTYSTDIHA
MAB-15-0115	**MAB-16-0040**	127	QASEDIYSNLA	144	DASTLAS	161	LGVYTHISADNA
MAB-15-0125	**MAB-16-0036**	128	QASENIYSSLA	145	DASDLAS	162	QQGYYSGGTDNDV
MAB-15-0119	**MAB-16-0046**	129	QSSQSVDGNNLLS	146	DASNLAS	163	QGSYYSSSWYNV
MAB-15-0109	**MAB-16-0030**	130	QASQSIYSFLS	147	AASDLES	164	QCNYIIDYGA
MAB-15-0097	**MAB-16-0021**	131	QASQSIGYYLA	148	RASTLAS	165	QSYYNSDSDA

MAB-15-0135	**MAB-16-0019**	132	QASQTISINLA	149	YASTLAS	166	QQGYTEDNIDNT
MAB-15-0133	**MAB-16-0015**	133	QASQNIYSNLA	150	AASLLAS	167	QGAVYSGNTEWA
MAB-15-0107	**MAB-16-0027**	134	QASQSVYNSNHLS	151	SASTLAS	168	QGEFSCVSADCIA
MAB-15-0128	**MAB-16-0048**	135	QASQSISSYLS	152	GASNLAS	169	QCTYYDNNYGGA
MAB-15-0116	**MAB-16-0041**	136	QASESISANYWS	153	GASTLAS	170	QSWYYSGSGSYHSWA

SEQ ID NO.	**Constant region sequences (CR)**
171	RTVAAPSVFIFPPSDEQLKSGTASVVCLLNNFYPREAKVQWKVDNALQSGNSQESVTEQDSKDSTYSLSSTLTLSKADYEKHKVYACEVTHQGLSSPVTKSFNRGEC
172	ASTKGPSVFPLAPSSKSTSGGTAALGCLVKDYFPEPVTVSWNSGALTSGVHTFPAVLQSSGLYSLSSVVTVPSSSLGTQTYICNVNHKPSNTKVDKKVEPKSCDKTHTCPPCPAPEAAGGPSVFLFPPKPKDTLMISRTPEVTCVVVDVSHEDPEVKFNWYVDGVEVHNAKTKPREEQYNSTYRVVSVLTVLHQDWLNGKEYKCKVSNKALPAPIEKTISKAKGQPREPQVYTLPPSREEMTKNQVSLTCLVKGFYPSDIAVEWESNGQPENNYKTTPPVLDSDGSFFLYSKLTVDKSRWQQGNVFSCSVMHEALHNHYTQKSLSLSPG

mAB name	**SEQ ID NO.**	**Complete Heavy-chain VR seq**
MAB-16-0150	173	EVQLLESGGRLVQPGTSLRLSCAVSGIDLSSYAMGWVRQAPGKGLEYVGVITSSATTYYASWAKGRFTISKTSSKNTLYLQMNSLRAEDTAVYFCARGGPGYSTNTHYAFDPWGQGTLVTVSS

mAB name	**SEQ ID NO.**	**Complete light-chain VR seq**
MAB-16-0149	174	DVQMTQSPSSLSASVGDRVTITCQASQSIYSFLSWYQQKPGQAPKLLIYAASDLESGVPSRFSGSGSGTDFTLTISSLQPEDFATYYCQSNYIIDYGAFGQGTKVVIK
		CDR-L3
MAB-16-0149	175	QSNYIIDYGA

mAB name	CDR-H1 SEQ ID NO.	CDR-H2 SEQ ID NO.	CDR-H3 SEQ ID NO.	CDR-L1 SEQ ID NO.	CDR-L2 SEQ ID NO.	CDR-L3 SEQ ID NO.	VH SEQ ID NO.	VL SEQ ID NO.
MAB-16-0150	71	88	105	122	139	156	173	54
MAB-16-0149	79	96	113	130	147	175	28	174

Fig.2: Human IL-1R3 ELISA

Antibody ID	huIL1RaP ELISA EC50 [ng/ml]
MAB-16-0015	1,6
MAB-16-0019	28,1
MAB-16-0021	20,8
MAB-16-0004	8,0
MAB-16-0009	4,9
MAB-16-0027	5,3
MAB-16-0030	4,5
MAB-16-0040	6,6
MAB-16-0043	13,2
MAB-16-0046	7,4
MAB-16-0049	20,6
MAB-16-0028	6,0
MAB-16-0031	8,2
MAB-16-0041	15,2
MAB-16-0036	5,9
MAB-16-0045	28,4
MAB-16-0048	7,4
Reference AF676	79,6

Fig.3: HEK293 reporter assay

Antibody ID	HEK reporter assay (IL1b) EC50 [ng/ml]
MAB-16-0015	27,3
MAB-16-0019	2,5
MAB-16-0021	33,0
MAB-16-0004	67,1
MAB-16-0009	18,2
MAB-16-0027	37,3
MAB-16-0030	8,7

MAB-16-0040	9,4
MAB-16-0043	27,0
MAB-16-0046	6,1
MAB-16-0049	42,6
MAB-16-0028	5,1
MAB-16-0031	23,3
MAB-16-0041	0,1
MAB-16-0036	9,5
MAB-16-0045	90,2
MAB-16-0048	16,3
Reference AF676	234

Fig. 4: NFkB luciferase reporter assay using an A549 stable cell line

Antibody ID	Signosis NFkB A549 (IL-1b) EC50 [ng/ml]
MAB-16-0015	+
MAB-16-0019	++
MAB-16-0021	+
MAB-16-0004	++
MAB-16-0009	+++
MAB-16-0027	++
MAB-16-0030	+++
MAB-16-0040	+
MAB-16-0043	+
MAB-16-0046	+++
MAB-16-0049	+
MAB-16-0028	+++
MAB-16-0031	+
MAB-16-0041	+
MAB-16-0036	+++
MAB-16-0045	+
MAB-16-0048	+
Reference AF676	+

Fig. 5: Cell binding analysis: Binding to IL-1R3 expressing cells

	NIH-3T3	A549	HEK-293	SK-MEL-30
Antibody	**MFI – fold over isotype control**			
MAB-16-0019	1,2	2,7	3,6	79,0
MAB-16-0030	0,9	2,4	2,8	69,7

MAB-16-0040	1,0	2,6	3,0	73,7
MAB-16-0036	1,1	2,0	3,0	70,6
MAB-16-0149	1,1	2,4	3,4	77,7
MAB-16-0150	1,1	3,2	4,8	87,1

Fig. 6: Cell binding analysis: Cell binding on human-IL-1R3 high expressing cell line SK-MEL-30

Antibody	**EC50 (ng/mL)**
MAB-16-0030	307
MAB-16-0149	306

Fig. 7: Human-IL-1R3 biochemical ELISA

Antibody	**EC50 (ng/mL)**
MAB-16-0149	16,3
MAB-16-0150	29,1

Fig. 8: Inhibition of human IL-1a and IL-1b mediated NfKB signaling in A549-NFkB-RE-Luc cells

	Stimulated with hIL-1a	**Stimulated with hIL-1b**
Antibody	**EC50 (ng/mL)**	**EC50 (ng/mL)**
MAB-16-0019	56	140
MAB-16-0030	156	149
MAB-16-0040	969	636
MAB-16-0036	199	25
MAB-16-0149	167	109
MAB-16-0150	211	11
AF676	3134	919

Fig. 9: IL-1α and IL-1β functional neutralization assay - Inhibition of human IL-1a and IL-1b mediated IL-6 release by A-549 cells

	Stimulated with hIL-1a	Stimulated with hIL-1b
Antibody	**EC50 (ng/mL)**	**EC50 (ng/mL)**
MAB-16-0019	546	180
MAB-16-0030	361	346
MAB-16-0040	2246	234
MAB-16-0036	378	253
MAB-16-0149	266	108
MAB-16-0150	1464	313
AF676	>10000	>10000

Fig. 10: IL-33 functional neutralization assay - Inhibition of human IL-33 mediated NfkB-signaling in HEK-Blue-IL33™ cells

	Stimulated with hIL33
Antibody	**EC50 (ng/mL)**
MAB-16-0019	376
MAB-16-0030	909
MAB-16-0040	17195
MAB-16-0036	426
MAB-16-0149	432
MAB-16-0150	2115
AF676	26114

Fig. 11: IL-36 functional neutralization assay - Inhibition of human IL-36 mediated NfkB-signaling in HEK-293/17-IF cells

	Stimulated with hIL36
Antibody	**EC50 (ng/mL)**
MAB-16-0019	11
MAB-16-0030	13
MAB-16-0040	42
MAB-16-0036	14
MAB-16-0149	18
MAB-16-0150	13
AF676	502

Fig. 12: Neutralization of IL-1a, IL-33 and IL-36a - Neutralization of IL-1a, IL-33 and IL-36a mediated cellular cytokine release by IL-1Ra and MAB-16-0030

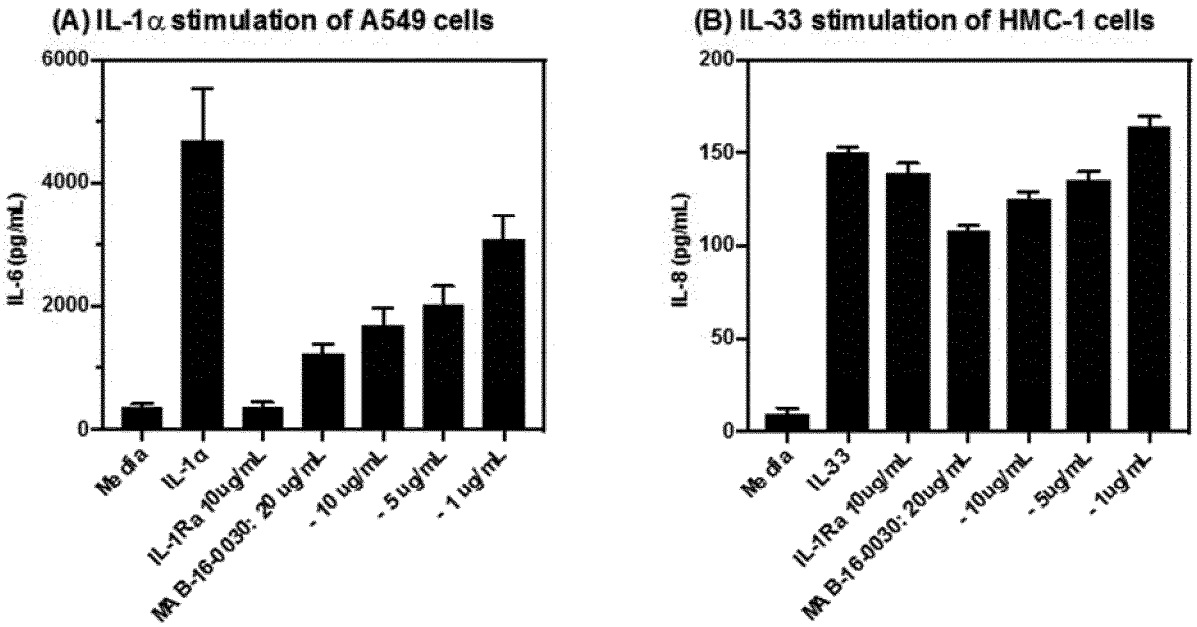

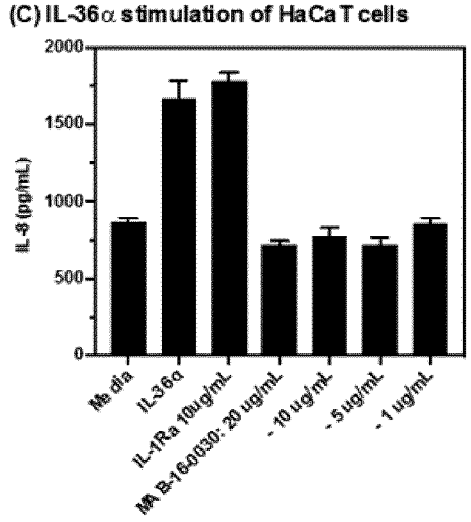

Fig. 13: Viability and IL-6 release of unstimulated PBMC treated with humanized anti-IL-1R3 IgG1-LALA antibody MAB-16-0030

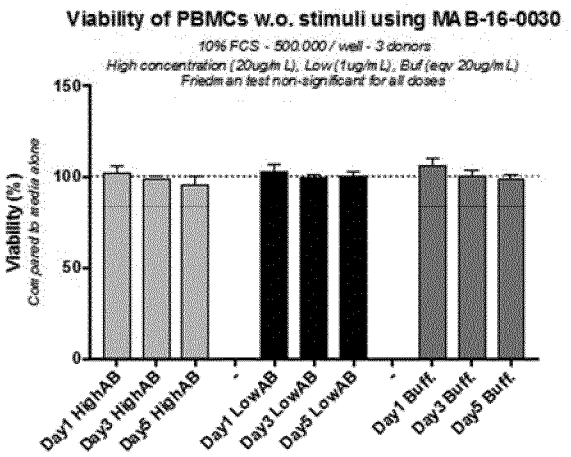

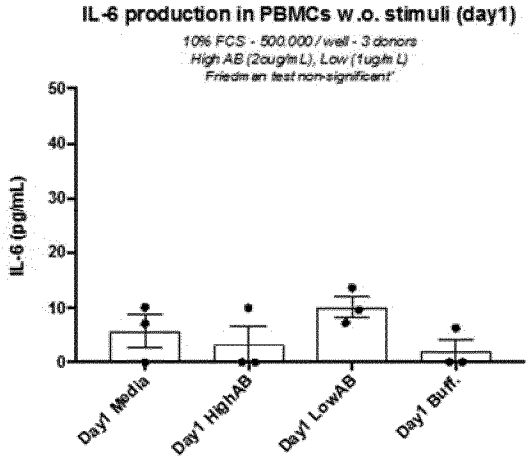

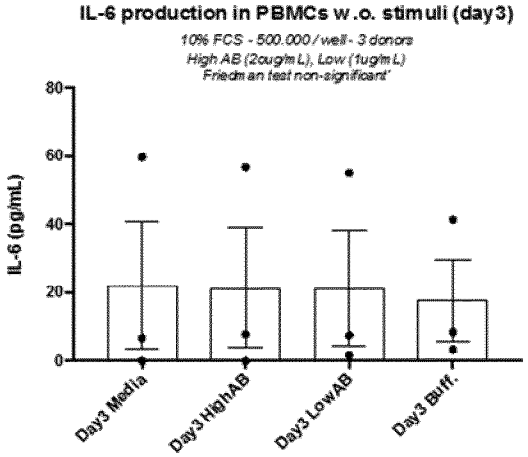

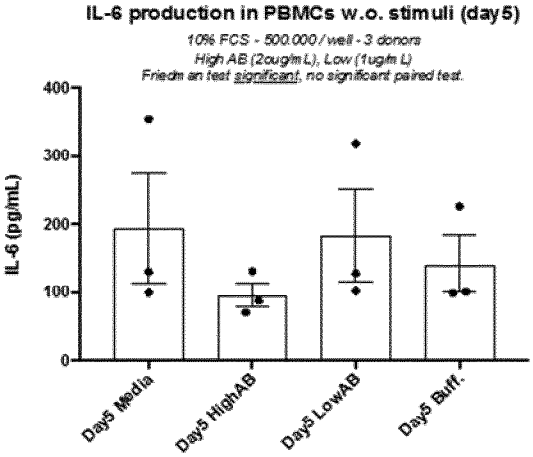

Fig. 14: Functional blockage of PBMCs activated with different stimuli

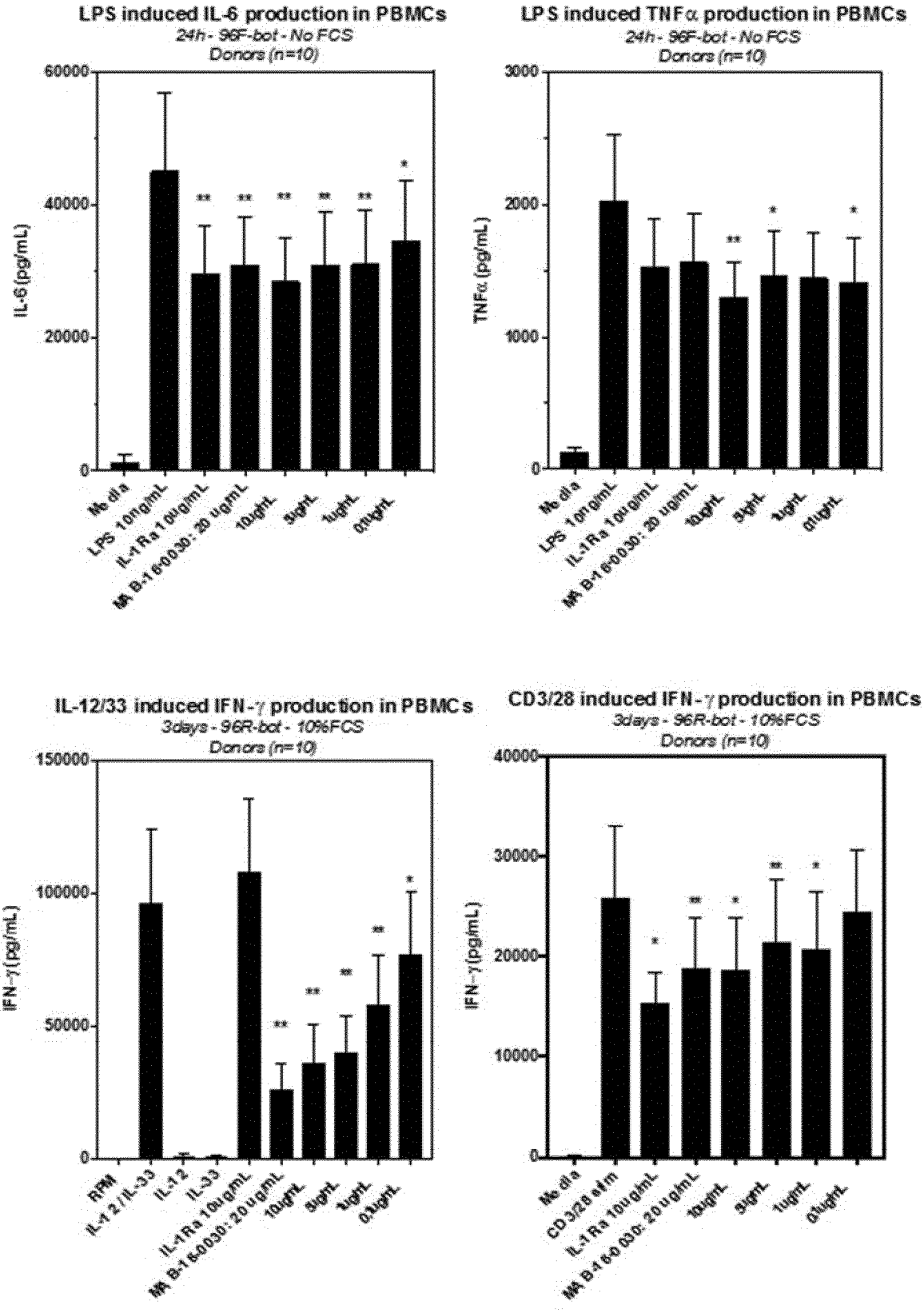

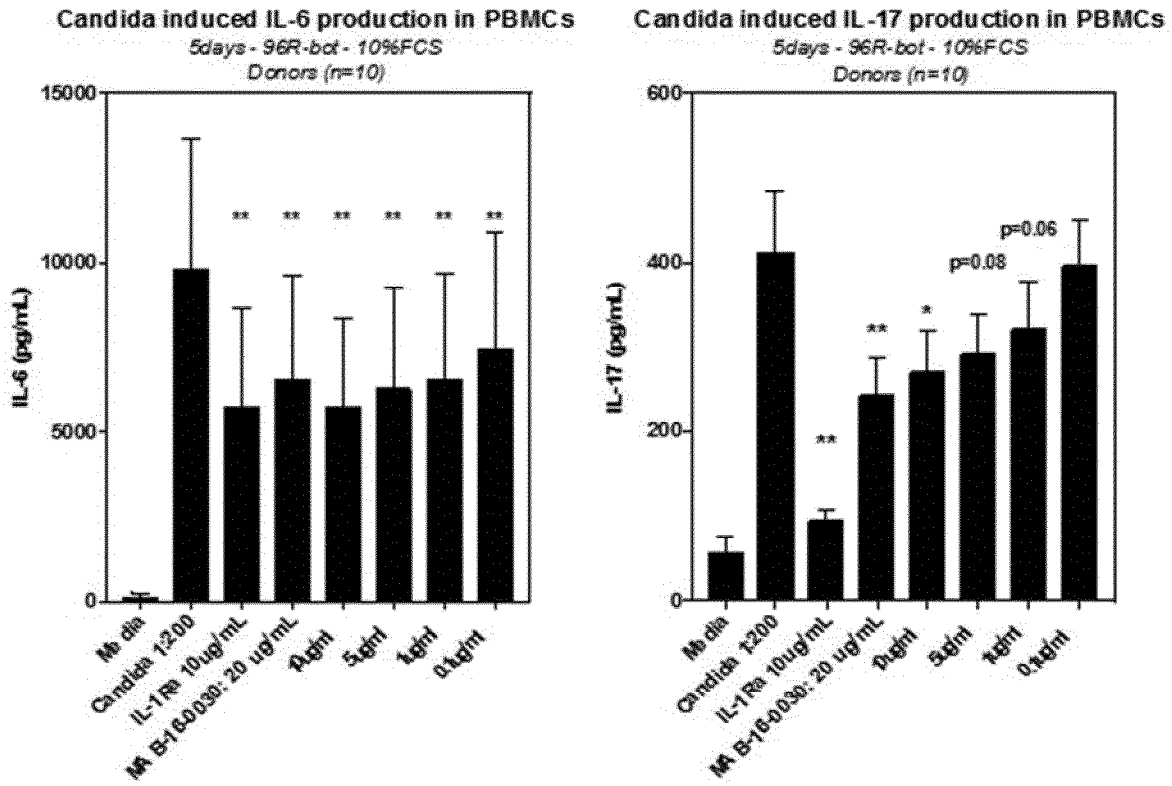

Fig. 15: Functional blockage of immune cells in whole blood activated with *Candida albicans*

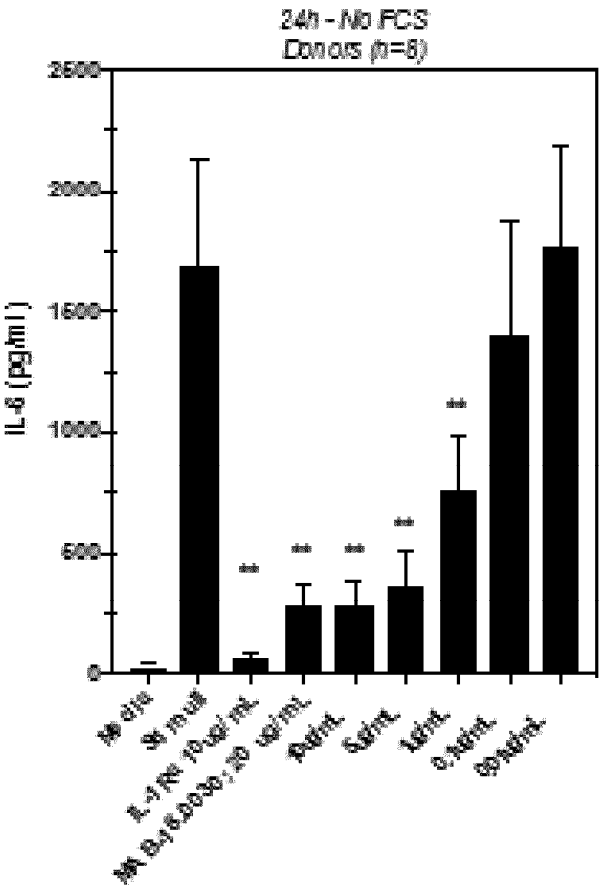

Fig. 16: Blockage of cytokine release in Mixed Lymphocyte Reactions (MLR)

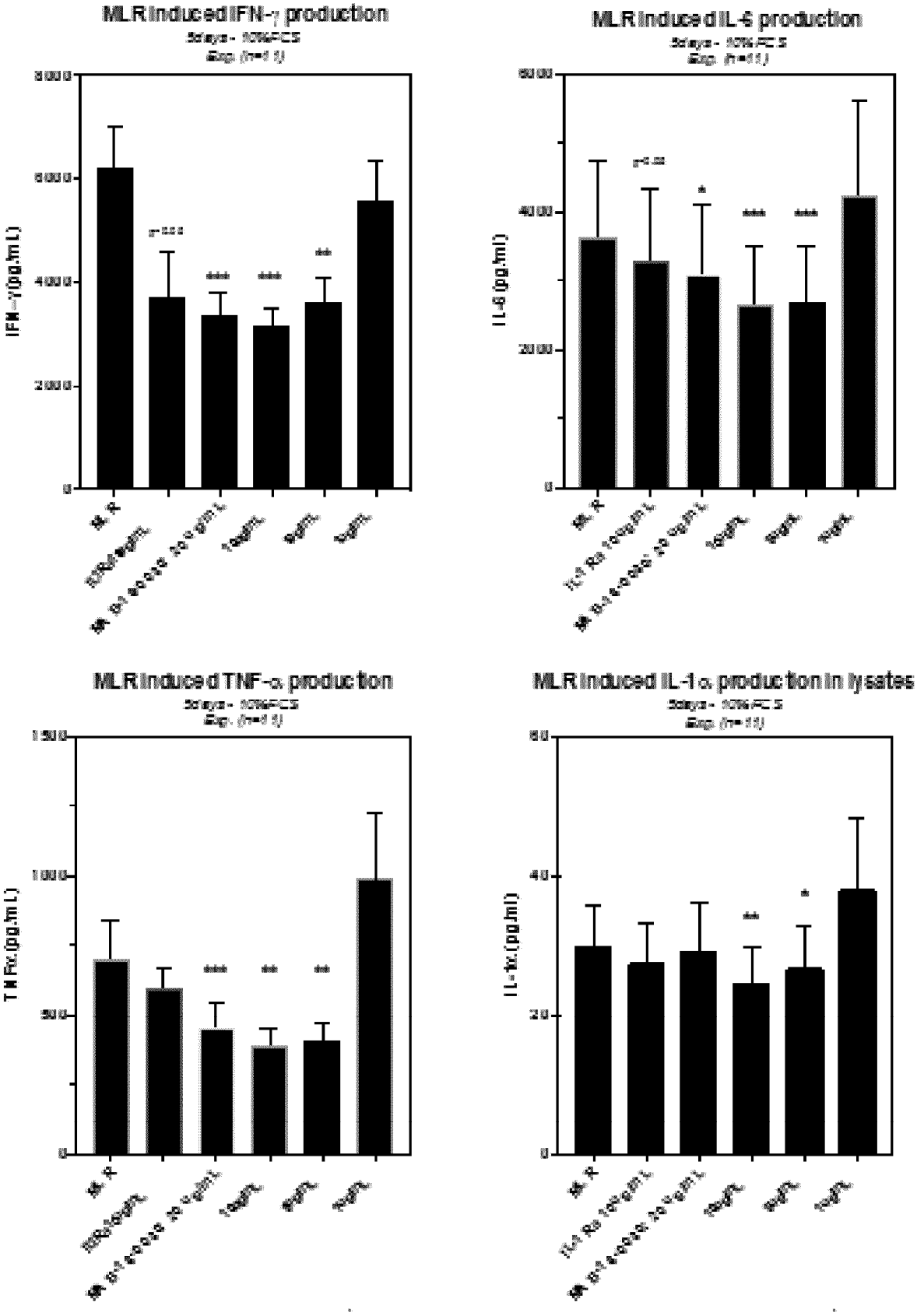

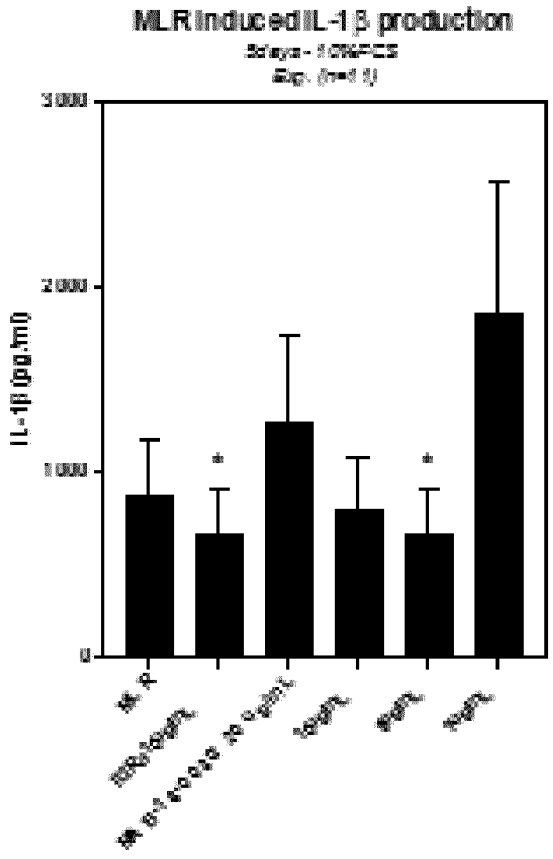
MLR induced IL-1β production
5days - 10%FCS
Exp. (n=11)
IL-1β (pg/ml)
3000
2000
1000
0
*
*

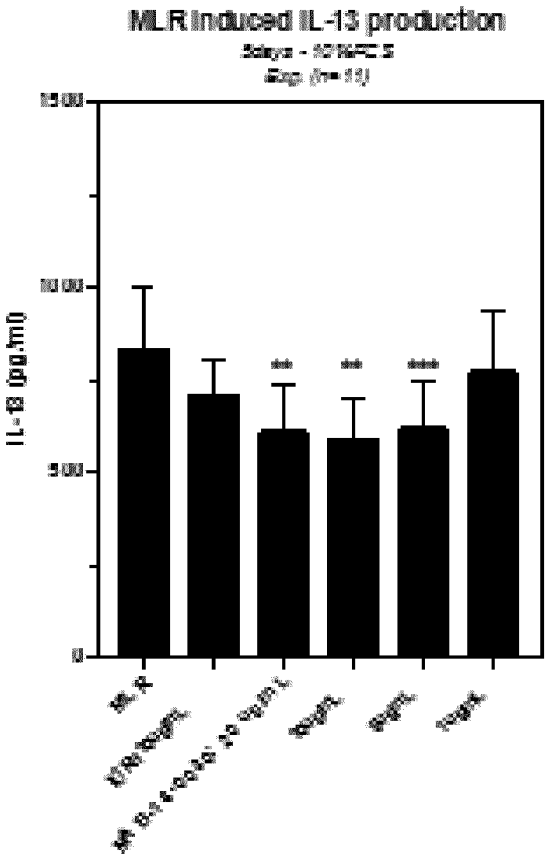
MLR induced IL-13 production
5days - 10%FCS
Exp. (n=11)
IL-13 (pg/ml)
1500
1000
500
0
**
**
***

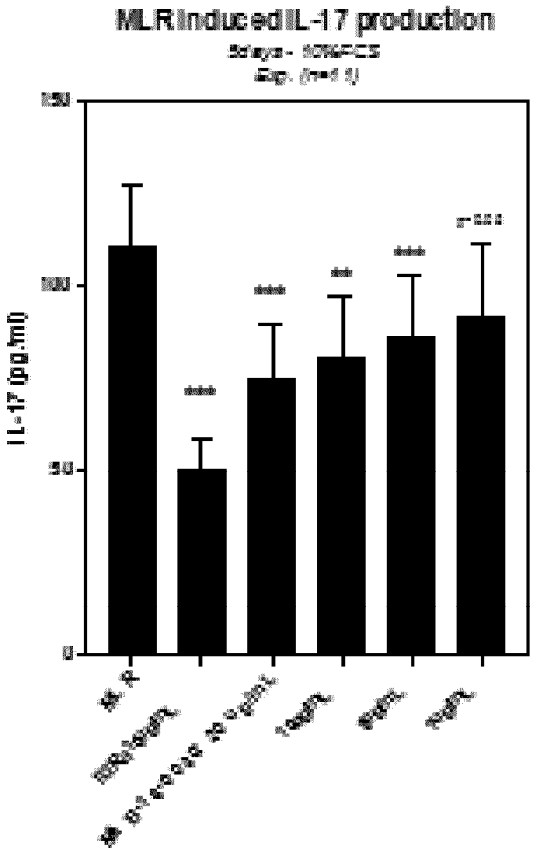
MLR induced IL-17 production
5days - 10%FCS
Exp. (n=11)
IL-17 (pg/ml)
150
100
50
0
***
***
**
***

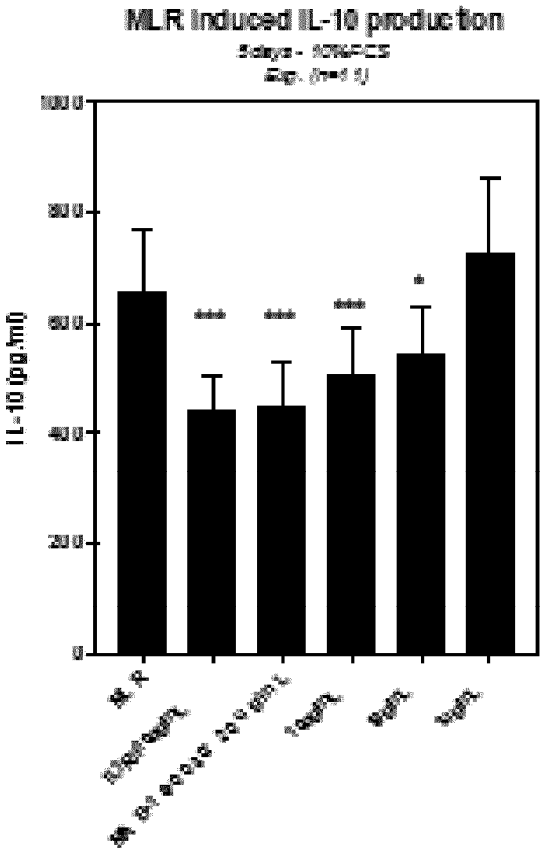
MLR induced IL-10 production
5days - 10%FCS
Exp. (n=11)
IL-10 (pg/ml)
1000
800
600
400
200
0
***
***
***
*