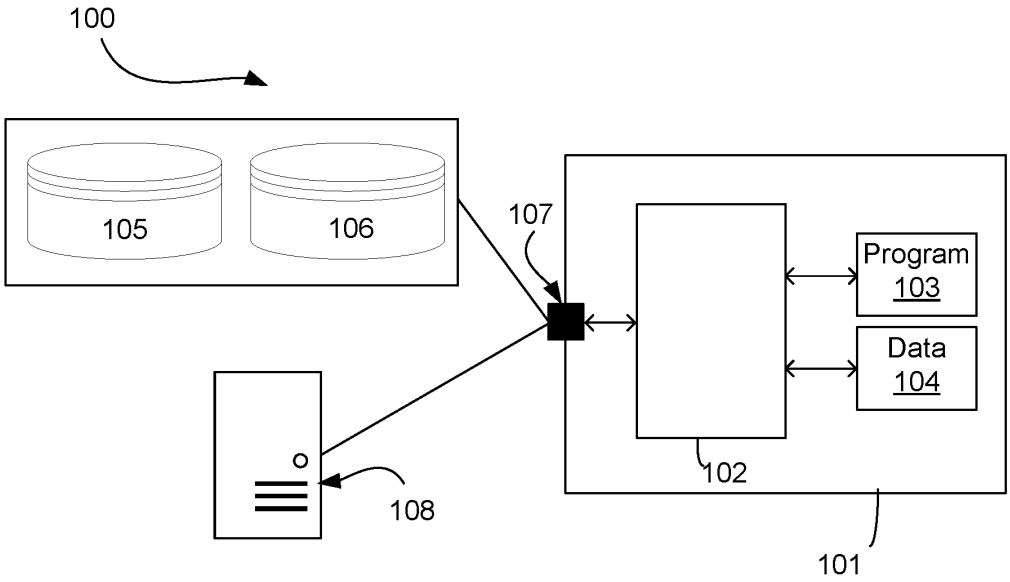
100
105
106
107
Program
103
Data
104
102
108
101

Fig. 1

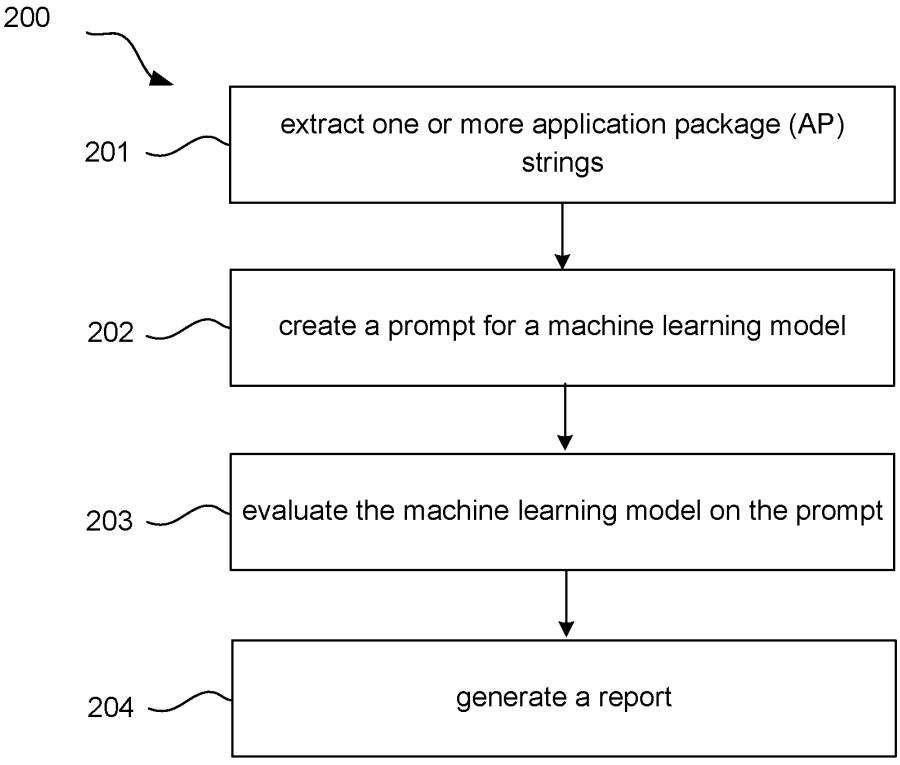
200
201
extract one or more application package (AP) strings
202
create a prompt for a machine learning model
203
evaluate the machine learning model on the prompt
204
generate a report

Fig. 2

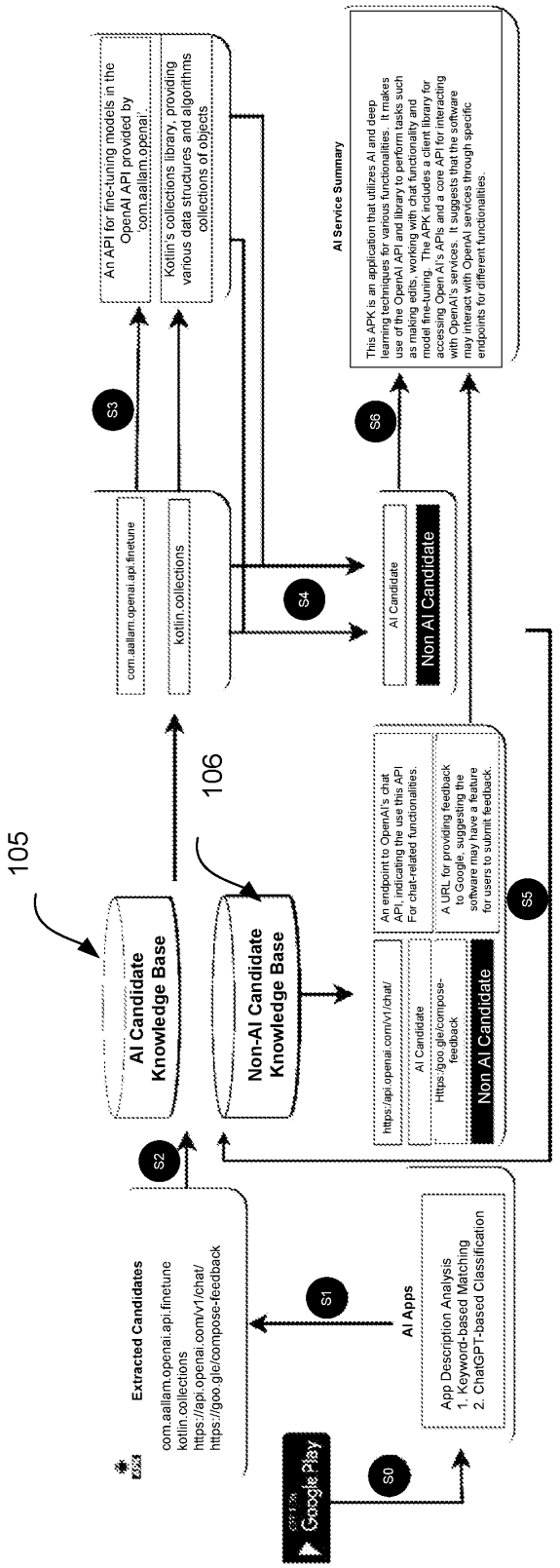
105
106
AI Candidate Knowledge Base
Non-AI Candidate Knowledge Base
Extracted Candidates
com.aallam.openai.api.finetune
kotlin.collections
https://api.openai.com/v1/chat/
https://goo.gle/compose-feedback
AI Apps
App Description Analysis
1. Keyword-based Matching
2. ChatGPT-based Classification
Google Play
S0
S1
S2
S3
S4
S5
S6
com.aallam.openai.api.finetune
kotlin.collections
An API for fine-tuning models in the OpenAI API provided by 'com.aallam.openai'.
Kotlin's collections library, providing various data structures and algorithms collections of objects
AI Candidate
Non AI Candidate
AI Service Summary
This APK is an application that utilizes AI and deep learning techniques for various functionalities. It makes use of the OpenAI API and library to perform tasks such as making edits, working with chat functionality and model fine-tuning. The APK includes a client library for accessing Open AI's APIs and a core API for interacting with OpenAI's services. It suggests that the software may interact with OpenAI services through specific endpoints for different functionalities.
https://api.openai.com/v1/chat/
AI Candidate
Https://goo.gle/compose-feedback
Non AI Candidate
An endpoint to OpenAI's chat API, indicating the use this API For chat-related functionalities.
A URL for providing feedback to Google, suggesting the software may have a feature for users to submit feedback.

Fig. 3

Prompt Design

System: You are a helpful assistant to answer queries related to utilizing APIs, libraries, and some specific files.

Step 0 — AI App Filter

Task: Analyze the app's description and determine if potential AI services are provided by the app.
Input: {Input}
Output: {Output}

Step 3 — AI Capability Analysis

Task: Analyze functionalities of a list of {Candidate Type}.
Input: {Few-shot Examples}
Output: {Few-shot Examples}
Input: {Input}
Output: {Output}

Step 4 — AI Candidate Detection

Task: Detect relevance to AI of {Candidate Type}.
Input: {Few-shot Examples with Descriptions}
Output: {Few-shot Examples of AI Relevance}
Input: {Input}
Output: {Output}

Step 6 — AI Service Summarization

Task: Based on the given AI candidates, summarize the overall AI service provided by this app.
Input: {Few-shot Examples with Descriptions}
Output: {Few-shot Examples of AI Relevance}
Input: {Input}
Output: {Output}

Fig. 4

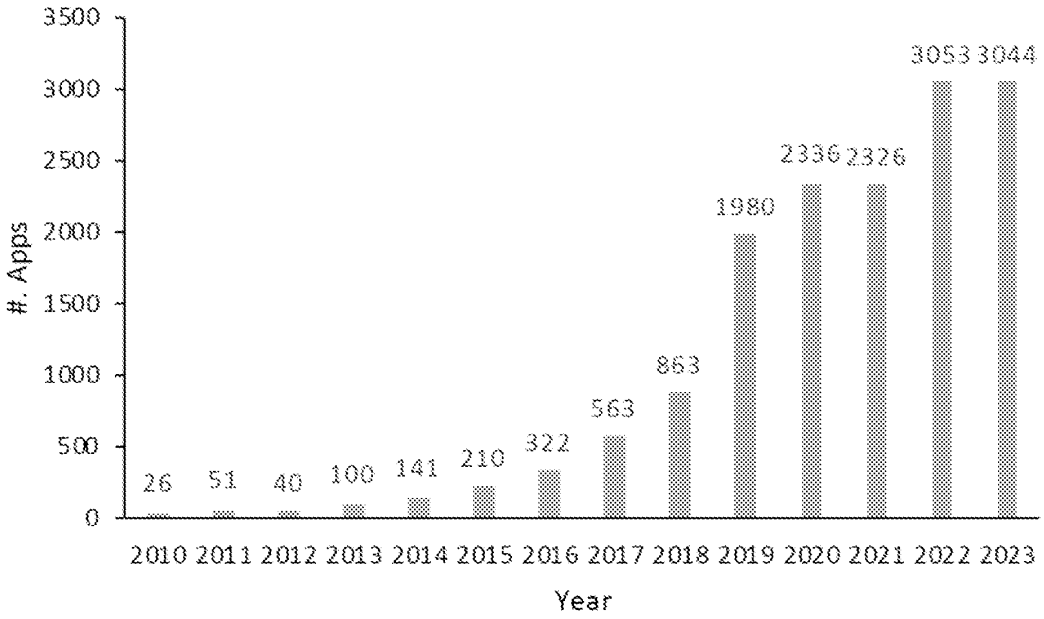

Fig. 5

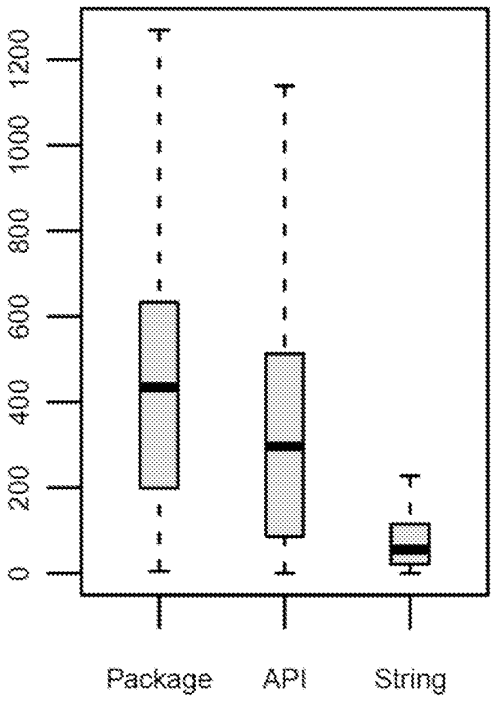

Fig. 6a

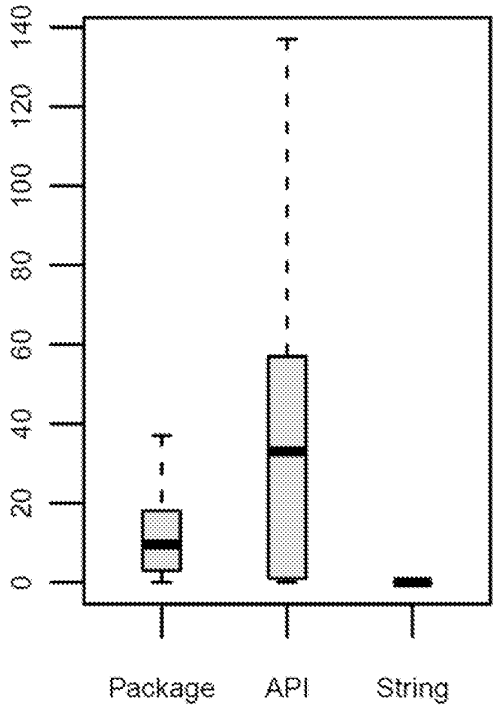

Fig. 6b

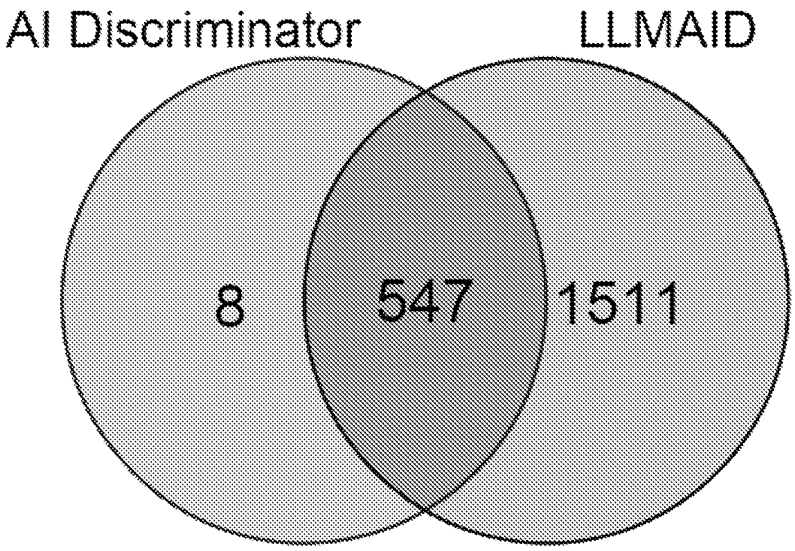
AI Discriminator
LLMAID
8
547
1511

Fig. 7

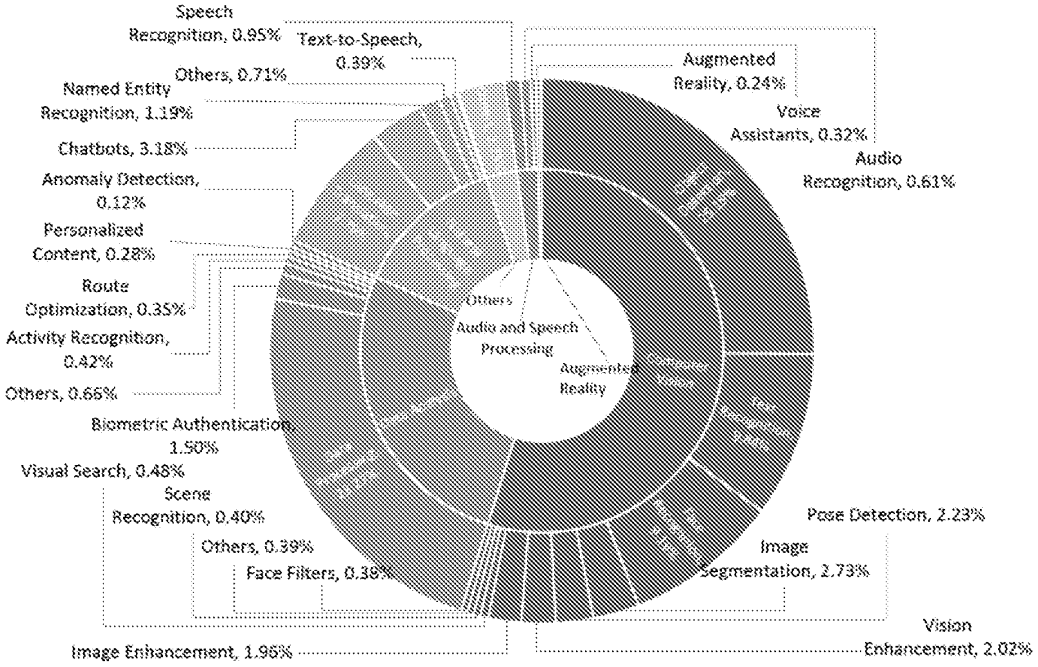
Speech Recognition, 0.95%
Text-to-Speech, 0.39%
Others, 0.71%
Named Entity Recognition, 1.19%
Chatbots, 3.18%
Anomaly Detection, 0.12%
Personalized Content, 0.28%
Route Optimization, 0.35%
Activity Recognition, 0.42%
Others, 0.66%
Biometric Authentication, 1.50%
Visual Search, 0.48%
Scene Recognition, 0.40%
Others, 0.39%
Face Filters, 0.38%
Image Enhancement, 1.96%
Augmented Reality, 0.24%
Voice Assistants, 0.32%
Audio Recognition, 0.61%
Pose Detection, 2.23%
Image Segmentation, 2.73%
Vision Enhancement, 2.02%
Others
Audio and Speech Processing
Augmented Reality

Fig. 8