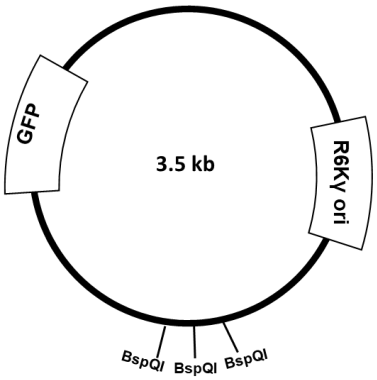

FIG. 1a

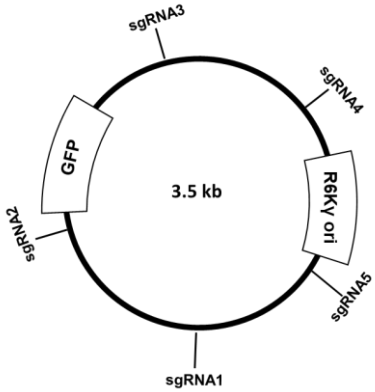

FIG. 1b

FIG. 1

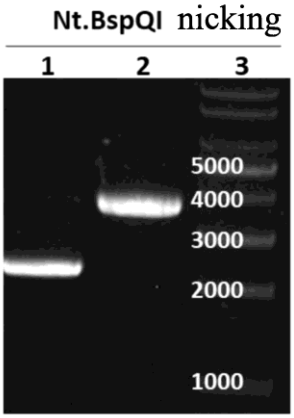

1. FIG. 1a-parent plasmid
2. FIG. 1a-parent plasmid-nicked DNA
3. **Kb Ladder Marker**

FIG. 2

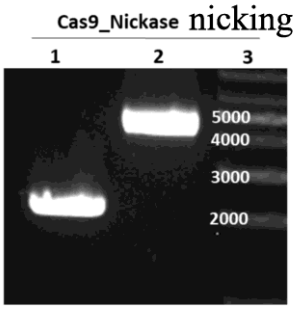

1. FIG. 1b-parent plasmid
2. FIG. 1b-parent plasmid-nicked DNA
3. **Kb Ladder Marker**

FIG. 3