chemoimmunotherapies. These chemoimmunotherapies, however, tend to be used with the goal of palliation rather than long-term survival. Recently approved treatments for the R/R DLBCL setting include CAR-T therapies and polatuzumab vedotin-piiq in combination with bendamustine and rituximab.

[0006] Approximately half of patients with relapsed DLBCL fail to respond to second-line therapy because of refractory disease (Gisselbrecht *et al*., (2010) J Clin Oncol, 28:4184-4190). Patients who either relapse after or are ineligible for stem cell transplantation because of refractory disease or frailty have poor outcomes. In addition, a significant number of relapsed/refractory patients are ineligible for aggressive therapy because of age, comorbidities, or other factors. While salvage therapies for relapsed or refractory DLBCL have shown encouraging results with respect to rates of response to therapy, long term survival of patients with relapsed or refractory DLBCL remains limited (Lopez *et al*., (2007) European J of Haematology 80:127-32; Gnaoui *et al*., (2007) Ann Oncol 18:1363-68; Mounier *et al*., (2013) Haematologica 98(11)1726-31). Thus, there is a need in the art for new therapeutic approaches in patients with relapsed or refractory DLBCL.

[0007] All references cited herein, including patent applications and publications, are hereby incorporated by reference in their entirety.

SUMMARY

[0007a] In an aspect of the present disclosure, there is provided a use of an immunoconjugate in the manufacture of a medicament for treating diffuse large B-cell lymphoma (DLBCL) in a human in need thereof, wherein the following are to be administered to the human:
(a) the immunoconjugate, wherein the immunoconjugate comprises the formula

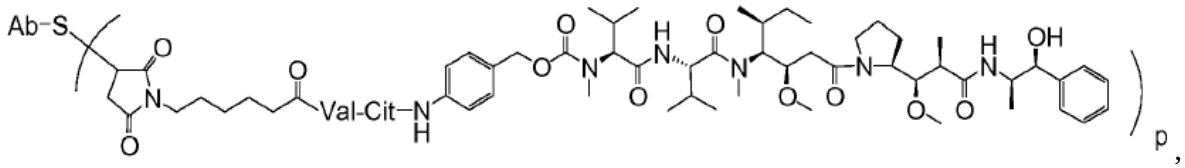

wherein Ab is an anti-CD79b antibody comprising (i) an HVR-H1 comprising the amino acid sequence of SEQ ID NO: 21; (ii) an HVR-H2 comprising the amino acid sequence of SEQ ID NO: 22; (iii) an HVR-H3 comprising the amino acid sequence of SEQ ID NO: 23; (iv) an HVR-L1 comprising the amino acid sequence of SEQ ID NO: 24; (v) an HVR-L2 comprising the amino acid sequence of SEQ ID NO: 25; and (vi) an HVR-L3 comprising the amino acid sequence of SEQ ID NO: 26, and

wherein p is between 1 and 8;

(b) rituximab,

(c) gemcitabine, and

(d) oxaliplatin.

[0007b] In another aspect of the present disclosure, there is provided a use of an immunoconjugate in the manufacture of a medicament for treating diffuse large B-cell lymphoma (DLBCL) in a human in need thereof, wherein the following are to be administered to the human:

(a) the immunoconjugate, wherein the immunoconjugate comprises the formula

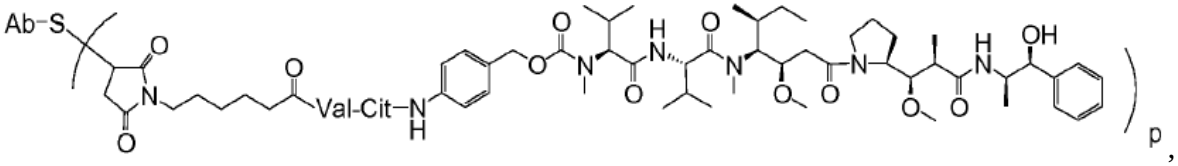

wherein Ab is an anti-CD79b antibody comprising (i) a heavy chain comprising the amino acid sequence of SEQ ID NO: 36 and (ii) a light chain comprising the amino acid sequence of SEQ ID NO: 35,

and wherein p is between 2 and 5,

(b) rituximab,

(c) gemcitabine, and

(d) oxaliplatin;

wherein the immunoconjugate, the rituximab, the gemcitabine, and the oxaliplatin are to be administered for at least one 21-day cycle, wherein during each cycle the immunoconjugate is to be administered at a dose of about 1.8 mg/kg, the rituximab is to be administered at a dose of about 375 mg/m^2, the gemcitabine is to be administered at a dose of about 1000 mg/m^2, and the oxaliplatin is to be administered at a dose of about 100 mg/m^2; and

wherein the immunoconjugate and the rituximab are to be administered intravenously on Day 1 of each 21-day cycle, and wherein the gemcitabine and the oxaliplatin are to be administered intravenously on Day 2 of each 21-day cycle.

[0007c] In a further aspect of the present disclosure, there is provided a use of an immunoconjugate in the manufacture of a medicament for treating diffuse large B-cell lymphoma (DLBCL) in a human in need thereof, wherein the following are to be administered to the human:

(a) the immunoconjugate, wherein the immunoconjugate comprises the formula

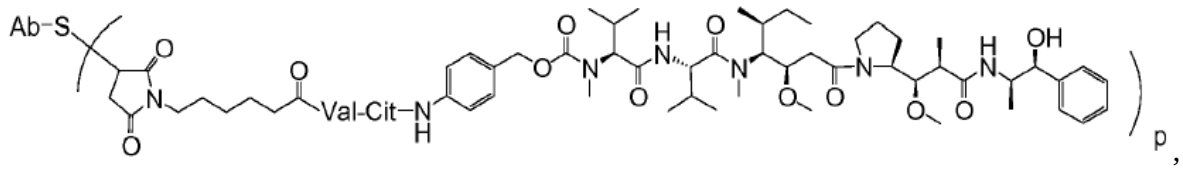

wherein Ab is an anti-CD79b antibody comprising (i) an HVR-H1 comprising the amino acid sequence of SEQ ID NO: 21; (ii) an HVR-H2 comprising the amino acid sequence of SEQ ID NO: 22; (iii) an HVR-H3 comprising the amino acid sequence of SEQ ID NO: 23; (iv) an HVR-L1 comprising the amino acid sequence of SEQ ID NO: 24; (v) an HVR-L2 comprising the amino acid sequence of SEQ ID NO: 25; and (vi) an HVR-L3 comprising the amino acid sequence of SEQ ID NO: 26, and

wherein p is between 1 and 8,

(b) rituximab,

(c) gemcitabine, and

(d) oxaliplatin;

wherein administration of the immunoconjugate, the rituximab, the gemcitabine, and the oxaliplatin does not result in peripheral neuropathy of Grade 3 or greater that does not resolve to Grade 1 or lower within 14 days.

[0007d] In another aspect of the present disclosure, there is provided a use of an immunoconjugate in the manufacture of a medicament for treating diffuse large B-cell lymphoma (DLBCL) in a human in need thereof, wherein the following are to be administered to the human:

(a) the immunoconjugate, wherein the immunoconjugate comprises the formula

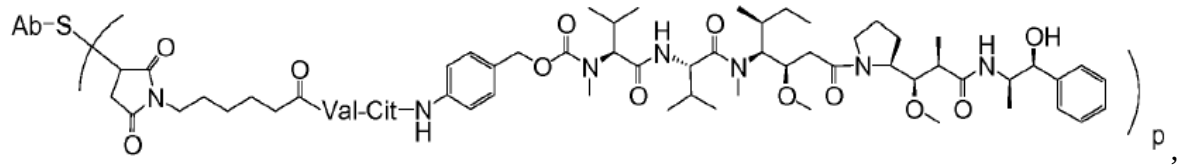

wherein Ab is an anti-CD79b antibody comprising (i) an HVR-H1 comprising the amino acid sequence of SEQ ID NO: 21; (ii) an HVR-H2 comprising the amino acid sequence of SEQ ID NO: 22; (iii) an HVR-H3 comprising the amino acid sequence of SEQ ID NO: 23; (iv) an HVR-L1 comprising the amino acid sequence of SEQ ID NO: 24; (v) an HVR-L2 comprising the amino acid sequence of SEQ ID NO: 25; and (vi) an HVR-L3 comprising the amino acid sequence of SEQ ID NO: 26, and

wherein p is between 1 and 8,

(b) rituximab,

(c) gemcitabine, and

(d) oxaliplatin;

wherein administration of the immunoconjugate, the rituximab, the gemcitabine, and the oxaliplatin to a plurality of humans results in 33% or fewer of the humans in the plurality experiencing peripheral neuropathy of Grade 3 or greater that does not resolve to Grade 1 or lower within 14 days.

[0007e] In a further aspect of the present disclosure, there is provided a use of an immunoconjugate in the manufacture of a medicament for treating diffuse large B-cell lymphoma (DLBCL) in a human in need thereof, wherein the following are to be administered to the human:

(a) the immunoconjugate, wherein the immunoconjugate comprises the formula

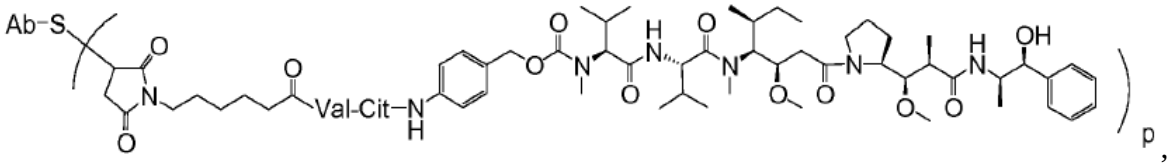

wherein Ab is an anti-CD79b antibody comprising (i) a heavy chain comprising the amino acid sequence of SEQ ID NO: 36 and (ii) a light chain comprising the amino acid sequence of SEQ ID NO: 35,

and wherein p is between 2 and 5,

(b) rituximab,

(c) gemcitabine, and

(d) oxaliplatin;

wherein the immunoconjugate, the rituximab, the gemcitabine, and the oxaliplatin are to be administered for at least one 21-day cycle, wherein during each cycle the immunoconjugate is to be administered at a dose of about 1.8 mg/kg, the rituximab is to be administered at a dose of about 375 mg/m^2, the gemcitabine is to be administered at a dose of about 1000 mg/m^2, and the oxaliplatin is to be administered at a dose of about 100 mg/m^2;

wherein the immunoconjugate and the rituximab are to be administered intravenously on Day 1 of each 21-day cycle, and wherein the gemcitabine and the oxaliplatin are to be administered intravenously on Day 2 of each 21-day cycle; and

wherein administration of the immunoconjugate, the rituximab, the gemcitabine, and the oxaliplatin does not result in peripheral neuropathy of Grade 3 or greater that does not resolve to Grade 1 or lower within 14 days.

[0007f] In another aspect of the present disclosure, there is provided a use of an immunoconjugate in the manufacture of a medicament for treating diffuse large B-cell lymphoma (DLBCL) in a human in need thereof, wherein the following are to be administered to the human:

(a) the immunoconjugate, wherein the immunoconjugate comprises the formula

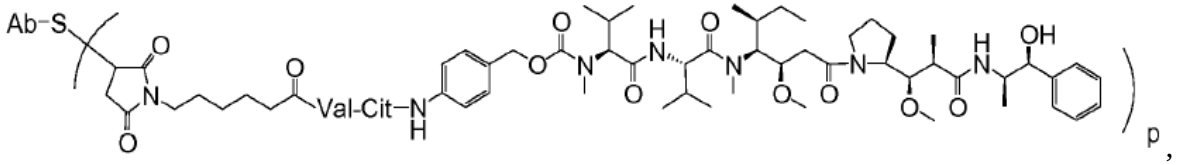

wherein Ab is an anti-CD79b antibody comprising (i) a heavy chain comprising the amino acid sequence of SEQ ID NO: 36 and (ii) a light chain comprising the amino acid sequence of SEQ ID NO: 35,

and wherein p is between 2 and 5,

(b) rituximab,

(c) gemcitabine, and

(d) oxaliplatin;

wherein the immunoconjugate, the rituximab, the gemcitabine, and the oxaliplatin are to be administered for at least one 21-day cycle, wherein during each cycle the immunoconjugate is to be administered at a dose of about 1.8 mg/kg, the rituximab is to be administered at a dose of about 375 mg/m^2, the gemcitabine is to be administered at a dose of about 1000 mg/m^2, and the oxaliplatin is to be administered at a dose of about 100 mg/m^2;

wherein the immunoconjugate and the rituximab are to be administered intravenously on Day 1 of each 21-day cycle, and wherein the gemcitabine and the oxaliplatin are to be administered intravenously on Day 2 of each 21-day cycle; and

wherein administration of the immunoconjugate, the rituximab, the gemcitabine, and the oxaliplatin to a plurality of humans results in 33% or fewer of the humans in the plurality experiencing peripheral neuropathy of Grade 3 or greater that does not resolve to Grade 1 or lower within 14 days.

[0007g] In a further aspect of the present disclosure, there is provided a kit comprising an immunoconjugate comprising the formula

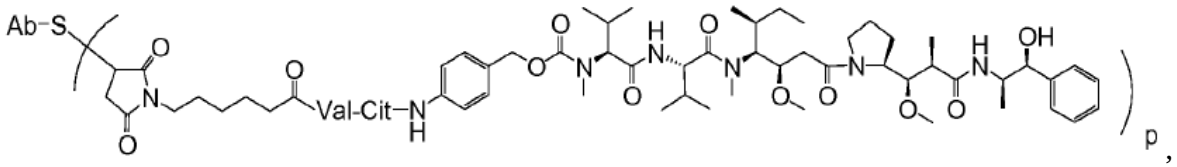

wherein Ab is an anti-CD79b antibody comprising (i) an HVR-H1 comprising the amino acid sequence of SEQ ID NO: 21; (ii) an HVR-H2 comprising the amino acid sequence of SEQ ID NO: 22; (iii) an HVR-H3 comprising the amino acid sequence of SEQ ID NO: 23; (iv) an HVR-L1 comprising the amino acid sequence of SEQ ID NO: 24; (v) an HVR-L2 comprising the amino acid sequence of SEQ ID NO: 25; and (vi) an HVR-L3 comprising the amino acid sequence of SEQ ID NO:26, and

wherein p is between 1 and 8,

for use in combination with rituximab, gemcitabine, and oxaliplatin for treating a human in need thereof having diffuse large B-cell lymphoma (DLBCL) according to a use as disclosed herein.

[0007h] In another aspect of the present disclosure, there is provided a kit comprising polatuzumab vedotin-piiq for use in combination with rituximab, gemcitabine, and oxaliplatin for treating a human in need thereof having diffuse large B-cell lymphoma (DLBCL) according to the use as disclosed herein.

[0007i] In a further aspect of the present disclosure, there is provided an immunoconjugate comprising the formula

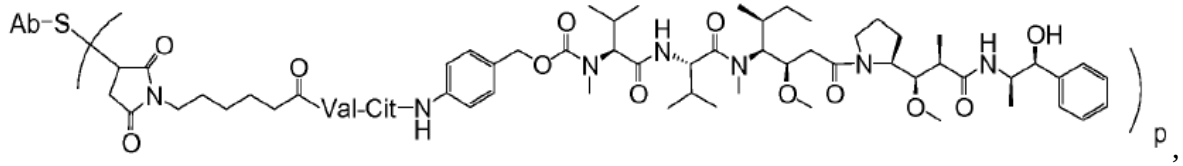

wherein Ab is an anti-CD79b antibody comprising (i) an HVR-H1 comprising the amino acid sequence of SEQ ID NO: 21; (ii) an HVR-H2 comprising the amino acid sequence of SEQ ID NO: 22; (iii) an HVR-H3 comprising the amino acid sequence of SEQ ID NO: 23; (iv) an HVR-L1 comprising the amino acid sequence of SEQ ID NO: 24; (v) an HVR-L2 comprising the amino acid sequence of SEQ ID NO: 25; and (vi) an HVR-L3 comprising the amino acid sequence of SEQ ID NO:26, and

wherein p is between 1 and 8

for use in combination with rituximab, gemcitabine, and oxaliplatin to treat diffuse large B-cell lymphoma (DLBCL) according to a use as disclosed herein.

[0007j] In another aspect of the present disclosure, there is provided a use of human polatuzumab vedotin-piiq in the manufacture of a medicament for treating relapsed or refractory diffuse large B-cell lymphoma (R/R DLBCL) in a human in need thereof, wherein the following are to be administered to the human:

(a) human polatuzumab vedotin-piiq at a dose of 1.8 mg/kg,

(b) rituximab at a dose of 375 mg/m^2,

(c) gemcitabine at a dose of 1000 mg/m^2, and

(d) oxaliplatin at a dose of 100 mg/m^2.

[0007k] In a further aspect of the present disclosure, there is provided a use of human polatuzumab vedotin-piiq in the manufacture of a medicament for treating relapsed or refractory diffuse large B-cell lymphoma (R/R DLBCL) in a human in need thereof, wherein the following are to be administered to the human:

(a) human polatuzumab vedotin-piiq at a dose of 1.8 mg/kg,

(b) rituximab at a dose of 375 mg/m^2,
(c) gemcitabine at a dose of 1000 mg/m^2, and
(d) oxaliplatin at a dose of 100 mg/m^2,
wherein the polatuzumab vedotin-piiq, the rituximab, the gemcitabine, and the oxaliplatin are to be administered for at least one 21-day cycle, wherein the polatuzumab vedotin-piiq and the rituximab are to be administered intravenously on Day 1 of each 21-day cycle, and wherein the gemcitabine and the oxaliplatin are to be administered intravenously on Day 2 of each 21-day cycle.

[0007l] In another aspect of the present disclosure, there is provided a use of human iladatuzumab vedotin in the manufacture of a medicament for treating relapsed or refractory diffuse large B-cell lymphoma (R/R DLBCL) in a human in need thereof, wherein the following are to be administered to the human:
(a) human iladatuzumab vedotin at a dose of 4.8 mg/kg,
(b) rituximab at a dose of 375 mg/m^2,
(c) gemcitabine at a dose of 1000 mg/m^2, and
(d) oxaliplatin at a dose of 100 mg/m^2.

[0007m] In a further aspect of the present disclosure, there is provided a use of human iladatuzumab vedotin in the manufacture of a medicament for treating relapsed or refractory diffuse large B-cell lymphoma (R/R DLBCL) in a human in need thereof, wherein the following are to be administered to the human:
(a) human iladatuzumab vedotin at a dose of 3.6 mg/kg,
(b) rituximab at a dose of 375 mg/m^2,
(c) gemcitabine at a dose of 1000 mg/m^2, and
(d) oxaliplatin at a dose of 100 mg/m^2.

[0007n] In another aspect of the present disclosure, there is provided a use of human iladatuzumab vedotin in the manufacture of a medicament for treating relapsed or refractory diffuse large B-cell lymphoma (R/R DLBCL) in a human in need thereof, wherein the following are to be administered to the human:
(a) human iladatuzumab vedotin at a dose of 4.8 mg/kg,
(b) rituximab at a dose of 375 mg/m^2,
(c) gemcitabine at a dose of 1000 mg/m^2, and
(d) oxaliplatin at a dose of 100 mg/m^2,
wherein the iladatuzumab vedotin, the rituximab, the gemcitabine, and the oxaliplatin are to be administered for at least one 21-day cycle, wherein the iladatuzumab vedotin and the rituximab are to be administered intravenously on Day 1 of each 21-day cycle, and wherein the

gemcitabine and the oxaliplatin are to be administered intravenously on Day 2 of each 21-day cycle.

[0007o] In a further aspect of the present disclosure, there is provided a use of human iladatuzumab vedotin in the manufacture of a medicament for treating relapsed or refractory diffuse large B-cell lymphoma (R/R DLBCL) in a human in need thereof, wherein the following are to be administered to the human:

(a) human iladatuzumab vedotin at a dose of 3.6 mg/kg,

(b) rituximab at a dose of 375 mg/m^2,

(c) gemcitabine at a dose of 1000 mg/m^2, and

(d) oxaliplatin at a dose of 100 mg/m^2,

wherein the iladatuzumab vedotin, the rituximab, the gemcitabine, and the oxaliplatin are to be administered for at least one 21-day cycle, wherein the iladatuzumab vedotin and the rituximab are to be administered intravenously on Day 1 of each 21-day cycle, and wherein the gemcitabine and the oxaliplatin are to be administered intravenously on Day 2 of each 21-day cycle.

[0008] In one example, provided herein is a method for treating diffuse large B-cell lymphoma (DLBCL) in a human in need thereof comprising administering to the human an effective amount of:

(a) an immunoconjugate comprising the formula

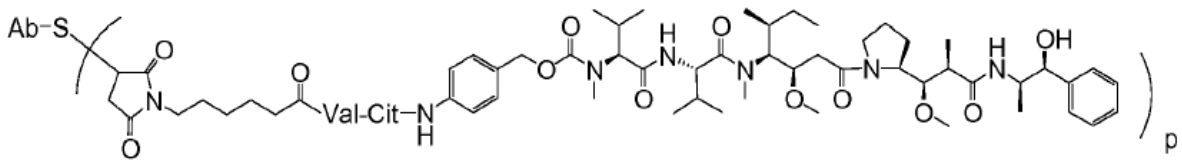

,

wherein Ab is an anti-CD79b antibody comprising (i) an HVR-H1 comprising the amino acid sequence of SEQ ID NO: 21; (ii) an HVR-H2 comprising the amino acid sequence of SEQ ID NO: 22; (iii) an HVR-H3 comprising the amino acid sequence of SEQ ID NO: 23; (iv) an HVR-L1 comprising the amino acid sequence of SEQ ID NO: 24; (v) an HVR-L2 comprising the

amino acid sequence of SEQ ID NO: 25; and (vi) an HVR-L3 comprising the amino acid sequence of SEQ ID NO: 26, and wherein p is between 1 and 8, (b) rituximab, (c) gemcitabine, and (d) oxaliplatin.

[0009] In certain examples, the anti-CD79b antibody comprises (i) a heavy chain variable domain (VH) comprising the amino acid sequence of SEQ ID NO: 19 and (ii) a light chain variable domain (VL) comprising the amino acid sequence of SEQ ID NO: 20. In some examples, the anti-CD79b antibody comprises (i) a heavy chain comprising the amino acid sequence of SEQ ID NO: 36 and (ii) a light chain comprising the amino acid sequence of SEQ ID NO: 35. In certain examples, p is between 2 and 5. In certain examples, p is between 3 and 4. In certain examples, the immunoconjugate is polatuzumab vedotin-piiq.

[0010] In some examples, the anti-CD79b antibody comprises a heavy chain comprising the amino acid sequence of SEQ ID NO: 37 and a light chain comprising the amino acid sequence of SEQ ID NO: 35. In some examples, the anti-CD79b antibody comprises a heavy chain comprising the amino acid sequence of SEQ ID NO: 36 and a light chain comprising the amino acid sequence of SEQ ID NO: 38. In some examples, the immunoconjugate is iladatuzumab vedotin. In certain examples, p is between 2 and 5. In certain examples, p is 2.

[0011] In some examples, the immunoconjugate is administered at a dose that is from about 1 mg/kg to about 5 mg /kg. In some examples, the immunoconjugate is administered at a dose of about 1.2 mg/kg, about 1.8 mg/kg, about 2.4 mg/kg, about 3.6 mg/kg, or about 4.8 mg/kg. In some examples, the immunoconjugate is administered at a dose of about 1.8 mg/kg.

[0012] In some examples, which may be combined with any of the preceding examples, the immunoconjugate is administered at a dose of about 1.8 mg/kg, the rituximab is administered at a dose of about 375 mg/m^2, the gemcitabine is administered at a dose of about 1000 mg/m^2, and the oxaliplatin is administered at a dose of about 100 mg/m^2. In certain examples, the immunoconjugate, the rituximab, the gemcitabine, and the oxaliplatin are administered for one or more 21-day cycles. In certain examples, the immunoconjugate is administered at a dose of about 1.8 mg/kg each cycle, the rituximab is administered at a dose of about 375 mg/m^2 each cycle, the gemcitabine is administered at a dose of about 1000 mg/m^2 each cycle, and the oxaliplatin is administered at a dose of about 100 mg/m^2 each cycle. In certain examples, the immunoconjugate and the rituximab are administered intravenously on Day 1 of each 21-day cycle, and the gemcitabine and the oxaliplatin are administered intravenously on

Day 2 of each 21-day cycle. In certain examples, the rituximab is administered before the immunoconjugate. In certain examples, the gemcitabine is administered before the oxaliplatin. In certain examples, the immunoconjugate, the rituximab, the gemcitabine, and the oxaliplatin are administered for up to eight 21-day cycles. In certain examples, the immunoconjugate, the rituximab, the gemcitabine, and the oxaliplatin are administered for eight 21-day cycles.

[0013] In another example, provided herein is a method for treating diffuse large B-cell lymphoma (DLBCL) in a human in need thereof comprising administering to the human an effective amount of:

(a) an immunoconjugate comprising the formula

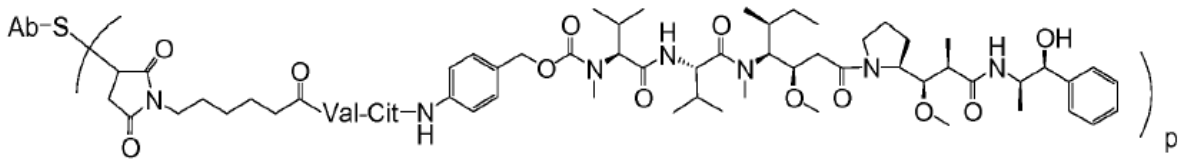

,

wherein Ab is an anti-CD79b antibody comprising (i) a heavy chain comprising the amino acid sequence of SEQ ID NO: 36 and (ii) a light chain comprising the amino acid sequence of SEQ ID NO: 35, and wherein p is between 2 and 5, (b) rituximab, (c) gemcitabine, and (d) oxaliplatin; wherein the immunoconjugate, the rituximab, the gemcitabine, and the oxaliplatin are administered for up to eight 21-day cycles, wherein during each cycle the immunoconjugate is administered at a dose of about 1.8 mg/kg, the rituximab is administered at a dose of about 375 mg/m^2, the gemcitabine is administered at a dose of about 1000 mg/m^2, and the oxaliplatin is administered at a dose of about 100 mg/m^2; and wherein the immunoconjugate and the rituximab are administered intravenously on Day 1 of each 21-day cycle, and wherein the gemcitabine and the oxaliplatin are administered intravenously on Day 2 of each 21-day cycle.

[0014] In another example, provided herein is a method for treating diffuse large B-cell lymphoma (DLBCL) in a human in need thereof comprising administering to the human an effective amount of:

(a) an immunoconjugate comprising the formula

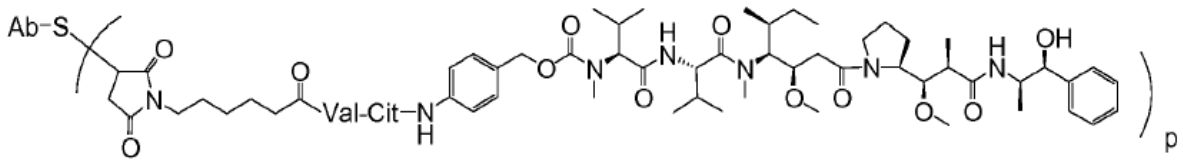

,

wherein Ab is an anti-CD79b antibody comprising (i) a heavy chain comprising the amino acid sequence of SEQ ID NO: 36 and (ii) a light chain comprising the amino acid sequence of SEQ ID NO: 35, and wherein p is between 2 and 5, (b) rituximab, (c) gemcitabine, and (d) oxaliplatin; wherein the immunoconjugate, the rituximab, the gemcitabine, and the oxaliplatin are administered for at least one 21-day cycle, wherein during each cycle the immunoconjugate is administered at a dose of about 1.8 mg/kg, the rituximab is administered at a dose of about 375 mg/m^2, the gemcitabine is administered at a dose of about 1000 mg/m^2, and the oxaliplatin is administered at a dose of about 100 mg/m^2; and wherein the immunoconjugate and the rituximab are administered intravenously on Day 1 of each 21-day cycle, and wherein the gemcitabine and the oxaliplatin are administered intravenously on Day 2 of each 21-day cycle.

[0015] In another example, provided herein is a method for treating diffuse large B-cell lymphoma (DLBCL) in a human in need thereof comprising administering to the human an effective amount of:

(a) an immunoconjugate comprising the formula

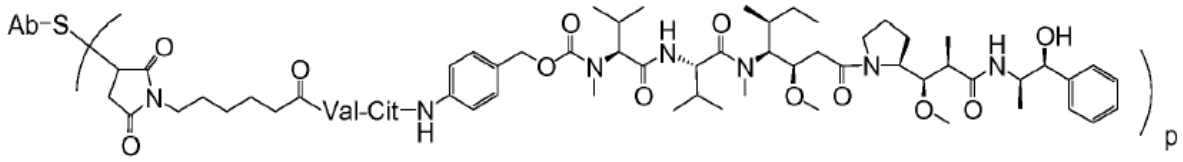

,

wherein Ab is an anti-CD79b antibody comprising (i) a heavy chain comprising the amino acid sequence of SEQ ID NO: 36 and (ii) a light chain comprising the amino acid sequence of SEQ ID NO: 35, and wherein p is between 2 and 5, (b) rituximab, (c) gemcitabine, and (d) oxaliplatin; wherein the immunoconjugate, the rituximab, the gemcitabine, and the oxaliplatin are administered for up to eight 21-day cycles, wherein during each cycle the immunoconjugate is administered at a dose of about 1.4 mg/kg, the rituximab is administered at a dose of about 375 mg/m^2, the gemcitabine is administered at a dose of about 1000 mg/m^2, and the oxaliplatin is administered at a dose of about 100 mg/m^2; and wherein the immunoconjugate and the rituximab are administered intravenously on Day 1 of each 21-day cycle, and wherein the gemcitabine and the oxaliplatin are administered intravenously on Day 2 of each 21-day cycle.

[0016] In another example, provided herein is a method for treating diffuse large B-cell lymphoma (DLBCL) in a human in need thereof comprising administering to the human an effective amount of:

(a) an immunoconjugate comprising the formula

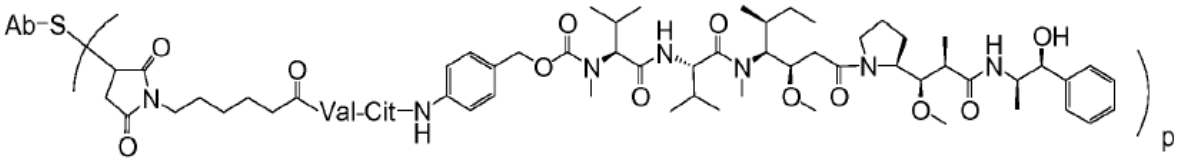

,

wherein Ab is an anti-CD79b antibody comprising (i) a heavy chain comprising the amino acid sequence of SEQ ID NO: 36 and (ii) a light chain comprising the amino acid sequence of SEQ ID NO: 35, and wherein p is between 2 and 5, (b) rituximab, (c) gemcitabine, and (d) oxaliplatin; wherein the immunoconjugate, the rituximab, the gemcitabine, and the oxaliplatin are administered for at least one 21-day cycle, wherein during each cycle the immunoconjugate is administered at a dose of about 1.4 mg/kg, the rituximab is administered at a dose of about 375 mg/m^2, the gemcitabine is administered at a dose of about 1000 mg/m^2, and the oxaliplatin is administered at a dose of about 100 mg/m^2; and wherein the immunoconjugate and the rituximab are administered intravenously on Day 1 of each 21-day cycle, and wherein the gemcitabine and the oxaliplatin are administered intravenously on Day 2 of each 21-day cycle.

[0017] In another example, provided herein is a method for treating diffuse large B-cell lymphoma (DLBCL) in a human in need thereof comprising administering to the human an effective amount of:

(a) an immunoconjugate comprising the formula

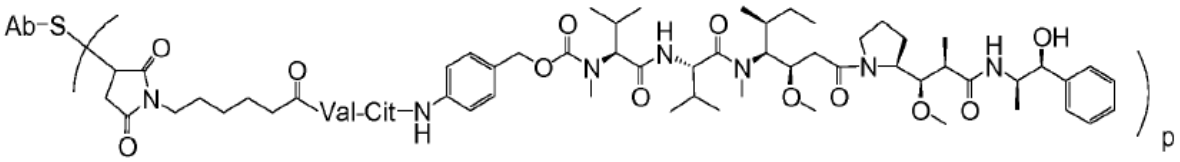

,

wherein Ab is an anti-CD79b antibody comprising (i) a heavy chain comprising the amino acid sequence of SEQ ID NO: 36 and (ii) a light chain comprising the amino acid sequence of SEQ ID NO: 35, and wherein p is between 2 and 5, (b) rituximab, (c) gemcitabine, and (d) oxaliplatin; wherein the immunoconjugate, the rituximab, the gemcitabine, and the oxaliplatin are administered for up to eight 21-day cycles, wherein during each cycle the immunoconjugate is

administered at a dose of about 1.8 mg/kg, the rituximab is administered at a dose of about 375 mg/m^2, the gemcitabine is administered at a dose of about 1000 mg/m^2, and the oxaliplatin is administered at a dose of about 75 mg/m^2; and wherein the immunoconjugate and the rituximab are administered intravenously on Day 1 of each 21-day cycle, and wherein the gemcitabine and the oxaliplatin are administered intravenously on Day 2 of each 21-day cycle.

[0018] In another example, provided herein is a method for treating diffuse large B-cell lymphoma (DLBCL) in a human in need thereof comprising administering to the human an effective amount of:

(a) an immunoconjugate comprising the formula

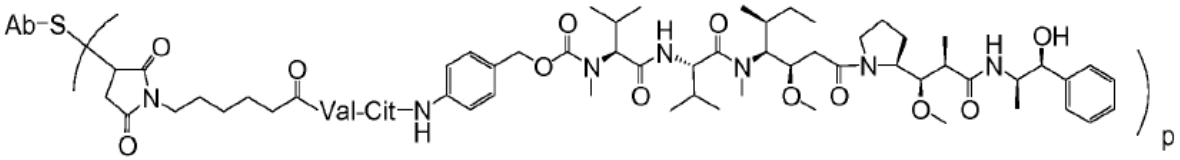

,

wherein Ab is an anti-CD79b antibody comprising (i) a heavy chain comprising the amino acid sequence of SEQ ID NO: 36 and (ii) a light chain comprising the amino acid sequence of SEQ ID NO: 35, and wherein p is between 2 and 5, (b) rituximab, (c) gemcitabine, and (d) oxaliplatin; wherein the immunoconjugate, the rituximab, the gemcitabine, and the oxaliplatin are administered for at least one 21-day cycle, wherein during each cycle the immunoconjugate is administered at a dose of about 1.8 mg/kg, the rituximab is administered at a dose of about 375 mg/m^2, the gemcitabine is administered at a dose of about 1000 mg/m^2, and the oxaliplatin is administered at a dose of about 75 mg/m^2; and wherein the immunoconjugate and the rituximab are administered intravenously on Day 1 of each 21-day cycle, and wherein the gemcitabine and the oxaliplatin are administered intravenously on Day 2 of each 21-day cycle.

[0019] In another example, provided herein is a method for treating diffuse large B-cell lymphoma (DLBCL) in a human in need thereof comprising administering to the human an effective amount of:

(a) an immunoconjugate comprising the formula

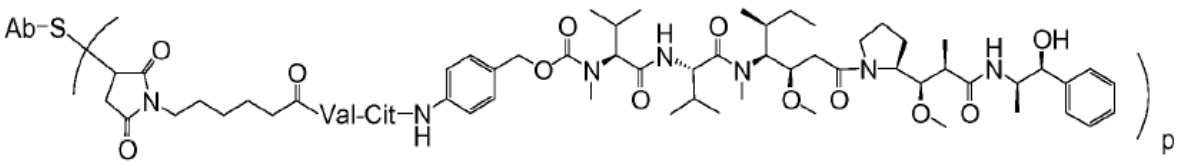

,

wherein Ab is an anti-CD79b antibody comprising (i) a heavy chain comprising the amino acid sequence of SEQ ID NO: 36 and (ii) a light chain comprising the amino acid sequence of SEQ ID NO: 35, and wherein p is between 2 and 5, (b) rituximab, (c) gemcitabine, and (d) oxaliplatin; wherein the immunoconjugate, the rituximab, the gemcitabine, and the oxaliplatin are administered for up to eight 21-day cycles, wherein during each cycle the immunoconjugate is administered at a dose of about 1.4 mg/kg, the rituximab is administered at a dose of about 375 mg/m^2, the gemcitabine is administered at a dose of about 1000 mg/m^2, and the oxaliplatin is administered at a dose of about 75 mg/m^2; and wherein the immunoconjugate and the rituximab are administered intravenously on Day 1 of each 21-day cycle, and wherein the gemcitabine and the oxaliplatin are administered intravenously on Day 2 of each 21-day cycle.

[0020] In another example, provided herein is a method for treating diffuse large B-cell lymphoma (DLBCL) in a human in need thereof comprising administering to the human an effective amount of:

(a) an immunoconjugate comprising the formula

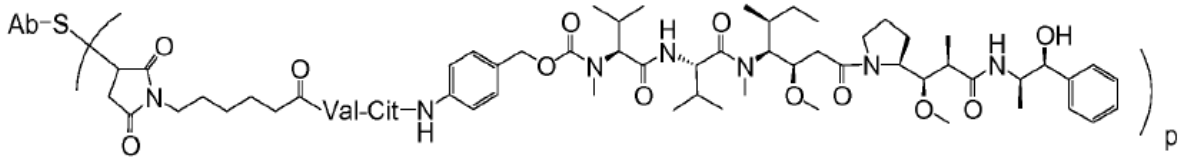

,

wherein Ab is an anti-CD79b antibody comprising (i) a heavy chain comprising the amino acid sequence of SEQ ID NO: 36 and (ii) a light chain comprising the amino acid sequence of SEQ ID NO: 35, and wherein p is between 2 and 5, (b) rituximab, (c) gemcitabine, and (d) oxaliplatin; wherein the immunoconjugate, the rituximab, the gemcitabine, and the oxaliplatin are administered for at least one 21-day cycle, wherein during each cycle the immunoconjugate is administered at a dose of about 1.4 mg/kg, the rituximab is administered at a dose of about 375 mg/m^2, the gemcitabine is administered at a dose of about 1000 mg/m^2, and the oxaliplatin is administered at a dose of about 75 mg/m^2; and wherein the immunoconjugate and the rituximab are administered intravenously on Day 1 of each 21-day cycle, and wherein the gemcitabine and the oxaliplatin are administered intravenously on Day 2 of each 21-day cycle.

[0021] In some examples, which may be combined with any of the preceding examples, the immunoconjugate, the rituximab, the gemcitabine, and the oxaliplatin are administered for at least two, at least three, at least four, at least five, at least six, or at least seven 21-day cycles. In some examples, the immunoconjugate, the rituximab, the gemcitabine, and

the oxaliplatin are administered for eight 21-day cycles. In some examples, the rituximab is administered before the immunoconjugate. In some examples, the gemcitabine is administered before the oxaliplatin. In some examples, the immunoconjugate is polatuzumab vedotin-piiq.

[0022] In some examples, the human has received at least one prior therapy for DLBCL. In some examples, the human has received at least one prior systemic therapy for DLBCL. In some examples, the human has received at least two prior therapies for DLBCL. In certain examples, the DLBCL is histologically-confirmed DLBCL, not otherwise specified (NOS) or the human has a history of transformation of indolent disease to DLBCL. In certain examples, the DLBCL is relapsed or refractory DLBCL. In certain examples, the human has an Eastern Cooperative Oncology Group (ECOG) performance status of 0, 1, or 2. In certain examples, the human does not have a planned autologous or allogeneic stem cell transplantation (SCT). In certain examples, the human has not had prior therapy with a combination of gemcitabine and a platinum-based agent. In certain examples, the human does not have peripheral neuropathy of greater than Grade 1 according to National Cancer Institute Common Terminology Criteria for Adverse Events, Version 5.0. In certain examples, the human does not have primary or secondary central nervous system lymphoma. In some examples, the human is not a candidate for hematopoietic stem cell transplantation (HSCT) prior to administration of the immunoconjugate, the rituximab, the gemcitabine, and the oxaliplatin. In some examples, the human is not a candidate for autologous hematopoietic stem cell transplantation (HSCT) prior to administration of the immunoconjugate, the rituximab, the gemcitabine, and the oxaliplatin. In some examples, the human has received at least two prior therapies for DLBCL. In some examples, the human has not received a prior therapy with polatuzumab vedotin-piiq for DLBCL. In some examples, the human is an adult. In some examples, the human adult has relapsed or refractory diffuse large B-cell lymphoma, not otherwise specified.

[0023] In certain examples, after administration of the immunoconjugate, the rituximab, the gemcitabine, and the oxaliplatin, the human does not experience peripheral neuropathy of Grade 3 or greater that does not resolve to Grade 1 or lower within 14 days. In certain examples, among a plurality of humans treated, after administration of the immunoconjugate, the rituximab, the gemcitabine, and the oxaliplatin, 33% or fewer experience peripheral neuropathy of Grade 3 or greater that does not resolve to Grade 1 or lower within 14 days. In certain examples, among a plurality of humans treated, after administration of the immunoconjugate, the rituximab, the gemcitabine, and the oxaliplatin, 33% or fewer of the

humans in the plurality experience peripheral neuropathy of Grade 3 or greater that does not resolve to Grade 1 or lower within 14 days. In some examples, administration of the immunoconjugate, the rituximab, the gemcitabine, and the oxaliplatin does not result in peripheral neuropathy of Grade 3 or greater in the human that does not resolve to Grade 1 or lower within 14 days. In some examples, administration of the immunoconjugate, the rituximab, the gemcitabine, and the oxaliplatin does not result in peripheral neuropathy of Grade 4 or greater in the human. In some examples, administration of the immunoconjugate, the rituximab, the gemcitabine, and the oxaliplatin does not result in neurotoxicity of Grade 4 or greater in the human. In some examples, after administration of the immunoconjugate, the rituximab, the gemcitabine, and the oxaliplatin, the human does not experience peripheral neuropathy of Grade 4 or greater. In some examples, after administration of the immunoconjugate, the rituximab, the gemcitabine, and the oxaliplatin, the human does not experience neurotoxicity of Grade 4 or greater. In some examples, administration of the immunoconjugate, the rituximab, the gemcitabine, and the oxaliplatin to a plurality of humans results in 33% or fewer of the humans in the plurality experiencing peripheral neuropathy of Grade 3 or greater that does not resolve to Grade 1 or lower within 14 days. In some examples, administration of the immunoconjugate, the rituximab, the gemcitabine, and the oxaliplatin to a plurality of humans results in less than about 40% of the humans in the plurality experiencing peripheral neuropathy of Grade 3 or greater that does not resolve to Grade 1 or lower within 14 days. In some examples, administration of the immunoconjugate, the rituximab, the gemcitabine, and the oxaliplatin to a plurality of humans results in less than about 8% of the humans in the plurality experiencing peripheral neuropathy of Grade 3 or greater. In some examples, administration of the immunoconjugate, the rituximab, the gemcitabine, and the oxaliplatin to a plurality of humans results in less than about 6% of the humans in the plurality experiencing peripheral neuropathy that results in discontinuation of treatment with the immunoconjugate, the rituximab, the gemcitabine, and the oxaliplatin. In certain examples, the immunoconjugate, the rituximab, the gemcitabine, and the oxaliplatin have been administered for at least four 21-day cycles.

[0024] In another example, provided herein is a method for treating diffuse large B-cell lymphoma (DLBCL) in a human in need thereof comprising administering to the human an effective amount of: (a) an immunoconjugate comprising the formula

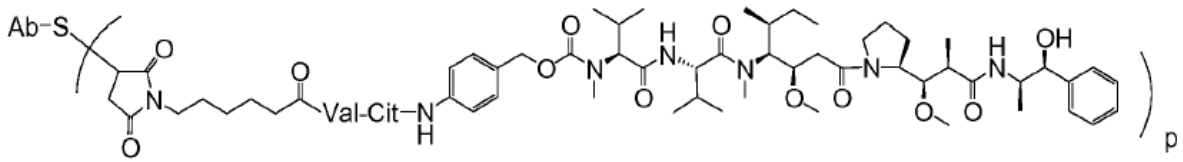

, wherein Ab is an anti-CD79b antibody comprising (i) an HVR-H1 comprising the amino acid sequence of SEQ ID NO: 21; (ii) an HVR-H2 comprising the amino acid sequence of SEQ ID NO: 22; (iii) an HVR-H3 comprising the amino acid sequence of SEQ ID NO: 23; (iv) an HVR-L1 comprising the amino acid sequence of SEQ ID NO: 24; (v) an HVR-L2 comprising the amino acid sequence of SEQ ID NO: 25; and (vi) an HVR-L3 comprising the amino acid sequence of SEQ ID NO: 26, and wherein p is between 1 and 8, (b) rituximab, (c) gemcitabine, and (d) oxaliplatin; wherein, after administration of the immunoconjugate, the rituximab, the gemcitabine, and the oxaliplatin, the human does not experience peripheral neuropathy of Grade 3 or greater that does not resolve to Grade 1 or lower within 14 days.

[0025] In another example, provided herein is a method for treating diffuse large B-cell lymphoma (DLBCL) in a human in need thereof comprising administering to the human an effective amount of: (a) an immunoconjugate comprising the formula

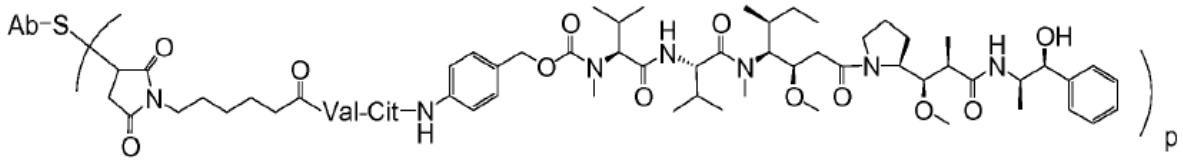

, wherein Ab is an anti-CD79b antibody comprising (i) an HVR-H1 comprising the amino acid sequence of SEQ ID NO: 21; (ii) an HVR-H2 comprising the amino acid sequence of SEQ ID NO: 22; (iii) an HVR-H3 comprising the amino acid sequence of SEQ ID NO: 23; (iv) an HVR-L1 comprising the amino acid sequence of SEQ ID NO: 24; (v) an HVR-L2 comprising the amino acid sequence of SEQ ID NO: 25; and (vi) an HVR-L3 comprising the amino acid sequence of SEQ ID NO: 26, and wherein p is between 1 and 8, (b) rituximab, (c) gemcitabine, and (d) oxaliplatin; wherein administration of the immunoconjugate, the rituximab, the gemcitabine, and the oxaliplatin does not result in peripheral neuropathy of Grade 3 or greater in the human that does not resolve to Grade 1 or lower within 14 days.

[0026] In certain examples, the anti-CD79b antibody comprises (i) a heavy chain variable domain (VH) comprising the amino acid sequence of SEQ ID NO: 19 and (ii) a light chain variable domain (VL) comprising the amino acid sequence of SEQ ID NO: 20. In some examples, the anti-CD79b antibody comprises (i) a heavy chain comprising the amino acid sequence of SEQ ID NO: 36 and (ii) a light chain comprising the amino acid sequence of SEQ ID

NO: 35. In certain examples, p is between 2 and 5. In certain examples, p is between 3 and 4. In certain examples, the immunoconjugate is polatuzumab vedotin-piiq.

[0027] In another example, provided herein is a method for treating diffuse large B-cell lymphoma (DLBCL) in a human in need thereof comprising administering to the human an effective amount of: (a) an immunoconjugate comprising the formula

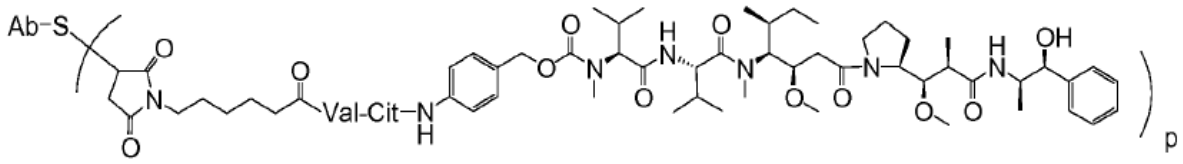

,

wherein Ab is an anti-CD79b antibody comprising (i) an HVR-H1 comprising the amino acid sequence of SEQ ID NO: 21; (ii) an HVR-H2 comprising the amino acid sequence of SEQ ID NO: 22; (iii) an HVR-H3 comprising the amino acid sequence of SEQ ID NO: 23; (iv) an HVR-L1 comprising the amino acid sequence of SEQ ID NO: 24; (v) an HVR-L2 comprising the amino acid sequence of SEQ ID NO: 25; and (vi) an HVR-L3 comprising the amino acid sequence of SEQ ID NO: 26, and wherein p is between 1 and 8, (b) rituximab, (c) gemcitabine, and (d) oxaliplatin; wherein, among a plurality of humans treated, after administration of the immunoconjugate, the rituximab, the gemcitabine, and the oxaliplatin, 33% or fewer of the humans in the plurality experience peripheral neuropathy of Grade 3 or greater that does not resolve to Grade 1 or lower within 14 days.

[0028] In another example, provided herein is a method for treating diffuse large B-cell lymphoma (DLBCL) in a human in need thereof comprising administering to the human an effective amount of: (a) an immunoconjugate comprising the formula

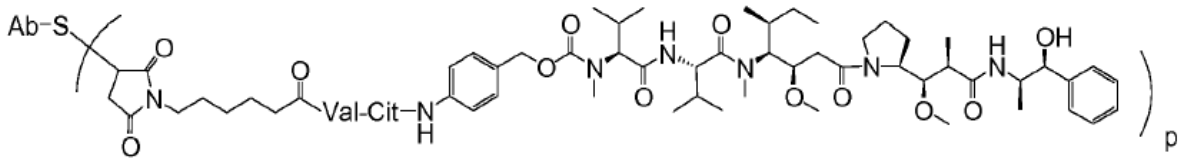

,

wherein Ab is an anti-CD79b antibody comprising (i) an HVR-H1 comprising the amino acid sequence of SEQ ID NO: 21; (ii) an HVR-H2 comprising the amino acid sequence of SEQ ID NO: 22; (iii) an HVR-H3 comprising the amino acid sequence of SEQ ID NO: 23; (iv) an HVR-L1 comprising the amino acid sequence of SEQ ID NO: 24; (v) an HVR-L2 comprising the amino acid sequence of SEQ ID NO: 25; and (vi) an HVR-L3 comprising the amino acid

sequence of SEQ ID NO: 26, and wherein p is between 1 and 8, (b) rituximab, (c) gemcitabine, and (d) oxaliplatin; wherein, administration of the immunoconjugate, the rituximab, the gemcitabine, and the oxaliplatin to a plurality of humans results in 33% or fewer of the humans in the plurality experiencing peripheral neuropathy of Grade 3 or greater that does not resolve to Grade 1 or lower within 14 days.

[0029] In certain examples, the anti-CD79b antibody comprises (i) a heavy chain variable domain (VH) comprising the amino acid sequence of SEQ ID NO: 19 and (ii) a light chain variable domain (VL) comprising the amino acid sequence of SEQ ID NO: 20. In some examples, the anti-CD79b antibody comprises (i) a heavy chain comprising the amino acid sequence of SEQ ID NO: 36 and (ii) a light chain comprising the amino acid sequence of SEQ ID NO: 35. In certain examples, p is between 2 and 5. In certain examples, p is between 3 and 4. In certain examples, the immunoconjugate is polatuzumab vedotin-piiq.

[0030] In some examples, which may be combined with any of the preceding examples, the immunoconjugate is administered at a dose of about 1.8 mg/kg, the rituximab is administered at a dose of about 375 mg/m^2, the gemcitabine is administered at a dose of about 1000 mg/m^2, and the oxaliplatin is administered at a dose of about 100 mg/m^2. In certain examples, the immunoconjugate, the rituximab, the gemcitabine, and the oxaliplatin are administered for one or more 21-day cycles. In certain examples, the immunoconjugate is administered at a dose of about 1.8 mg/kg each cycle, the rituximab is administered at a dose of about 375 mg/m^2 each cycle, the gemcitabine is administered at a dose of about 1000 mg/m^2 each cycle, and the oxaliplatin is administered at a dose of about 100 mg/m^2 each cycle. In certain examples, the immunoconjugate and the rituximab are administered intravenously on Day 1 of each 21-day cycle, and the gemcitabine and the oxaliplatin are administered intravenously on Day 2 of each 21-day cycle. In certain examples, the rituximab is administered before the immunoconjugate. In certain examples, the gemcitabine is administered before the oxaliplatin. In certain examples, the immunoconjugate, the rituximab, the gemcitabine, and the oxaliplatin are administered for up to eight 21-day cycles. In certain examples, the immunoconjugate, the rituximab, the gemcitabine, and the oxaliplatin are administered for eight 21-day cycles.

[0031] In another example, provided herein is a method for treating diffuse large B-cell lymphoma (DLBCL) in a human in need thereof comprising administering to the human an effective amount of: (a) an immunoconjugate comprising the formula

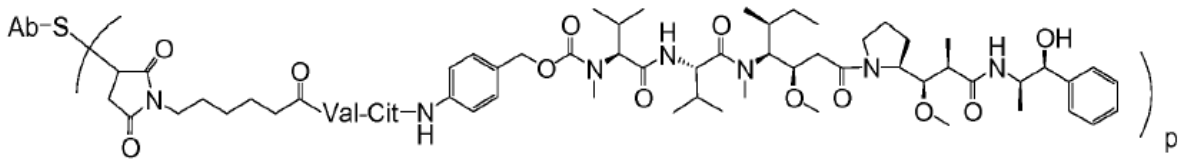

, wherein Ab is an anti-CD79b antibody comprising (i) a heavy chain comprising the amino acid sequence of SEQ ID NO: 36 and (ii) a light chain comprising the amino acid sequence of SEQ ID NO: 35, and wherein p is between 2 and 5, (b) rituximab, (c) gemcitabine, and (d) oxaliplatin; wherein the immunoconjugate, the rituximab, the gemcitabine, and the oxaliplatin are administered for up to eight 21-day cycles, wherein during each cycle the immunoconjugate is administered at a dose of about 1.8 mg/kg, the rituximab is administered at a dose of about 375 mg/m^2, the gemcitabine is administered at a dose of about 1000 mg/m^2, and the oxaliplatin is administered at a dose of about 100 mg/m^2; wherein the immunoconjugate and the rituximab are administered intravenously on Day 1 of each 21-day cycle, and wherein the gemcitabine and the oxaliplatin are administered intravenously on Day 2 of each 21-day cycle; and wherein, after administration of the immunoconjugate, the rituximab, the gemcitabine, and the oxaliplatin, the human does not experience peripheral neuropathy of Grade 3 or greater that does not resolve to Grade 1 or lower within 14 days.

[0032] In another example, provided herein is a method for treating diffuse large B-cell lymphoma (DLBCL) in a human in need thereof comprising administering to the human an effective amount of: (a) an immunoconjugate comprising the formula

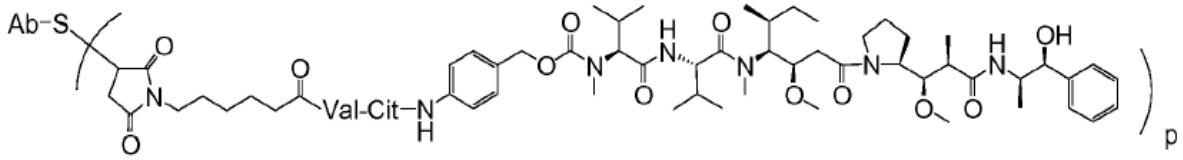

, wherein Ab is an anti-CD79b antibody comprising (i) a heavy chain comprising the amino acid sequence of SEQ ID NO: 36 and (ii) a light chain comprising the amino acid sequence of SEQ ID NO: 35, and wherein p is between 2 and 5, (b) rituximab, (c) gemcitabine, and (d) oxaliplatin; wherein the immunoconjugate, the rituximab, the gemcitabine, and the oxaliplatin are administered for at least one 21-day cycle, wherein during each cycle the immunoconjugate is administered at a dose of about 1.8 mg/kg, the rituximab is administered at a dose of about 375 mg/m^2, the gemcitabine is administered at a dose of about 1000 mg/m^2, and the oxaliplatin is administered at a dose of about 100 mg/m^2; wherein the immunoconjugate and the rituximab are administered intravenously on Day 1 of each 21-day cycle, and wherein the gemcitabine and the oxaliplatin are administered intravenously on Day 2 of each 21-day cycle; and wherein, after

administration of the immunoconjugate, the rituximab, the gemcitabine, and the oxaliplatin, the human does not experience peripheral neuropathy of Grade 3 or greater that does not resolve to Grade 1 or lower within 14 days.

[0033] In another example, provided herein is a method for treating diffuse large B-cell lymphoma (DLBCL) in a human in need thereof comprising administering to the human an effective amount of: (a) an immunoconjugate comprising the formula

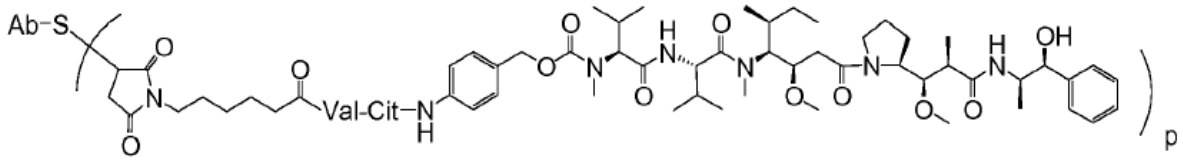

, wherein Ab is an anti-CD79b antibody comprising (i) a heavy chain comprising the amino acid sequence of SEQ ID NO: 36 and (ii) a light chain comprising the amino acid sequence of SEQ ID NO: 35, and wherein p is between 2 and 5, (b) rituximab, (c) gemcitabine, and (d) oxaliplatin; wherein the immunoconjugate, the rituximab, the gemcitabine, and the oxaliplatin are administered for up to eight 21-day cycles, wherein during each cycle the immunoconjugate is administered at a dose of about 1.8 mg/kg, the rituximab is administered at a dose of about 375 mg/m^2, the gemcitabine is administered at a dose of about 1000 mg/m^2, and the oxaliplatin is administered at a dose of about 100 mg/m^2; wherein the immunoconjugate and the rituximab are administered intravenously on Day 1 of each 21-day cycle, and wherein the gemcitabine and the oxaliplatin are administered intravenously on Day 2 of each 21-day cycle; and wherein administration of the immunoconjugate, the rituximab, the gemcitabine, and the oxaliplatin does not result in peripheral neuropathy of Grade 3 or greater in the human that does not resolve to Grade 1 or lower within 14 days.

[0034] In another example, provided herein is a method for treating diffuse large B-cell lymphoma (DLBCL) in a human in need thereof comprising administering to the human an effective amount of: (a) an immunoconjugate comprising the formula

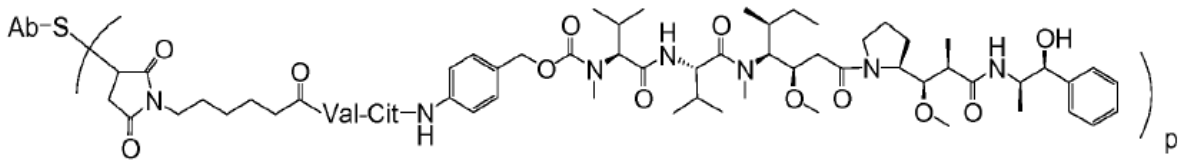

, wherein Ab is an anti-CD79b antibody comprising (i) a heavy chain comprising the amino acid sequence of SEQ ID NO: 36 and (ii) a light chain comprising the amino acid sequence of SEQ ID NO: 35, and wherein p is between 2 and 5, (b) rituximab, (c) gemcitabine, and (d)

oxaliplatin; wherein the immunoconjugate, the rituximab, the gemcitabine, and the oxaliplatin are administered for at least one 21-day cycle, wherein during each cycle the immunoconjugate is administered at a dose of about 1.8 mg/kg, the rituximab is administered at a dose of about 375 mg/m^2, the gemcitabine is administered at a dose of about 1000 mg/m^2, and the oxaliplatin is administered at a dose of about 100 mg/m^2; wherein the immunoconjugate and the rituximab are administered intravenously on Day 1 of each 21-day cycle, and wherein the gemcitabine and the oxaliplatin are administered intravenously on Day 2 of each 21-day cycle; and wherein administration of the immunoconjugate, the rituximab, the gemcitabine, and the oxaliplatin does not result in peripheral neuropathy of Grade 3 or greater in the human that does not resolve to Grade 1 or lower within 14 days.

[0035] In another example, provided herein is a method for treating diffuse large B-cell lymphoma (DLBCL) in a human in need thereof comprising administering to the human an effective amount of: (a) an immunoconjugate comprising the formula

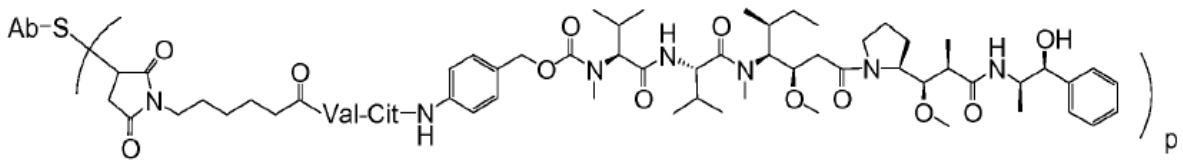

, wherein Ab is an anti-CD79b antibody comprising (i) a heavy chain comprising the amino acid sequence of SEQ ID NO: 36 and (ii) a light chain comprising the amino acid sequence of SEQ ID NO: 35, and wherein p is between 2 and 5, (b) rituximab, (c) gemcitabine, and (d) oxaliplatin; wherein the immunoconjugate, the rituximab, the gemcitabine, and the oxaliplatin are administered for up to eight 21-day cycles, wherein during each cycle the immunoconjugate is administered at a dose of about 1.8 mg/kg, the rituximab is administered at a dose of about 375 mg/m^2, the gemcitabine is administered at a dose of about 1000 mg/m^2, and the oxaliplatin is administered at a dose of about 100 mg/m^2; wherein the immunoconjugate and the rituximab are administered intravenously on Day 1 of each 21-day cycle, and wherein the gemcitabine and the oxaliplatin are administered intravenously on Day 2 of each 21-day cycle; and wherein, among a plurality of humans treated, after administration of the immunoconjugate, the rituximab, the gemcitabine, and the oxaliplatin, 33% or fewer of the humans in the plurality experience peripheral neuropathy of Grade 3 or greater that does not resolve to Grade 1 or lower within 14 days.

[0036] In another example, provided herein is a method for treating diffuse large B-cell lymphoma (DLBCL) in a human in need thereof comprising administering to the human an effective amount of: (a) an immunoconjugate comprising the formula

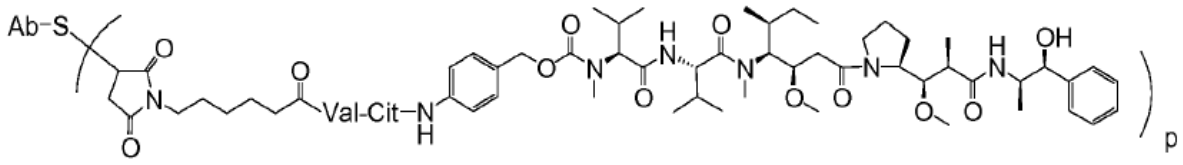

, wherein Ab is an anti-CD79b antibody comprising (i) a heavy chain comprising the amino acid sequence of SEQ ID NO: 36 and (ii) a light chain comprising the amino acid sequence of SEQ ID NO: 35, and wherein p is between 2 and 5, (b) rituximab, (c) gemcitabine, and (d) oxaliplatin; wherein the immunoconjugate, the rituximab, the gemcitabine, and the oxaliplatin are administered for at least one 21-day cycle, wherein during each cycle the immunoconjugate is administered at a dose of about 1.8 mg/kg, the rituximab is administered at a dose of about 375 mg/m^2, the gemcitabine is administered at a dose of about 1000 mg/m^2, and the oxaliplatin is administered at a dose of about 100 mg/m^2; wherein the immunoconjugate and the rituximab are administered intravenously on Day 1 of each 21-day cycle, and wherein the gemcitabine and the oxaliplatin are administered intravenously on Day 2 of each 21-day cycle; and wherein, among a plurality of humans treated, after administration of the immunoconjugate, the rituximab, the gemcitabine, and the oxaliplatin, 33% or fewer of the humans in the plurality experience peripheral neuropathy of Grade 3 or greater that does not resolve to Grade 1 or lower within 14 days.

[0037] In another example, provided herein is a method for treating diffuse large B-cell lymphoma (DLBCL) in a human in need thereof comprising administering to the human an effective amount of: (a) an immunoconjugate comprising the formula

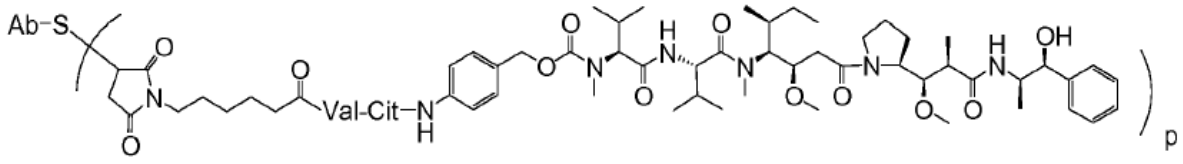

, wherein Ab is an anti-CD79b antibody comprising (i) a heavy chain comprising the amino acid sequence of SEQ ID NO: 36 and (ii) a light chain comprising the amino acid sequence of SEQ ID NO: 35, and wherein p is between 2 and 5, (b) rituximab, (c) gemcitabine, and (d) oxaliplatin; wherein the immunoconjugate, the rituximab, the gemcitabine, and the oxaliplatin are administered for up to eight 21-day cycles, wherein during each cycle the immunoconjugate is administered at a dose of about 1.8 mg/kg, the rituximab is administered at a dose of about

375 mg/m^2, the gemcitabine is administered at a dose of about 1000 mg/m^2, and the oxaliplatin is administered at a dose of about 100 mg/m^2; wherein the immunoconjugate and the rituximab are administered intravenously on Day 1 of each 21-day cycle, and wherein the gemcitabine and the oxaliplatin are administered intravenously on Day 2 of each 21-day cycle; and wherein administration of the immunoconjugate, the rituximab, the gemcitabine, and the oxaliplatin to a plurality of humans results in 33% or fewer of the humans in the plurality experiencing peripheral neuropathy of Grade 3 or greater that does not resolve to Grade 1 or lower within 14 days.

[0038] In another example, provided herein is a method for treating diffuse large B-cell lymphoma (DLBCL) in a human in need thereof comprising administering to the human an effective amount of: (a) an immunoconjugate comprising the formula

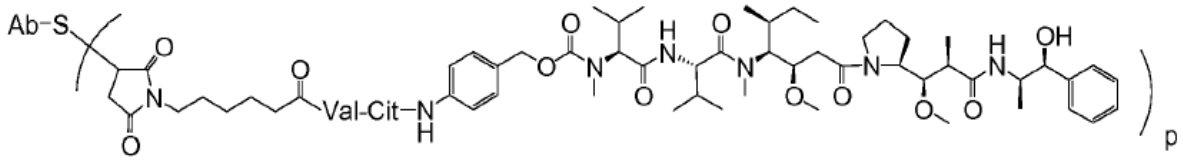

, wherein Ab is an anti-CD79b antibody comprising (i) a heavy chain comprising the amino acid sequence of SEQ ID NO: 36 and (ii) a light chain comprising the amino acid sequence of SEQ ID NO: 35, and wherein p is between 2 and 5, (b) rituximab, (c) gemcitabine, and (d) oxaliplatin; wherein the immunoconjugate, the rituximab, the gemcitabine, and the oxaliplatin are administered for at least one 21-day cycle, wherein during each cycle the immunoconjugate is administered at a dose of about 1.8 mg/kg, the rituximab is administered at a dose of about 375 mg/m^2, the gemcitabine is administered at a dose of about 1000 mg/m^2, and the oxaliplatin is administered at a dose of about 100 mg/m^2; wherein the immunoconjugate and the rituximab are administered intravenously on Day 1 of each 21-day cycle, and wherein the gemcitabine and the oxaliplatin are administered intravenously on Day 2 of each 21-day cycle; and wherein administration of the immunoconjugate, the rituximab, the gemcitabine, and the oxaliplatin to a plurality of humans results in 33% or fewer of the humans in the plurality experiencing peripheral neuropathy of Grade 3 or greater that does not resolve to Grade 1 or lower within 14 days.

[0039] In some examples, which may be combined with any of the preceding examples, the immunoconjugate, the rituximab, the gemcitabine, and the oxaliplatin have been administered for at least four 21-day cycles.

[0040] In some examples, which may be combined with any of the preceding examples, the immunoconjugate, the rituximab, the gemcitabine, and the oxaliplatin are administered for at least two, at least three, at least four, at least five, at least six, or at least seven 21-day cycles. In some examples, the immunoconjugate, the rituximab, the gemcitabine, and the oxaliplatin are administered for eight 21-day cycles. In some examples, the rituximab is administered before the immunoconjugate. In some examples, the gemcitabine is administered before the oxaliplatin.

[0041] In some examples, which may be combined with any of the preceding examples, the immunoconjugate is polatuzumab vedotin-piiq.

[0042] In some examples, which may be combined with any of the preceding examples, the anti-CD79b antibody comprises a heavy chain comprising the amino acid sequence of SEQ ID NO: 37 and a light chain comprising the amino acid sequence of SEQ ID NO: 35. In some examples, the anti-CD79b antibody comprises a heavy chain comprising the amino acid sequence of SEQ ID NO: 36 and a light chain comprising the amino acid sequence of SEQ ID NO: 38. In some examples, the immunoconjugate is iladatuzumab vedotin. In certain examples, p is between 2 and 5. In certain examples, p is 2.

[0043] In some examples, the human has received at least one prior therapy for DLBCL. In some examples, the human has received at least one prior systemic therapy for DLBCL. In some examples, the human has received at least two prior therapies for DLBCL. In certain examples, the DLBCL is histologically-confirmed DLBCL, not otherwise specified (NOS) or the human has a history of transformation of indolent disease to DLBCL. In certain examples, the DLBCL is relapsed or refractory DLBCL. In certain examples, the human has an Eastern Cooperative Oncology Group (ECOG) performance status of 0, 1, or 2. In certain examples, the human does not have a planned autologous or allogeneic stem cell transplantation (SCT). In certain examples, the human has not had prior therapy with a combination of gemcitabine and a platinum-based agent. In certain examples, the human does not have peripheral neuropathy of greater than Grade 1 according to National Cancer Institute Common Terminology Criteria for Adverse Events, Version 5.0. In certain examples, the human does not have primary or secondary central nervous system lymphoma. In some examples, the human is not a candidate for hematopoietic stem cell transplantation (HSCT) prior to administration of the immunoconjugate, the rituximab, the gemcitabine, and the oxaliplatin. In some examples, the human is not a candidate for autologous hematopoietic stem cell transplantation (HSCT) prior to administration of the immunoconjugate, the rituximab, the gemcitabine, and the oxaliplatin. In

some examples, the human has received at least two prior therapies for DLBCL. In some examples, the human has not received a prior therapy with polatuzumab vedotin-piiq for DLBCL. In some examples, the human is an adult. In some examples, the human adult has relapsed or refractory diffuse large B-cell lymphoma, not otherwise specified.

[0044] In some examples, which may be combined with any of the preceding examples, administration of the immunoconjugate, the rituximab, the gemcitabine, and the oxaliplatin does not result in peripheral neuropathy of Grade 3 or greater in the human that does not resolve to Grade 1 or lower within 14 days. In some examples, administration of the immunoconjugate, the rituximab, the gemcitabine, and the oxaliplatin does not result in peripheral neuropathy of Grade 4 or greater in the human. In some examples, administration of the immunoconjugate, the rituximab, the gemcitabine, and the oxaliplatin does not result in neurotoxicity of Grade 4 or greater in the human. In some examples, after administration of the immunoconjugate, the rituximab, the gemcitabine, and the oxaliplatin, the human does not experience peripheral neuropathy of Grade 4 or greater. In some examples, after administration of the immunoconjugate, the rituximab, the gemcitabine, and the oxaliplatin, the human does not experience neurotoxicity of Grade 4 or greater. In some examples, administration of the immunoconjugate, the rituximab, the gemcitabine, and the oxaliplatin to a plurality of humans results in 33% or fewer of the humans in the plurality experiencing peripheral neuropathy of Grade 3 or greater that does not resolve to Grade 1 or lower within 14 days. In some examples, administration of the immunoconjugate, the rituximab, the gemcitabine, and the oxaliplatin to a plurality of humans results in less than about 40% of the humans in the plurality experiencing peripheral neuropathy of Grade 3 or greater that does not resolve to Grade 1 or lower within 14 days. In some examples, administration of the immunoconjugate, the rituximab, the gemcitabine, and the oxaliplatin to a plurality of humans results in less than about 8% of the humans in the plurality experiencing peripheral neuropathy of Grade 3 or greater. In some examples, administration of the immunoconjugate, the rituximab, the gemcitabine, and the oxaliplatin to a plurality of humans results in less than about 6% of the humans in the plurality experiencing peripheral neuropathy that results in discontinuation of treatment with the immunoconjugate, the rituximab, the gemcitabine, and the oxaliplatin. In some examples, the immunoconjugate, the rituximab, the gemcitabine, and the oxaliplatin have been administered for at least four 21-day cycles. In some examples, administration of the immunoconjugate, the rituximab, the gemcitabine, and the oxaliplatin results in a complete response in the human. In

some examples, administration of the immunoconjugate, the rituximab, the gemcitabine, and the oxaliplatin results in a partial response in the human.

[0045] In some examples, which may be combined with any of the preceding examples, administration of the immunoconjugate, the rituximab, the gemcitabine, and the oxaliplatin results in progression-free survival of the human. In some examples, administration of the immunoconjugate, the rituximab, the gemcitabine, and the oxaliplatin results in progression-free survival of the human for at least about 4 months, at least about 5 months, at least about 6 months, at least about 7 months, at least about 8 months, at least 9 months, at least about 10 months, at least about 11 months, at least about 12 months, at least about 13 months, at least about 14 months, at least about 15 months, at least about 16 months, at least about 17 months, at least about 18 months, at least about 19 months, at least about 20 months, at least about 21 months, at least about 22 months, at least about 23 months, at least about 24 months, or at least about 25 months after the start of treatment with the immunoconjugate, the rituximab, the gemcitabine, and the oxaliplatin. In some examples, administration of the immunoconjugate, the rituximab, the gemcitabine, and the oxaliplatin results in progression-free survival of the human for at least about 4 months after the start of treatment with the immunoconjugate, the rituximab, the gemcitabine, and the oxaliplatin. In some examples, administration of the immunoconjugate, the rituximab, the gemcitabine, and the oxaliplatin results in progression-free survival of the human for at least about 5 months after the start of treatment with the immunoconjugate, the rituximab, the gemcitabine, and the oxaliplatin. In some examples, administration of the immunoconjugate, the rituximab, the gemcitabine, and the oxaliplatin results in progression-free survival of the human for at least about 6 months after the start of treatment with the immunoconjugate, the rituximab, the gemcitabine, and the oxaliplatin. In some examples, administration of the immunoconjugate, the rituximab, the gemcitabine, and the oxaliplatin results in progression-free survival of the human for at least about 9.5 months after the start of treatment with the immunoconjugate, the rituximab, the gemcitabine, and the oxaliplatin. In some examples, administration of the immunoconjugate, the rituximab, the gemcitabine, and the oxaliplatin results in progression-free survival of the human for at least about 11 months after the start of treatment with the immunoconjugate, the rituximab, the gemcitabine, and the oxaliplatin. In some examples, administration of the immunoconjugate, the rituximab, the gemcitabine, and the oxaliplatin results in progression-free survival of the human for at least about 14 months after the start of treatment with the immunoconjugate, the rituximab, the gemcitabine, and the oxaliplatin. In

some examples, administration of the immunoconjugate, the rituximab, the gemcitabine, and the oxaliplatin results in an increase in progression-free survival of the human compared to administration of rituximab, gemcitabine, and oxaliplatin to a corresponding human. In some examples, administration of the immunoconjugate, the rituximab, the gemcitabine, and the oxaliplatin to a plurality of humans results in an increase in progression-free survival of the humans in the plurality compared to a corresponding plurality of humans administered rituximab, gemcitabine, and oxaliplatin.

[0046] In some examples, which may be combined with any of the preceding examples, administration of the immunoconjugate, the rituximab, the gemcitabine, and the oxaliplatin results in event-free survival of the human. In some examples, administration of the immunoconjugate, the rituximab, the gemcitabine, and the oxaliplatin results in event-free survival of the human for at least about 4 months, at least about 5 months, at least about 6 months, at least about 7 months, at least about 8 months, at least 9 months, at least about 10 months, at least about 11 months, at least about 12 months, at least about 13 months, at least about 14 months, at least about 15 months, at least about 16 months, at least about 17 months, at least about 18 months, at least about 19 months, at least about 20 months, at least about 21 months, at least about 22 months, at least about 23 months, at least about 24 months, or at least about 25 months after the start of treatment with the immunoconjugate, the rituximab, the gemcitabine, and the oxaliplatin. In some examples, administration of the immunoconjugate, the rituximab, the gemcitabine, and the oxaliplatin results in event-free survival of the human for at least about 4 months after the start of treatment with the immunoconjugate, the rituximab, the gemcitabine, and the oxaliplatin. In some examples, administration of the immunoconjugate, the rituximab, the gemcitabine, and the oxaliplatin results in event-free survival of the human for at least about 5 months after the start of treatment with the immunoconjugate, the rituximab, the gemcitabine, and the oxaliplatin. In some examples, administration of the immunoconjugate, the rituximab, the gemcitabine, and the oxaliplatin results in event-free survival of the human for at least about 6 months after the start of treatment with the immunoconjugate, the rituximab, the gemcitabine, and the oxaliplatin. In some examples, administration of the immunoconjugate, the rituximab, the gemcitabine, and the oxaliplatin results in event-free survival of the human for at least about 9.5 months after the start of treatment with the immunoconjugate, the rituximab, the gemcitabine, and the oxaliplatin. In some examples, administration of the immunoconjugate, the rituximab, the gemcitabine, and the oxaliplatin results in event-free survival of the human for at least about 11 months after the start of treatment with the immunoconjugate, the rituximab, the

gemcitabine, and the oxaliplatin. In some examples, administration of the immunoconjugate, the rituximab, the gemcitabine, and the oxaliplatin results in event-free survival of the human for at least about 14 months after the start of treatment with the immunoconjugate, the rituximab, the gemcitabine, and the oxaliplatin. In some examples, administration of the immunoconjugate, the rituximab, the gemcitabine, and the oxaliplatin results in an increase in event-free survival of the human compared to administration of rituximab, gemcitabine, and oxaliplatin to a corresponding human. In some examples, administration of the immunoconjugate, the rituximab, the gemcitabine, and the oxaliplatin to a plurality of humans results in an increase in event-free survival of the humans in the plurality compared to a corresponding plurality of humans administered rituximab, gemcitabine, and oxaliplatin.

[0047] In some examples, which may be combined with any of the preceding examples, administration of the immunoconjugate, the rituximab, the gemcitabine, and the oxaliplatin results in survival of the human for at least about 10 months or more, at least about 11 months or more, at least about 12 months or more, at least about 13 months or more, at least about 14 months or more, or at least about 15 months or more after the start of treatment with the immunoconjugate, the rituximab, the gemcitabine, and the oxaliplatin. In some examples, administration of the immunoconjugate, the rituximab, the gemcitabine, and the oxaliplatin to a plurality of humans results in a median overall survival of the humans in the plurality of at least about 10 months or more, at least about 11 months or more, at least about 12 months or more, at least about 13 months or more, at least about 14 months or more, or at least about 15 months or more after the start of treatment with the immunoconjugate, the rituximab, the gemcitabine, and the oxaliplatin. In some examples, administration of the immunoconjugate, the rituximab, the gemcitabine, and the oxaliplatin results in an increase in survival of the human compared to administration of rituximab, gemcitabine, and oxaliplatin to a corresponding human. In some examples, administration of the immunoconjugate, the rituximab, the gemcitabine, and the oxaliplatin to a plurality of humans results in an increase in the median overall survival of the humans in the plurality compared to a corresponding plurality of humans administered rituximab, gemcitabine, and oxaliplatin.

[0048] In some examples, which may be combined with any of the preceding examples, administration of the immunoconjugate, the rituximab, the gemcitabine, and the oxaliplatin does not result in tumor lysis syndrome in the human. In some examples, the methods provided herein further comprise administering a prophylactic treatment for tumor lysis

syndrome to the human before, during, and/or after administration of the immunoconjugate, the rituximab, the gemcitabine, and the oxaliplatin to the human.

[0049] In some examples, which may be combined with any of the preceding examples, administration of the immunoconjugate, the rituximab, the gemcitabine, and the oxaliplatin does not result in an infection in the human. In some examples, the infection is a pneumocystis infection or a herpesvirus infection. In some examples, the methods provided herein further comprise administering a prophylactic treatment for infections to the human before, during, and/or after administration of the immunoconjugate, the rituximab, the gemcitabine, and the oxaliplatin to the human.

[0050] In some examples, which may be combined with any of the preceding examples, administration of the immunoconjugate, the rituximab, the gemcitabine, and the oxaliplatin does not result in neutropenia in the human. In some examples, the methods provided herein further comprise administering a prophylactic treatment for neutropenia to the human before, during, and/or after administration of the immunoconjugate, the rituximab, the gemcitabine, and the oxaliplatin to the human. In some examples, the prophylactic treatment for neutropenia comprises administering G-CSF to the human. In some examples, the methods provided herein further comprise stopping treatment with the immunoconjugate, the rituximab, the gemcitabine, and the oxaliplatin if Grade 3 or Grade 4 neutropenia occurs in the human after administration of the immunoconjugate, the rituximab, the gemcitabine, and the oxaliplatin. In some examples, the methods further comprise resuming treatment with the immunoconjugate, the rituximab, the gemcitabine, and the oxaliplatin if absolute neutrophil count (ANC) increases to >1000/μL in the human. In some examples, the methods further comprise administering one or more growth factors to treat neutropenia. In some examples, the one or more growth factors comprise G-CSF. In some examples, the methods further comprise resuming treatment with the immunoconjugate, the rituximab, the gemcitabine, and the oxaliplatin without a dose reduction of the immunoconjugate, the rituximab, the gemcitabine, and the oxaliplatin if ANC recovers to > 1000/μL in the human on or before Day 7 of a 21-day cycle. In some examples, the methods further comprise resuming treatment with the immunoconjugate, the rituximab, the gemcitabine, and the oxaliplatin, wherein the dose of the immunoconjugate is reduced to 1.4 mg/kg if ANC recovers to > 1000/μL in the human after Day 7 of a 21-day cycle. In some examples, the methods further comprise discontinuing treatment with the immunoconjugate, the rituximab, the gemcitabine, and the oxaliplatin if a prior dose reduction of the immunoconjugate, the rituximab, the gemcitabine, and the oxaliplatin occurred.

[0051] In some examples, which may be combined with any of the preceding examples, administration of the immunoconjugate, the rituximab, the gemcitabine, and the oxaliplatin does not result in Hepatitis B reactivation in the human. In some examples, the methods provided herein further comprise administering a prophylactic treatment for Hepatitis B reactivation to the human before, during, and/or after administration of the immunoconjugate, the rituximab, the gemcitabine, and the oxaliplatin to the human. In some examples, the methods provided herein further comprise administering anti-viral medication to the human if Hepatitis B reactivation is detected in the human.

[0052] In some examples, which may be combined with any of the preceding examples, administration of the immunoconjugate, the rituximab, the gemcitabine, and the oxaliplatin does not result in one or more adverse events selected from the group consisting of drug-induced liver injury, progressive multifocal leukoencephalopathy, systemic hypersensitivity reaction, anaphylactic reaction, anaphylactoid reaction, and second malignancy.

[0053] In some examples, which may be combined with any of the preceding examples, administration of the immunoconjugate, the rituximab, the gemcitabine, and the oxaliplatin to a plurality of humans results in an increase in the complete response rate (CRR) compared to a corresponding plurality of humans administered rituximab, gemcitabine, and oxaliplatin.

[0054] In some examples, which may be combined with any of the preceding examples, administration of the immunoconjugate, the rituximab, the gemcitabine, and the oxaliplatin to a plurality of humans results in an increase in the objective response rate (ORR) compared to a corresponding plurality of humans administered rituximab, gemcitabine, and oxaliplatin.

[0055] In some examples, which may be combined with any of the preceding examples, administration of the immunoconjugate, the rituximab, the gemcitabine, and the oxaliplatin to a plurality of humans results in an increase in the best overall response rate (BOR) compared to a corresponding plurality of humans administered rituximab, gemcitabine, and oxaliplatin.

[0056] In some examples, which may be combined with any of the preceding examples, administration of the immunoconjugate, the rituximab, the gemcitabine, and the oxaliplatin to a plurality of humans results in an increase in the duration of response (DOR)

compared to a corresponding plurality of humans administered rituximab, gemcitabine, and oxaliplatin.

[0057] In some examples, which may be combined with any of the preceding examples, administration of the immunoconjugate, the rituximab, the gemcitabine, and the oxaliplatin to a plurality of humans results in a 1-year progression-free survival rate of at least about 30% or greater, at least about 40% or greater, at least about 50% or greater, at least about 60% or greater, at least about 70% or greater, at least about 80% or greater, at least about 90% or greater, at least about 95% or greater, or about 100% of the humans in the plurality. In some examples, administration of the immunoconjugate, the rituximab, the gemcitabine, and the oxaliplatin to a plurality of humans results in a 2-year progression-free survival rate of at least about 63% or greater, at least about 65% or greater, at least about 70% or greater, at least about 80% or greater, at least about 90% or greater, at least about 95% or greater, or about 100% of the humans in the plurality. In some examples, administration of the immunoconjugate, the rituximab, the gemcitabine, and the oxaliplatin to a plurality of humans results in a 5-year progression-free survival rate of at least about 14% or greater, at least about 15% or greater, at least about 20% or greater, at least about 30% or greater, at least about 40% or greater, at least about 50% or greater, at least about 60% or greater, at least about 70% or greater, at least about 80% or greater, at least about 90% or greater, at least about 95% or greater, or about 100% of the humans in the plurality. In some examples, administration of the immunoconjugate, the rituximab, the gemcitabine, and the oxaliplatin to a plurality of humans results in an increase in the 1-year, 2-year, 3.5-year, or 5-year progression-free survival rate compared to a corresponding plurality of humans administered rituximab, gemcitabine, and oxaliplatin.

[0058] In some examples, which may be combined with any of the preceding examples, administration of the immunoconjugate, the rituximab, the gemcitabine, and the oxaliplatin to a plurality of humans results in a 1-year overall survival rate of at least about 42% or greater, at least about 45% or greater, at least about 50% or greater, at least about 60% or greater, at least about 70% or greater, at least about 80% or greater, at least about 90% or greater, at least about 95% or greater, or about 100% of the humans in the plurality. In some examples, administration of the immunoconjugate, the rituximab, the gemcitabine, and the oxaliplatin to a plurality of humans results in a 2-year overall survival rate of at least about 67% or greater, at least about 70% or greater, at least about 80% or greater, at least about 90% or greater, at least about 95% or greater, or about 100% of the humans in the plurality. In some examples, administration of the immunoconjugate, the rituximab, the gemcitabine, and the

oxaliplatin to a plurality of humans results in a 3.5-year overall survival rate of at least about 38% or greater, at least about 40% or greater, at least about 50% or greater, at least about 60% or greater, at least about 70% or greater, at least about 80% or greater, at least about 90% or greater, at least about 95% or greater, or about 100% of the humans in the plurality. In some examples, administration of the immunoconjugate, the rituximab, the gemcitabine, and the oxaliplatin to a plurality of humans results in a 5-year overall survival rate of at least about 15% or greater, at least about 20% or greater, at least about 30% or greater, at least about 40% or greater, at least about 50% or greater, at least about 60% or greater, at least about 70% or greater, at least about 80% or greater, at least about 90% or greater, at least about 95% or greater, or about 100% of the humans in the plurality. In some examples, administration of the immunoconjugate, the rituximab, the gemcitabine, and the oxaliplatin to a plurality of humans results in an increase in the 1-year, 2-year, 3.5-year, or 5-year overall survival rate compared to a corresponding plurality of humans administered rituximab, gemcitabine, and oxaliplatin.

[0059] In some examples, which may be combined with any of the preceding examples, administration of the immunoconjugate, the rituximab, the gemcitabine, and the oxaliplatin to a plurality of humans results in a 2-year event-free survival rate of at least about 44% or greater, at least about 45% or greater, at least about 50% or greater, at least about 60% or greater, at least about 70% or greater, at least about 80% or greater, at least about 90% or greater, at least about 95% or greater, or about 100% of the humans in the plurality. In some examples, administration of the immunoconjugate, the rituximab, the gemcitabine, and the oxaliplatin to a plurality of humans results in an increase in the 1-year, 2-year, 3.5-year, or 5-year event-free survival rate compared to a corresponding plurality of humans administered rituximab, gemcitabine, and oxaliplatin.

[0060] In some examples, which may be combined with any of the preceding examples, administration of the immunoconjugate, the rituximab, the gemcitabine, and the oxaliplatin to a plurality of humans results in an objective response rate of at least about 44% or greater, at least about 45% or greater, at least about 50% or greater, at least about 60% or greater, at least about 70% or greater, at least about 80% or greater, at least about 90% or greater, at least about 95% or greater, or about 100% of the humans in the plurality.

[0061] In some examples, which may be combined with any of the preceding examples, administration of the immunoconjugate, the rituximab, the gemcitabine, and the oxaliplatin to a plurality of humans results in a complete response rate of at least about 35% or greater, at least about 40% or greater, at least about 50% or greater, at least about 60% or greater,

at least about 70% or greater, at least about 80% or greater, at least about 90% or greater, at least about 95% or greater, or about 100% of the humans in the plurality.

[0062] In some examples, which may be combined with any of the preceding examples, administration of the immunoconjugate, the rituximab, the gemcitabine, and the oxaliplatin to a plurality of humans results in a partial response rate of at least about 10% or greater, at least about 20% or greater, at least about 30% or greater, at least about 40% or greater, at least about 50% or greater, at least about 60% or greater, at least about 70% or greater, at least about 80% or greater, at least about 90% or greater, at least about 95% or greater, or about 100% of the humans in the plurality. In some examples, which may be combined with any of the preceding examples, administration of the immunoconjugate, the rituximab, the gemcitabine, and the oxaliplatin to a plurality of humans results in an increase in the partial response rate compared to a corresponding plurality of humans administered rituximab, gemcitabine, and oxaliplatin.

[0063] In another example, provided herein is a kit comprising an immunoconjugate comprising the formula

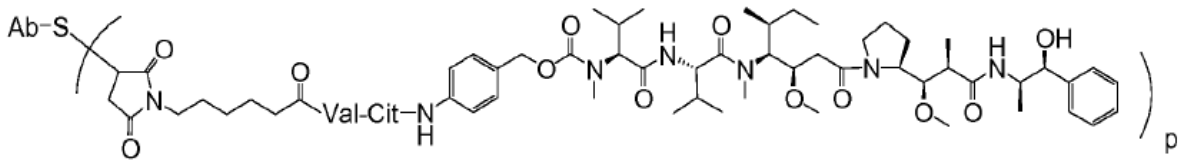

,

wherein Ab is an anti-CD79b antibody comprising (i) an HVR-H1 comprising the amino acid sequence of SEQ ID NO: 21; (ii) an HVR-H2 comprising the amino acid sequence of SEQ ID NO: 22; (iii) an HVR-H3 comprising the amino acid sequence of SEQ ID NO: 23; (iv) an HVR-L1 comprising the amino acid sequence of SEQ ID NO: 24; (v) an HVR-L2 comprising the amino acid sequence of SEQ ID NO: 25; and (vi) an HVR-L3 comprising the amino acid sequence of SEQ ID NO:26, and wherein p is between 1 and 8, for use in combination with rituximab, gemcitabine, and oxaliplatin for treating a human in need thereof having diffuse large B-cell lymphoma (DLBCL) according to any of the preceding examples.

[0064] In another example, provided herein is a kit comprising polatuzumab vedotin-piiq for use in combination with rituximab, gemcitabine, and oxaliplatin for treating a human in need thereof having diffuse large B-cell lymphoma (DLBCL) according to according to any of the preceding examples.

[0065] In another example, provided herein is an immunoconjugate comprising the formula

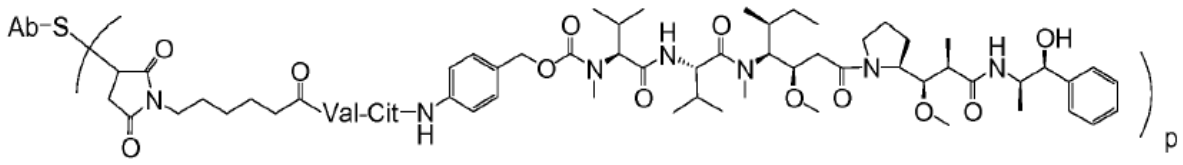

,

wherein Ab is an anti-CD79b antibody comprising (i) an HVR-H1 comprising the amino acid sequence of SEQ ID NO: 21; (ii) an HVR-H2 comprising the amino acid sequence of SEQ ID NO: 22; (iii) an HVR-H3 comprising the amino acid sequence of SEQ ID NO: 23; (iv) an HVR-L1 comprising the amino acid sequence of SEQ ID NO: 24; (v) an HVR-L2 comprising the amino acid sequence of SEQ ID NO: 25; and (vi) an HVR-L3 comprising the amino acid sequence of SEQ ID NO:26, and wherein p is between 1 and 8 for use in a method of treating diffuse large B-cell lymphoma (DLBCL) in combination with rituximab, gemcitabine, and oxaliplatin according to any of the preceding examples.

[0066] In another example, provided herein is rituximab for use in a method of treating diffuse large B-cell lymphoma (DLBCL) in combination with an immunoconjugate, gemcitabine, and oxaliplatin according to any of the preceding examples, wherein the immunoconjugate comprises the formula

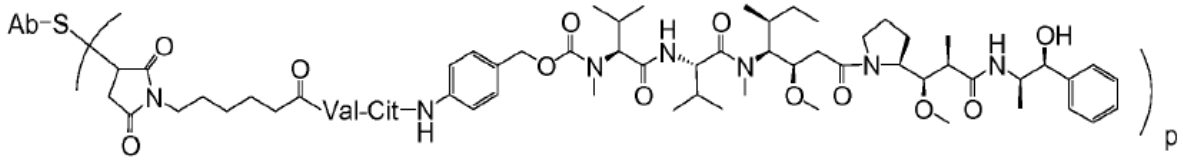

,

wherein Ab is an anti-CD79b antibody comprising (i) an HVR-H1 comprising the amino acid sequence of SEQ ID NO: 21; (ii) an HVR-H2 comprising the amino acid sequence of SEQ ID NO: 22; (iii) an HVR-H3 comprising the amino acid sequence of SEQ ID NO: 23; (iv) an HVR-L1 comprising the amino acid sequence of SEQ ID NO: 24; (v) an HVR-L2 comprising the amino acid sequence of SEQ ID NO: 25; and (vi) an HVR-L3 comprising the amino acid sequence of SEQ ID NO:26, and wherein p is between 1 and 8.

[0067] In another example, provided herein is gemcitabine for use in a method of treating diffuse large B-cell lymphoma (DLBCL) in combination with an immunoconjugate, rituximab, and oxaliplatin according to any of the preceding examples, wherein the immunoconjugate comprises the formula

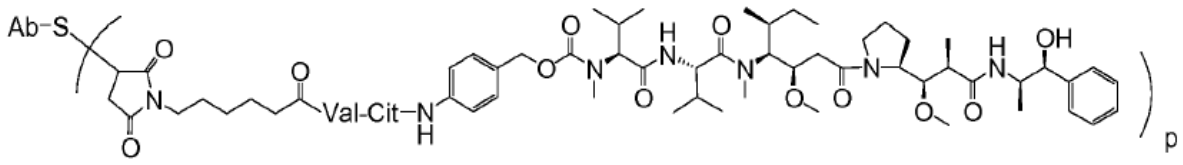

,

wherein Ab is an anti-CD79b antibody comprising (i) an HVR-H1 comprising the amino acid sequence of SEQ ID NO: 21; (ii) an HVR-H2 comprising the amino acid sequence of SEQ ID NO: 22; (iii) an HVR-H3 comprising the amino acid sequence of SEQ ID NO: 23; (iv) an HVR-L1 comprising the amino acid sequence of SEQ ID NO: 24; (v) an HVR-L2 comprising the amino acid sequence of SEQ ID NO: 25; and (vi) an HVR-L3 comprising the amino acid sequence of SEQ ID NO:26, and wherein p is between 1 and 8.

[0068] In another example, provided herein is oxaliplatin for use in a method of treating diffuse large B-cell lymphoma (DLBCL) in combination with an immunoconjugate, gemcitabine, and rituximab according to any of the preceding examples, wherein the immunoconjugate comprises the formula

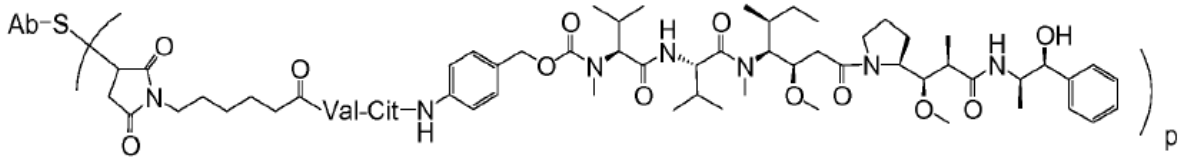

,

wherein Ab is an anti-CD79b antibody comprising (i) an HVR-H1 comprising the amino acid sequence of SEQ ID NO: 21; (ii) an HVR-H2 comprising the amino acid sequence of SEQ ID NO: 22; (iii) an HVR-H3 comprising the amino acid sequence of SEQ ID NO: 23; (iv) an HVR-L1 comprising the amino acid sequence of SEQ ID NO: 24; (v) an HVR-L2 comprising the amino acid sequence of SEQ ID NO: 25; and (vi) an HVR-L3 comprising the amino acid sequence of SEQ ID NO:26, and wherein p is between 1 and 8.

[0069] In another example, provided herein is an immunoconjugate comprising the formula

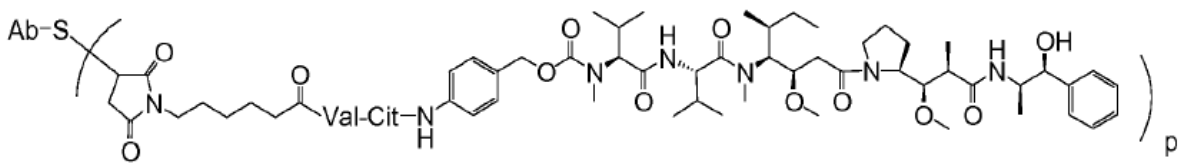

,

wherein Ab is an anti-CD79b antibody comprising (i) an HVR-H1 comprising the amino acid sequence of SEQ ID NO: 21; (ii) an HVR-H2 comprising the amino acid sequence of SEQ ID NO: 22; (iii) an HVR-H3 comprising the amino acid sequence of SEQ ID NO: 23; (iv) an HVR-L1 comprising the amino acid sequence of SEQ ID NO: 24; (v) an HVR-L2 comprising the amino acid sequence of SEQ ID NO: 25; and (vi) an HVR-L3 comprising the amino acid sequence of SEQ ID NO:26, and wherein p is between 1 and 8 for use in a method of treating diffuse large B-cell lymphoma (DLBCL) in combination with rituximab, gemcitabine, and oxaliplatin according to any of the preceding examples, wherein after administration of the immunoconjugate, the rituximab, the gemcitabine, and the oxaliplatin, the human does not experience peripheral neuropathy of Grade 3 or greater that does not resolve to Grade 1 or lower within 14 days.

[0070] In another example, provided herein is an immunoconjugate comprising the formula

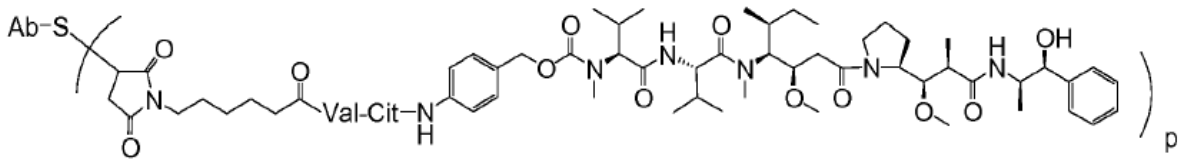

,

wherein Ab is an anti-CD79b antibody comprising (i) an HVR-H1 comprising the amino acid sequence of SEQ ID NO: 21; (ii) an HVR-H2 comprising the amino acid sequence of SEQ ID NO: 22; (iii) an HVR-H3 comprising the amino acid sequence of SEQ ID NO: 23; (iv) an HVR-L1 comprising the amino acid sequence of SEQ ID NO: 24; (v) an HVR-L2 comprising the amino acid sequence of SEQ ID NO: 25; and (vi) an HVR-L3 comprising the amino acid sequence of SEQ ID NO:26, and wherein p is between 1 and 8 for use in a method of treating diffuse large B-cell lymphoma (DLBCL) in combination with rituximab, gemcitabine, and oxaliplatin according to any of the preceding examples, wherein administration of the immunoconjugate, the rituximab, the gemcitabine, and the oxaliplatin does not result in peripheral neuropathy of Grade 3 or greater in the human that does not resolve to Grade 1 or lower within 14 days.

[0071] In another example, provided herein is an immunoconjugate comprising the formula

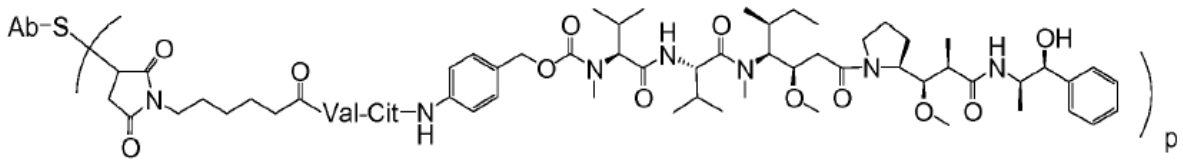

,

wherein Ab is an anti-CD79b antibody comprising (i) an HVR-H1 comprising the amino acid sequence of SEQ ID NO: 21; (ii) an HVR-H2 comprising the amino acid sequence of SEQ ID NO: 22; (iii) an HVR-H3 comprising the amino acid sequence of SEQ ID NO: 23; (iv) an HVR-L1 comprising the amino acid sequence of SEQ ID NO: 24; (v) an HVR-L2 comprising the amino acid sequence of SEQ ID NO: 25; and (vi) an HVR-L3 comprising the amino acid sequence of SEQ ID NO:26, and wherein p is between 1 and 8 for use in a method of treating diffuse large B-cell lymphoma (DLBCL) in combination with rituximab, gemcitabine, and oxaliplatin according to any of the preceding examples, wherein, among a plurality of humans treated, after administration of the immunoconjugate, the rituximab, the gemcitabine, and the oxaliplatin, 33% or fewer of the humans in the plurality experience peripheral neuropathy of Grade 3 or greater that does not resolve to Grade 1 or lower within 14 days.

[0072] In another example, provided herein is an immunoconjugate comprising the formula

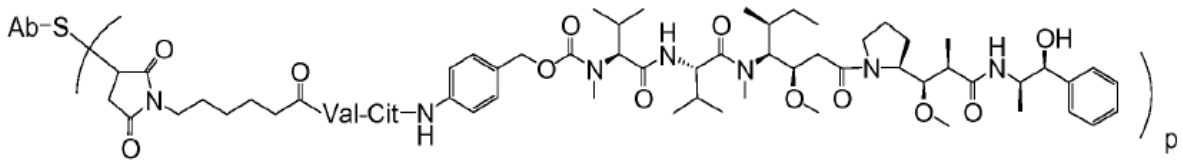

,

wherein Ab is an anti-CD79b antibody comprising (i) an HVR-H1 comprising the amino acid sequence of SEQ ID NO: 21; (ii) an HVR-H2 comprising the amino acid sequence of SEQ ID NO: 22; (iii) an HVR-H3 comprising the amino acid sequence of SEQ ID NO: 23; (iv) an HVR-L1 comprising the amino acid sequence of SEQ ID NO: 24; (v) an HVR-L2 comprising the amino acid sequence of SEQ ID NO: 25; and (vi) an HVR-L3 comprising the amino acid sequence of SEQ ID NO:26, and wherein p is between 1 and 8 for use in a method of treating diffuse large B-cell lymphoma (DLBCL) in combination with rituximab, gemcitabine, and oxaliplatin according to any of the preceding examples, wherein administration of the immunoconjugate, the rituximab, the gemcitabine, and the oxaliplatin to a plurality of humans results in 33% or fewer of the humans in the plurality experiencing peripheral neuropathy of Grade 3 or greater that does not resolve to Grade 1 or lower within 14 days.

[0073] In another example, provided herein is rituximab for use in a method of treating diffuse large B-cell lymphoma (DLBCL) in combination with an immunoconjugate, gemcitabine, and oxaliplatin according to any of the preceding examples, wherein the immunoconjugate comprises the formula

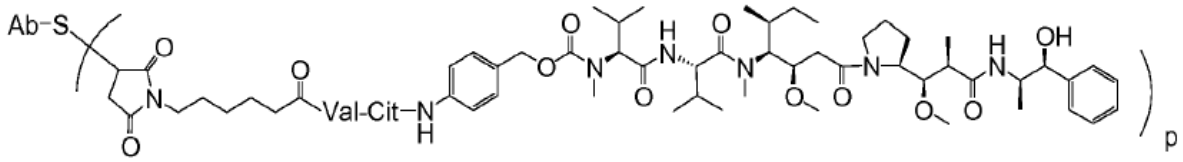

,

wherein Ab is an anti-CD79b antibody comprising (i) an HVR-H1 comprising the amino acid sequence of SEQ ID NO: 21; (ii) an HVR-H2 comprising the amino acid sequence of SEQ ID NO: 22; (iii) an HVR-H3 comprising the amino acid sequence of SEQ ID NO: 23; (iv) an HVR-L1 comprising the amino acid sequence of SEQ ID NO: 24; (v) an HVR-L2 comprising the amino acid sequence of SEQ ID NO: 25; and (vi) an HVR-L3 comprising the amino acid sequence of SEQ ID NO:26, and wherein p is between 1 and 8, wherein after administration of the immunoconjugate, the rituximab, the gemcitabine, and the oxaliplatin, the human does not experience peripheral neuropathy of Grade 3 or greater that does not resolve to Grade 1 or lower within 14 days.

[0074] In another example, provided herein is rituximab for use in a method of treating diffuse large B-cell lymphoma (DLBCL) in combination with an immunoconjugate, gemcitabine, and oxaliplatin according to any of the preceding examples, wherein the immunoconjugate comprises the formula

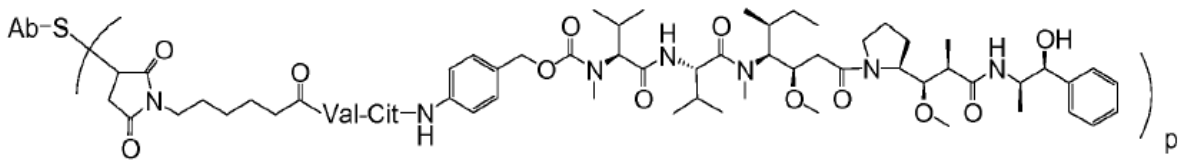

,

wherein Ab is an anti-CD79b antibody comprising (i) an HVR-H1 comprising the amino acid sequence of SEQ ID NO: 21; (ii) an HVR-H2 comprising the amino acid sequence of SEQ ID NO: 22; (iii) an HVR-H3 comprising the amino acid sequence of SEQ ID NO: 23; (iv) an HVR-L1 comprising the amino acid sequence of SEQ ID NO: 24; (v) an HVR-L2 comprising the amino acid sequence of SEQ ID NO: 25; and (vi) an HVR-L3 comprising the amino acid sequence of SEQ ID NO:26, and wherein p is between 1 and 8, wherein administration of the

immunoconjugate, the rituximab, the gemcitabine, and the oxaliplatin does not result in peripheral neuropathy of Grade 3 or greater in the human that does not resolve to Grade 1 or lower within 14 days.

[0075] In another example, provided herein is rituximab for use in a method of treating diffuse large B-cell lymphoma (DLBCL) in combination with an immunoconjugate, gemcitabine, and oxaliplatin according to any of the preceding examples, wherein the immunoconjugate comprises the formula

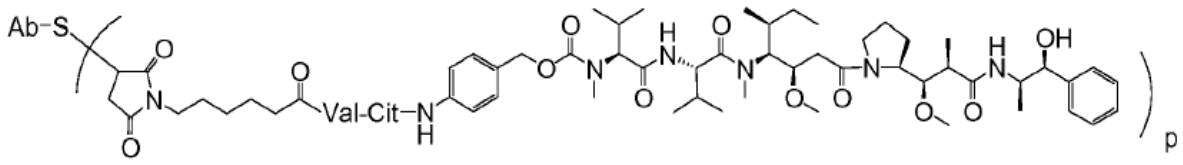

,

wherein Ab is an anti-CD79b antibody comprising (i) an HVR-H1 comprising the amino acid sequence of SEQ ID NO: 21; (ii) an HVR-H2 comprising the amino acid sequence of SEQ ID NO: 22; (iii) an HVR-H3 comprising the amino acid sequence of SEQ ID NO: 23; (iv) an HVR-L1 comprising the amino acid sequence of SEQ ID NO: 24; (v) an HVR-L2 comprising the amino acid sequence of SEQ ID NO: 25; and (vi) an HVR-L3 comprising the amino acid sequence of SEQ ID NO:26, and wherein p is between 1 and 8, wherein, among a plurality of humans treated, after administration of the immunoconjugate, the rituximab, the gemcitabine, and the oxaliplatin, 33% or fewer of the humans in the plurality experience peripheral neuropathy of Grade 3 or greater that does not resolve to Grade 1 or lower within 14 days.

[0076] In another example, provided herein is rituximab for use in a method of treating diffuse large B-cell lymphoma (DLBCL) in combination with an immunoconjugate, gemcitabine, and oxaliplatin according to any of the preceding examples, wherein the immunoconjugate comprises the formula

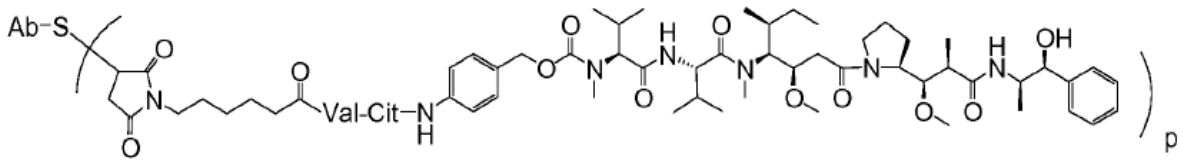

,

wherein Ab is an anti-CD79b antibody comprising (i) an HVR-H1 comprising the amino acid sequence of SEQ ID NO: 21; (ii) an HVR-H2 comprising the amino acid sequence of SEQ ID NO: 22; (iii) an HVR-H3 comprising the amino acid sequence of SEQ ID NO: 23; (iv) an HVR-

L1 comprising the amino acid sequence of SEQ ID NO: 24; (v) an HVR-L2 comprising the amino acid sequence of SEQ ID NO: 25; and (vi) an HVR-L3 comprising the amino acid sequence of SEQ ID NO:26, and wherein p is between 1 and 8, wherein administration of the immunoconjugate, the rituximab, the gemcitabine, and the oxaliplatin to a plurality of humans results in 33% or fewer of the humans in the plurality experiencing peripheral neuropathy of Grade 3 or greater that does not resolve to Grade 1 or lower within 14 days.

[0077] In another example, provided herein is gemcitabine for use in a method of treating diffuse large B-cell lymphoma (DLBCL) in combination with an immunoconjugate, rituximab, and oxaliplatin according to any of the preceding examples, wherein the immunoconjugate comprises the formula

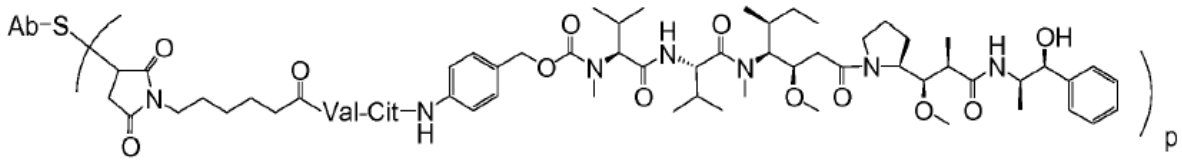

,

wherein Ab is an anti-CD79b antibody comprising (i) an HVR-H1 comprising the amino acid sequence of SEQ ID NO: 21; (ii) an HVR-H2 comprising the amino acid sequence of SEQ ID NO: 22; (iii) an HVR-H3 comprising the amino acid sequence of SEQ ID NO: 23; (iv) an HVR-L1 comprising the amino acid sequence of SEQ ID NO: 24; (v) an HVR-L2 comprising the amino acid sequence of SEQ ID NO: 25; and (vi) an HVR-L3 comprising the amino acid sequence of SEQ ID NO:26, and wherein p is between 1 and 8, wherein after administration of the immunoconjugate, the rituximab, the gemcitabine, and the oxaliplatin, the human does not experience peripheral neuropathy of Grade 3 or greater that does not resolve to Grade 1 or lower within 14 days.

[0078] In another example, provided herein is gemcitabine for use in a method of treating diffuse large B-cell lymphoma (DLBCL) in combination with an immunoconjugate, rituximab, and oxaliplatin according to any of the preceding examples, wherein the immunoconjugate comprises the formula

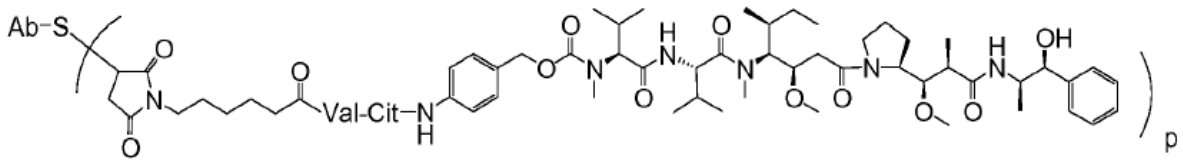

,

wherein Ab is an anti-CD79b antibody comprising (i) an HVR-H1 comprising the amino acid sequence of SEQ ID NO: 21; (ii) an HVR-H2 comprising the amino acid sequence of SEQ ID NO: 22; (iii) an HVR-H3 comprising the amino acid sequence of SEQ ID NO: 23; (iv) an HVR-L1 comprising the amino acid sequence of SEQ ID NO: 24; (v) an HVR-L2 comprising the amino acid sequence of SEQ ID NO: 25; and (vi) an HVR-L3 comprising the amino acid sequence of SEQ ID NO:26, and wherein p is between 1 and 8, wherein administration of the immunoconjugate, the rituximab, the gemcitabine, and the oxaliplatin does not result in peripheral neuropathy of Grade 3 or greater in the human that does not resolve to Grade 1 or lower within 14 days.

[0079] In another example, provided herein is gemcitabine for use in a method of treating diffuse large B-cell lymphoma (DLBCL) in combination with an immunoconjugate, rituximab, and oxaliplatin according to any of the preceding examples, wherein the immunoconjugate comprises the formula

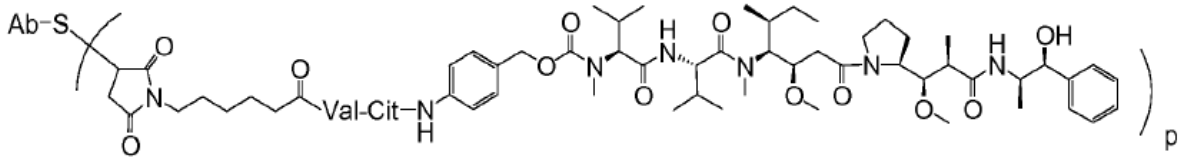

,

wherein Ab is an anti-CD79b antibody comprising (i) an HVR-H1 comprising the amino acid sequence of SEQ ID NO: 21; (ii) an HVR-H2 comprising the amino acid sequence of SEQ ID NO: 22; (iii) an HVR-H3 comprising the amino acid sequence of SEQ ID NO: 23; (iv) an HVR-L1 comprising the amino acid sequence of SEQ ID NO: 24; (v) an HVR-L2 comprising the amino acid sequence of SEQ ID NO: 25; and (vi) an HVR-L3 comprising the amino acid sequence of SEQ ID NO:26, and wherein p is between 1 and 8, wherein, among a plurality of humans treated, after administration of the immunoconjugate, the rituximab, the gemcitabine, and the oxaliplatin, 33% or fewer of the humans in the plurality experience peripheral neuropathy of Grade 3 or greater that does not resolve to Grade 1 or lower within 14 days.

[0080] In another example, provided herein is gemcitabine for use in a method of treating diffuse large B-cell lymphoma (DLBCL) in combination with an immunoconjugate, rituximab, and oxaliplatin according to any of the preceding examples, wherein the immunoconjugate comprises the formula

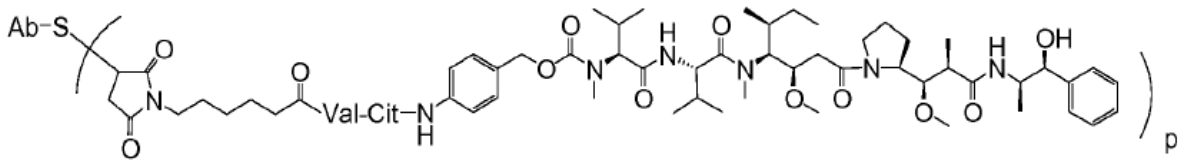

,

wherein Ab is an anti-CD79b antibody comprising (i) an HVR-H1 comprising the amino acid sequence of SEQ ID NO: 21; (ii) an HVR-H2 comprising the amino acid sequence of SEQ ID NO: 22; (iii) an HVR-H3 comprising the amino acid sequence of SEQ ID NO: 23; (iv) an HVR-L1 comprising the amino acid sequence of SEQ ID NO: 24; (v) an HVR-L2 comprising the amino acid sequence of SEQ ID NO: 25; and (vi) an HVR-L3 comprising the amino acid sequence of SEQ ID NO:26, and wherein p is between 1 and 8, wherein administration of the immunoconjugate, the rituximab, the gemcitabine, and the oxaliplatin to a plurality of humans results in 33% or fewer of the humans in the plurality experiencing peripheral neuropathy of Grade 3 or greater that does not resolve to Grade 1 or lower within 14 days.

[0081] In another example, provided herein is oxaliplatin for use in a method of treating diffuse large B-cell lymphoma (DLBCL) in combination with an immunoconjugate, gemcitabine, and rituximab according to any of the preceding examples, wherein the immunoconjugate comprises the formula

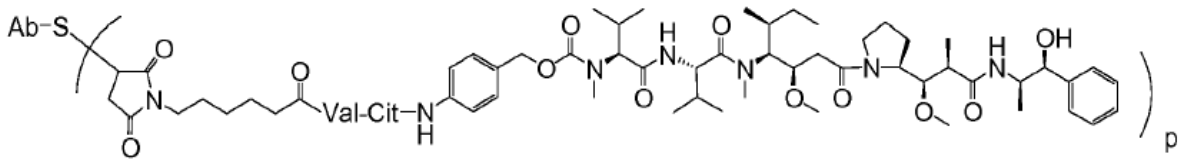

,

wherein Ab is an anti-CD79b antibody comprising (i) an HVR-H1 comprising the amino acid sequence of SEQ ID NO: 21; (ii) an HVR-H2 comprising the amino acid sequence of SEQ ID NO: 22; (iii) an HVR-H3 comprising the amino acid sequence of SEQ ID NO: 23; (iv) an HVR-L1 comprising the amino acid sequence of SEQ ID NO: 24; (v) an HVR-L2 comprising the amino acid sequence of SEQ ID NO: 25; and (vi) an HVR-L3 comprising the amino acid sequence of SEQ ID NO:26, and wherein p is between 1 and 8, wherein, after administration of

the immunoconjugate, the rituximab, the gemcitabine, and the oxaliplatin, the human does not experience peripheral neuropathy of Grade 3 or greater that does not resolve to Grade 1 or lower within 14 days.

[0082] In another example, provided herein is oxaliplatin for use in a method of treating diffuse large B-cell lymphoma (DLBCL) in combination with an immunoconjugate, gemcitabine, and rituximab according to any of the preceding examples, wherein the immunoconjugate comprises the formula

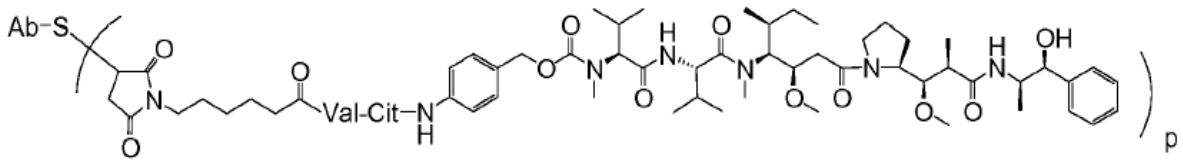

,

wherein Ab is an anti-CD79b antibody comprising (i) an HVR-H1 comprising the amino acid sequence of SEQ ID NO: 21; (ii) an HVR-H2 comprising the amino acid sequence of SEQ ID NO: 22; (iii) an HVR-H3 comprising the amino acid sequence of SEQ ID NO: 23; (iv) an HVR-L1 comprising the amino acid sequence of SEQ ID NO: 24; (v) an HVR-L2 comprising the amino acid sequence of SEQ ID NO: 25; and (vi) an HVR-L3 comprising the amino acid sequence of SEQ ID NO:26, and wherein p is between 1 and 8, wherein administration of the immunoconjugate, the rituximab, the gemcitabine, and the oxaliplatin does not result in peripheral neuropathy of Grade 3 or greater in the human that does not resolve to Grade 1 or lower within 14 days.

[0083] In another example, provided herein is oxaliplatin for use in a method of treating diffuse large B-cell lymphoma (DLBCL) in combination with an immunoconjugate, gemcitabine, and rituximab according to any of the preceding examples, wherein the immunoconjugate comprises the formula

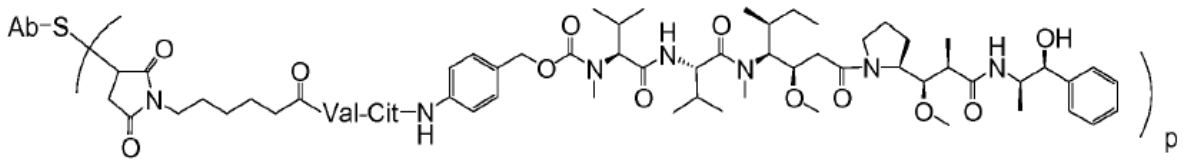

,

wherein Ab is an anti-CD79b antibody comprising (i) an HVR-H1 comprising the amino acid sequence of SEQ ID NO: 21; (ii) an HVR-H2 comprising the amino acid sequence of SEQ ID NO: 22; (iii) an HVR-H3 comprising the amino acid sequence of SEQ ID NO: 23; (iv) an HVR-

L1 comprising the amino acid sequence of SEQ ID NO: 24; (v) an HVR-L2 comprising the amino acid sequence of SEQ ID NO: 25; and (vi) an HVR-L3 comprising the amino acid sequence of SEQ ID NO:26, and wherein p is between 1 and 8, wherein, among a plurality of humans treated, after administration of the immunoconjugate, the rituximab, the gemcitabine, and the oxaliplatin, 33% or fewer of the humans in the plurality experience peripheral neuropathy of Grade 3 or greater that does not resolve to Grade 1 or lower within 14 days.

[0084] In another example, provided herein is oxaliplatin for use in a method of treating diffuse large B-cell lymphoma (DLBCL) in combination with an immunoconjugate, gemcitabine, and rituximab according to any of the preceding examples, wherein the immunoconjugate comprises the formula

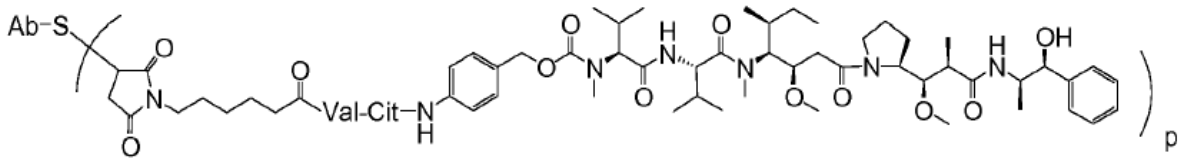

,

wherein Ab is an anti-CD79b antibody comprising (i) an HVR-H1 comprising the amino acid sequence of SEQ ID NO: 21; (ii) an HVR-H2 comprising the amino acid sequence of SEQ ID NO: 22; (iii) an HVR-H3 comprising the amino acid sequence of SEQ ID NO: 23; (iv) an HVR-L1 comprising the amino acid sequence of SEQ ID NO: 24; (v) an HVR-L2 comprising the amino acid sequence of SEQ ID NO: 25; and (vi) an HVR-L3 comprising the amino acid sequence of SEQ ID NO:26, and wherein p is between 1 and 8, wherein administration of the immunoconjugate, the rituximab, the gemcitabine, and the oxaliplatin to a plurality of humans results in 33% or fewer of the humans in the plurality experiencing peripheral neuropathy of Grade 3 or greater that does not resolve to Grade 1 or lower within 14 days.

[0085] In one example, provided herein is a method for treating diffuse large B-cell lymphoma (DLBCL) in a human in need thereof comprising administering to the human an effective amount of:

(a) an immunoconjugate comprising the formula

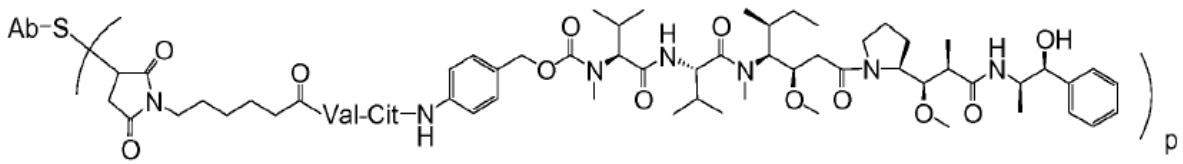

,

wherein Ab is an anti-CD79b antibody comprising (i) an HVR-H1 comprising the amino acid sequence of SEQ ID NO: 21; (ii) an HVR-H2 comprising the amino acid sequence of SEQ ID NO: 22; (iii) an HVR-H3 comprising the amino acid sequence of SEQ ID NO: 23; (iv) an HVR-L1 comprising the amino acid sequence of SEQ ID NO: 24; (v) an HVR-L2 comprising the amino acid sequence of SEQ ID NO: 25; and (vi) an HVR-L3 comprising the amino acid sequence of SEQ ID NO: 26, and wherein p is between 1 and 8, (b) obinutuzumab, (c) gemcitabine, and (d) oxaliplatin.

[0086] In certain examples, the anti-CD79b antibody comprises (i) a heavy chain variable domain (VH) comprising the amino acid sequence of SEQ ID NO: 19 and (ii) a light chain variable domain (VL) comprising the amino acid sequence of SEQ ID NO: 20. In some examples, the anti-CD79b antibody comprises (i) a heavy chain comprising the amino acid sequence of SEQ ID NO: 36 and (ii) a light chain comprising the amino acid sequence of SEQ ID NO: 35. In certain examples, p is between 2 and 5. In certain examples, p is between 3 and 4. In certain examples, the immunoconjugate is polatuzumab vedotin-piiq.

[0087] In some examples, the anti-CD79b antibody comprises a heavy chain comprising the amino acid sequence of SEQ ID NO: 37 and a light chain comprising the amino acid sequence of SEQ ID NO: 35. In some examples, the anti-CD79b antibody comprises a heavy chain comprising the amino acid sequence of SEQ ID NO: 36 and a light chain comprising the amino acid sequence of SEQ ID NO: 38. In some examples, the immunoconjugate is iladatuzumab vedotin. In certain examples, p is between 2 and 5. In certain examples, p is 2.

[0088] In some examples, which may be combined with any of the preceding examples, the immunoconjugate is administered at a dose of about 1.8 mg/kg, the obinutuzumab is administered at a dose of about 1000 mg, the gemcitabine is administered at a dose of about 1000 mg/m^2, and the oxaliplatin is administered at a dose of about 100 mg/m^2. In certain examples, the immunoconjugate, the obinutuzumab, the gemcitabine, and the oxaliplatin are administered for one or more 21-day cycles. In certain examples, the immunoconjugate is administered at a dose of about 1.8 mg/kg each cycle, the obinutuzumab is administered at a dose of about 1000 mg each cycle, the gemcitabine is administered at a dose of about 1000 mg/m^2 each cycle, and the oxaliplatin is administered at a dose of about 100 mg/m^2 each cycle. In certain examples, the obinutuzumab is administered before the immunoconjugate. In certain examples, the gemcitabine is administered before the oxaliplatin. In certain examples, the immunoconjugate, the obinutuzumab, the gemcitabine, and the oxaliplatin are administered for up to eight 21-day cycles. In certain examples, the

immunoconjugate, the obinutuzumab, the gemcitabine, and the oxaliplatin are administered for eight 21-day cycles.

[0089] In another example, provided herein is a method for treating diffuse large B-cell lymphoma (DLBCL) in a human in need thereof comprising administering to the human an effective amount of:

(a) an immunoconjugate comprising the formula

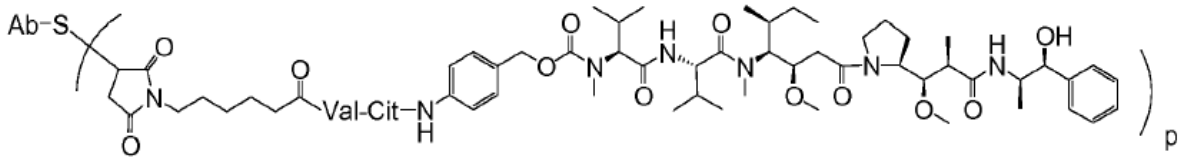

,

wherein Ab is an anti-CD79b antibody comprising (i) a heavy chain comprising the amino acid sequence of SEQ ID NO: 36 and (ii) a light chain comprising the amino acid sequence of SEQ ID NO: 35, and wherein p is between 2 and 5, (b) obinutuzumab, (c) gemcitabine, and (d) oxaliplatin; wherein the immunoconjugate, the obinutuzumab, the gemcitabine, and the oxaliplatin are administered for up to eight 21-day cycles, wherein during each cycle the immunoconjugate is administered at a dose of about 1.8 mg/kg, the obinutuzumab is administered at a dose of about 1000 mg, the gemcitabine is administered at a dose of about 1000 mg/m^2, and the oxaliplatin is administered at a dose of about 100 mg/m^2.

[0090] In another example, provided herein is a method for treating diffuse large B-cell lymphoma (DLBCL) in a human in need thereof comprising administering to the human an effective amount of:

(a) an immunoconjugate comprising the formula

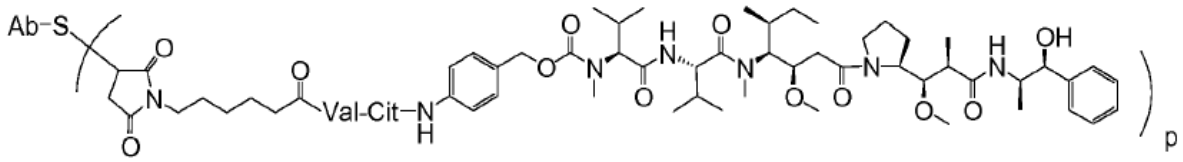

,

wherein Ab is an anti-CD79b antibody comprising (i) a heavy chain comprising the amino acid sequence of SEQ ID NO: 36 and (ii) a light chain comprising the amino acid sequence of SEQ ID NO: 35, and wherein p is between 2 and 5, (b) obinutuzumab, (c) gemcitabine, and (d) oxaliplatin; wherein the immunoconjugate, the obinutuzumab, the gemcitabine, and the oxaliplatin are administered for at least one 21-day cycle, wherein during each cycle the

immunoconjugate is administered at a dose of about 1.8 mg/kg, the obinutuzumab is administered at a dose of about 1000 mg, the gemcitabine is administered at a dose of about 1000 mg/m^2, and the oxaliplatin is administered at a dose of about 100 mg/m^2.

[0091] In another example, provided herein is a method for treating diffuse large B-cell lymphoma (DLBCL) in a human in need thereof comprising administering to the human an effective amount of:

(a) an immunoconjugate comprising the formula

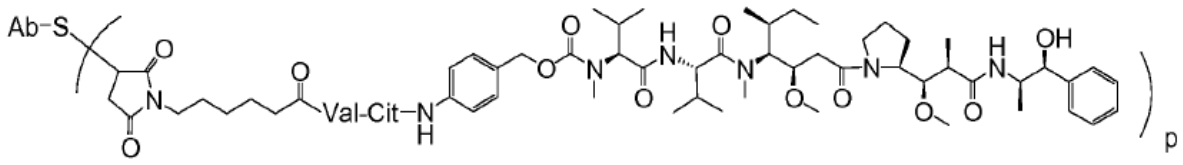

,

wherein Ab is an anti-CD79b antibody comprising (i) a heavy chain comprising the amino acid sequence of SEQ ID NO: 36 and (ii) a light chain comprising the amino acid sequence of SEQ ID NO: 35, and wherein p is between 2 and 5, (b) obinutuzumab, (c) gemcitabine, and (d) oxaliplatin; wherein the immunoconjugate, the obinutuzumab, the gemcitabine, and the oxaliplatin are administered for up to eight 21-day cycles, wherein during each cycle the immunoconjugate is administered at a dose of about 1.4 mg/kg, the obinutuzumab is administered at a dose of about 1000 mg, the gemcitabine is administered at a dose of about 1000 mg/m^2, and the oxaliplatin is administered at a dose of about 100 mg/m^2.

[0092] In another example, provided herein is a method for treating diffuse large B-cell lymphoma (DLBCL) in a human in need thereof comprising administering to the human an effective amount of:

(a) an immunoconjugate comprising the formula

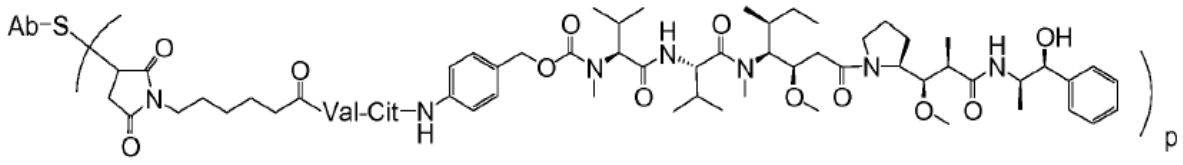

,

wherein Ab is an anti-CD79b antibody comprising (i) a heavy chain comprising the amino acid sequence of SEQ ID NO: 36 and (ii) a light chain comprising the amino acid sequence of SEQ ID NO: 35, and wherein p is between 2 and 5, (b) obinutuzumab, (c) gemcitabine, and (d) oxaliplatin; wherein the immunoconjugate, the obinutuzumab, the gemcitabine, and the

oxaliplatin are administered for at least one 21-day cycle, wherein during each cycle the immunoconjugate is administered at a dose of about 1.4 mg/kg, the obinutuzumab is administered at a dose of about 1000 mg, the gemcitabine is administered at a dose of about 1000 mg/m^2, and the oxaliplatin is administered at a dose of about 100 mg/m^2.

[0093] In another example, provided herein is a method for treating diffuse large B-cell lymphoma (DLBCL) in a human in need thereof comprising administering to the human an effective amount of:

(a) an immunoconjugate comprising the formula

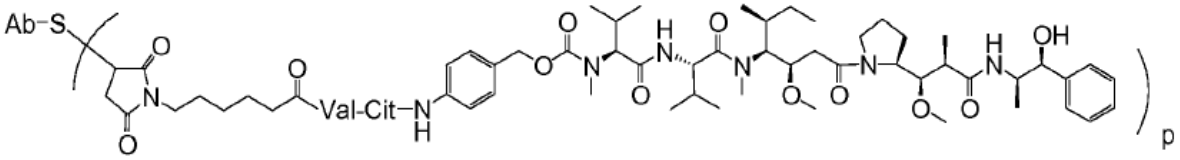

,

wherein Ab is an anti-CD79b antibody comprising (i) a heavy chain comprising the amino acid sequence of SEQ ID NO: 36 and (ii) a light chain comprising the amino acid sequence of SEQ ID NO: 35, and wherein p is between 2 and 5, (b) obinutuzumab, (c) gemcitabine, and (d) oxaliplatin; wherein the immunoconjugate, the obinutuzumab, the gemcitabine, and the oxaliplatin are administered for up to eight 21-day cycles, wherein during each cycle the immunoconjugate is administered at a dose of about 1.8 mg/kg, the obinutuzumab is administered at a dose of about 1000 mg, the gemcitabine is administered at a dose of about 1000 mg/m^2, and the oxaliplatin is administered at a dose of about 75 mg/m^2.

[0094] In another example, provided herein is a method for treating diffuse large B-cell lymphoma (DLBCL) in a human in need thereof comprising administering to the human an effective amount of:

(a) an immunoconjugate comprising the formula

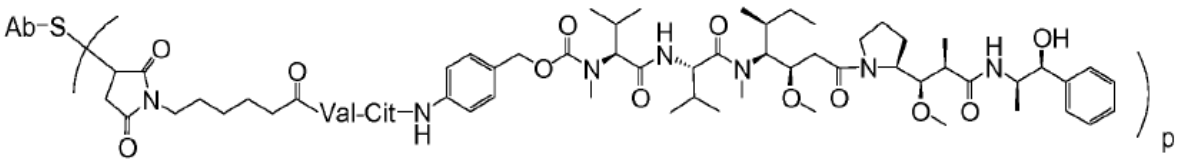

,

wherein Ab is an anti-CD79b antibody comprising (i) a heavy chain comprising the amino acid sequence of SEQ ID NO: 36 and (ii) a light chain comprising the amino acid sequence of SEQ ID NO: 35, and wherein p is between 2 and 5, (b) obinutuzumab, (c) gemcitabine, and (d)

oxaliplatin; wherein the immunoconjugate, the obinutuzumab, the gemcitabine, and the oxaliplatin are administered for at least one 21-day cycle, wherein during each cycle the immunoconjugate is administered at a dose of about 1.8 mg/kg, the obinutuzumab is administered at a dose of about 1000 mg, the gemcitabine is administered at a dose of about 1000 mg/m^2, and the oxaliplatin is administered at a dose of about 75 mg/m^2.

[0095] In another example, provided herein is a method for treating diffuse large B-cell lymphoma (DLBCL) in a human in need thereof comprising administering to the human an effective amount of:

(a) an immunoconjugate comprising the formula

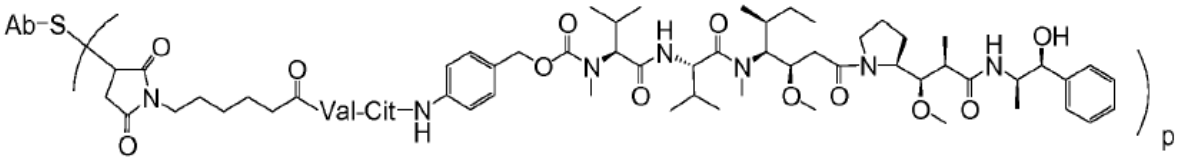

,

wherein Ab is an anti-CD79b antibody comprising (i) a heavy chain comprising the amino acid sequence of SEQ ID NO: 36 and (ii) a light chain comprising the amino acid sequence of SEQ ID NO: 35, and wherein p is between 2 and 5, (b) obinutuzumab, (c) gemcitabine, and (d) oxaliplatin; wherein the immunoconjugate, the obinutuzumab, the gemcitabine, and the oxaliplatin are administered for up to eight 21-day cycles, wherein during each cycle the immunoconjugate is administered at a dose of about 1.4 mg/kg, the obinutuzumab is administered at a dose of about 1000 mg, the gemcitabine is administered at a dose of about 1000 mg/m^2, and the oxaliplatin is administered at a dose of about 75 mg/m^2.

[0096] In another example, provided herein is a method for treating diffuse large B-cell lymphoma (DLBCL) in a human in need thereof comprising administering to the human an effective amount of:

(a) an immunoconjugate comprising the formula

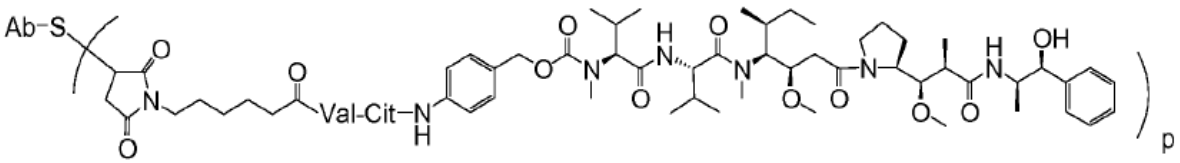

,

wherein Ab is an anti-CD79b antibody comprising (i) a heavy chain comprising the amino acid sequence of SEQ ID NO: 36 and (ii) a light chain comprising the amino acid sequence of SEQ ID

NO: 35, and wherein p is between 2 and 5, (b) obinutuzumab, (c) gemcitabine, and (d) oxaliplatin; wherein the immunoconjugate, the obinutuzumab, the gemcitabine, and the oxaliplatin are administered for at least one 21-day cycle, wherein during each cycle the immunoconjugate is administered at a dose of about 1.4 mg/kg, the obinutuzumab is administered at a dose of about 1000 mg, the gemcitabine is administered at a dose of about 1000 mg/m^2, and the oxaliplatin is administered at a dose of about 75 mg/m^2.

[0097] In some examples, which may be combined with any of the preceding examples, the immunoconjugate, the obinutuzumab, the gemcitabine, and the oxaliplatin are administered for at least two, at least three, at least four, at least five, at least six, or at least seven 21-day cycles. In some examples, the immunoconjugate, the obinutuzumab, the gemcitabine, and the oxaliplatin are administered for eight 21-day cycles. In some examples, the obinutuzumab is administered before the immunoconjugate. In some examples, the gemcitabine is administered before the oxaliplatin. In some examples, the immunoconjugate is polatuzumab vedotin-piiq.

[0098] In some examples, the human has received at least one prior therapy for DLBCL. In some examples, the human has received at least one prior systemic therapy for DLBCL. In some examples, the human has received at least two prior therapies for DLBCL. In certain examples, the DLBCL is histologically-confirmed DLBCL, not otherwise specified (NOS) or the human has a history of transformation of indolent disease to DLBCL. In certain examples, the DLBCL is relapsed or refractory DLBCL. In certain examples, the human has an Eastern Cooperative Oncology Group (ECOG) performance status of 0, 1, or 2. In certain examples, the human does not have a planned autologous or allogeneic stem cell transplantation (SCT). In certain examples, the human has not had prior therapy with a combination of gemcitabine and a platinum-based agent. In certain examples, the human does not have peripheral neuropathy of greater than Grade 1 according to National Cancer Institute Common Terminology Criteria for Adverse Events, Version 5.0. In certain examples, the human does not have primary or secondary central nervous system lymphoma. In some examples, the human is not a candidate for hematopoietic stem cell transplantation (HSCT) prior to administration of the immunoconjugate, the obinutuzumab, the gemcitabine, and the oxaliplatin. In some examples, the human is not a candidate for autologous hematopoietic stem cell transplantation (HSCT) prior to administration of the immunoconjugate, the obinutuzumab, the gemcitabine, and the oxaliplatin. In some examples, the human has received at least two prior therapies for DLBCL. In some examples, the human has not received a prior therapy with

polatuzumab vedotin-piiq for DLBCL. In some examples, the human is an adult. In some examples, the human adult has relapsed or refractory diffuse large B-cell lymphoma, not otherwise specified.

[0099] In certain examples, after administration of the immunoconjugate, the obinutuzumab, the gemcitabine, and the oxaliplatin, the human does not experience peripheral neuropathy of Grade 3 or greater that does not resolve to Grade 1 or lower within 14 days. In certain examples, among a plurality of humans treated, after administration of the immunoconjugate, the obinutuzumab, the gemcitabine, and the oxaliplatin, 33% or fewer experience peripheral neuropathy of Grade 3 or greater that does not resolve to Grade 1 or lower within 14 days. In certain examples, among a plurality of humans treated, after administration of the immunoconjugate, the obinutuzumab, the gemcitabine, and the oxaliplatin, 33% or fewer of the humans in the plurality experience peripheral neuropathy of Grade 3 or greater that does not resolve to Grade 1 or lower within 14 days. In some examples, administration of the immunoconjugate, the obinutuzumab, the gemcitabine, and the oxaliplatin does not result in peripheral neuropathy of Grade 3 or greater in the human that does not resolve to Grade 1 or lower within 14 days. In some examples, administration of the immunoconjugate, the obinutuzumab, the gemcitabine, and the oxaliplatin does not result in peripheral neuropathy of Grade 4 or greater in the human. In some examples, administration of the immunoconjugate, the obinutuzumab, the gemcitabine, and the oxaliplatin does not result in neurotoxicity of Grade 4 or greater in the human. In some examples, after administration of the immunoconjugate, the obinutuzumab, the gemcitabine, and the oxaliplatin, the human does not experience peripheral neuropathy of Grade 4 or greater. In some examples, after administration of the immunoconjugate, the obinutuzumab, the gemcitabine, and the oxaliplatin, the human does not experience neurotoxicity of Grade 4 or greater. In some examples, administration of the immunoconjugate, the obinutuzumab, the gemcitabine, and the oxaliplatin to a plurality of humans results in 33% or fewer of the humans in the plurality experiencing peripheral neuropathy of Grade 3 or greater that does not resolve to Grade 1 or lower within 14 days. In some examples, administration of the immunoconjugate, the obinutuzumab, the gemcitabine, and the oxaliplatin to a plurality of humans results in less than about 40% of the humans in the plurality experiencing peripheral neuropathy of Grade 3 or greater that does not resolve to Grade 1 or lower within 14 days. In some examples, administration of the immunoconjugate, the obinutuzumab, the gemcitabine, and the oxaliplatin to a plurality of humans results in less than about 8% of the humans in the plurality experiencing peripheral neuropathy of Grade 3 or greater.

In some examples, administration of the immunoconjugate, the obinutuzumab, the gemcitabine, and the oxaliplatin to a plurality of humans results in less than about 6% of the humans in the plurality experiencing peripheral neuropathy that results in discontinuation of treatment with the immunoconjugate, the obinutuzumab, the gemcitabine, and the oxaliplatin. In certain examples, the immunoconjugate, the obinutuzumab, the gemcitabine, and the oxaliplatin have been administered for at least four 21-day cycles.

[0100] In another example, provided herein is a method for treating diffuse large B-cell lymphoma (DLBCL) in a human in need thereof comprising administering to the human an effective amount of: (a) an immunoconjugate comprising the formula

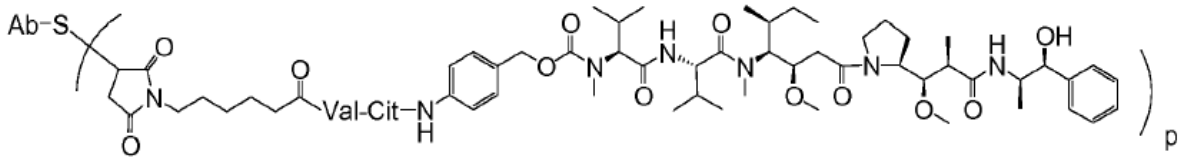

, wherein Ab is an anti-CD79b antibody comprising (i) an HVR-H1 comprising the amino acid sequence of SEQ ID NO: 21; (ii) an HVR-H2 comprising the amino acid sequence of SEQ ID NO: 22; (iii) an HVR-H3 comprising the amino acid sequence of SEQ ID NO: 23; (iv) an HVR-L1 comprising the amino acid sequence of SEQ ID NO: 24; (v) an HVR-L2 comprising the amino acid sequence of SEQ ID NO: 25; and (vi) an HVR-L3 comprising the amino acid sequence of SEQ ID NO: 26, and wherein p is between 1 and 8, (b) obinutuzumab, (c) gemcitabine, and (d) oxaliplatin; wherein, after administration of the immunoconjugate, the obinutuzumab, the gemcitabine, and the oxaliplatin, the human does not experience peripheral neuropathy of Grade 3 or greater that does not resolve to Grade 1 or lower within 14 days.

[0101] In another example, provided herein is a method for treating diffuse large B-cell lymphoma (DLBCL) in a human in need thereof comprising administering to the human an effective amount of: (a) an immunoconjugate comprising the formula

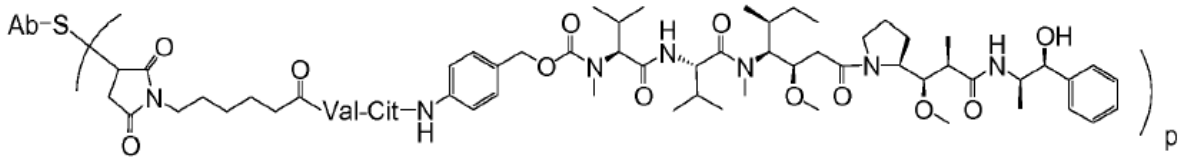

, wherein Ab is an anti-CD79b antibody comprising (i) an HVR-H1 comprising the amino acid sequence of SEQ ID NO: 21; (ii) an HVR-H2 comprising the amino acid sequence of SEQ ID NO: 22; (iii) an HVR-H3 comprising the amino acid sequence of SEQ ID NO: 23; (iv) an HVR-L1 comprising the amino acid sequence of SEQ ID NO: 24; (v) an HVR-L2 comprising the

amino acid sequence of SEQ ID NO: 25; and (vi) an HVR-L3 comprising the amino acid sequence of SEQ ID NO: 26, and wherein p is between 1 and 8, (b) obinutuzumab, (c) gemcitabine, and (d) oxaliplatin; wherein administration of the immunoconjugate, the obinutuzumab, the gemcitabine, and the oxaliplatin does not result in peripheral neuropathy of Grade 3 or greater in the human that does not resolve to Grade 1 or lower within 14 days.

[0102] In certain examples, the anti-CD79b antibody comprises (i) a heavy chain variable domain (VH) comprising the amino acid sequence of SEQ ID NO: 19 and (ii) a light chain variable domain (VL) comprising the amino acid sequence of SEQ ID NO: 20. In some examples, the anti-CD79b antibody comprises (i) a heavy chain comprising the amino acid sequence of SEQ ID NO: 36 and (ii) a light chain comprising the amino acid sequence of SEQ ID NO: 35. In certain examples, p is between 2 and 5. In certain examples, p is between 3 and 4. In certain examples, the immunoconjugate is polatuzumab vedotin-piiq.

[0103] In another example, provided herein is a method for treating diffuse large B-cell lymphoma (DLBCL) in a human in need thereof comprising administering to the human an effective amount of: (a) an immunoconjugate comprising the formula

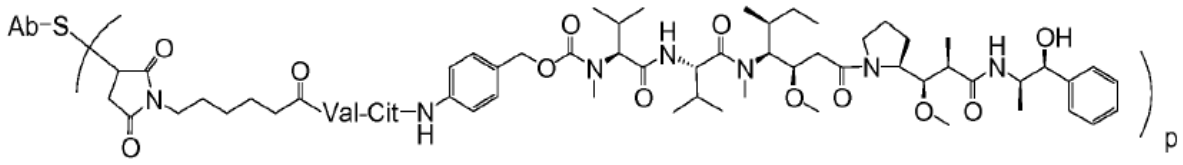

,

wherein Ab is an anti-CD79b antibody comprising (i) an HVR-H1 comprising the amino acid sequence of SEQ ID NO: 21; (ii) an HVR-H2 comprising the amino acid sequence of SEQ ID NO: 22; (iii) an HVR-H3 comprising the amino acid sequence of SEQ ID NO: 23; (iv) an HVR-L1 comprising the amino acid sequence of SEQ ID NO: 24; (v) an HVR-L2 comprising the amino acid sequence of SEQ ID NO: 25; and (vi) an HVR-L3 comprising the amino acid sequence of SEQ ID NO: 26, and wherein p is between 1 and 8, (b) obinutuzumab, (c) gemcitabine, and (d) oxaliplatin; wherein, among a plurality of humans treated, after administration of the immunoconjugate, the obinutuzumab, the gemcitabine, and the oxaliplatin, 33% or fewer of the humans in the plurality experience peripheral neuropathy of Grade 3 or greater that does not resolve to Grade 1 or lower within 14 days.

[0104] In another example, provided herein is a method for treating diffuse large B-cell lymphoma (DLBCL) in a human in need thereof comprising administering to the human an effective amount of: (a) an immunoconjugate comprising the formula

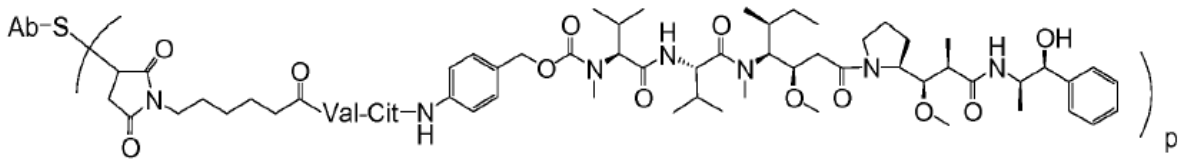

,

wherein Ab is an anti-CD79b antibody comprising (i) an HVR-H1 comprising the amino acid sequence of SEQ ID NO: 21; (ii) an HVR-H2 comprising the amino acid sequence of SEQ ID NO: 22; (iii) an HVR-H3 comprising the amino acid sequence of SEQ ID NO: 23; (iv) an HVR-L1 comprising the amino acid sequence of SEQ ID NO: 24; (v) an HVR-L2 comprising the amino acid sequence of SEQ ID NO: 25; and (vi) an HVR-L3 comprising the amino acid sequence of SEQ ID NO: 26, and wherein p is between 1 and 8, (b) obinutuzumab, (c) gemcitabine, and (d) oxaliplatin; wherein, administration of the immunoconjugate, the obinutuzumab, the gemcitabine, and the oxaliplatin to a plurality of humans results in 33% or fewer of the humans in the plurality experiencing peripheral neuropathy of Grade 3 or greater that does not resolve to Grade 1 or lower within 14 days.

[0105] In certain examples, the anti-CD79b antibody comprises (i) a heavy chain variable domain (VH) comprising the amino acid sequence of SEQ ID NO: 19 and (ii) a light chain variable domain (VL) comprising the amino acid sequence of SEQ ID NO: 20. In some examples, the anti-CD79b antibody comprises (i) a heavy chain comprising the amino acid sequence of SEQ ID NO: 36 and (ii) a light chain comprising the amino acid sequence of SEQ ID NO: 35. In certain examples, p is between 2 and 5. In certain examples, p is between 3 and 4. In certain examples, the immunoconjugate is polatuzumab vedotin-piiq.

[0106] In some examples, which may be combined with any of the preceding examples, the immunoconjugate is administered at a dose of about 1.8 mg/kg, the obinutuzumab is administered at a dose of about 1000 mg, the gemcitabine is administered at a dose of about 1000 mg/m^2, and the oxaliplatin is administered at a dose of about 100 mg/m^2. In certain examples, the immunoconjugate, the obinutuzumab, the gemcitabine, and the oxaliplatin are administered for one or more 21-day cycles. In certain examples, the immunoconjugate is administered at a dose of about 1.8 mg/kg each cycle, the obinutuzumab is administered at a dose of about 1000 mg each cycle, the gemcitabine is administered at a dose of about 1000 mg/m^2 each cycle, and the oxaliplatin is administered at a dose of about 100 mg/m^2 each cycle. In certain examples, the obinutuzumab is administered before the immunoconjugate. In certain examples, the gemcitabine is administered before the

oxaliplatin. In certain examples, the immunoconjugate, the obinutuzumab, the gemcitabine, and the oxaliplatin are administered for up to eight 21-day cycles. In certain examples, the immunoconjugate, the obinutuzumab, the gemcitabine, and the oxaliplatin are administered for eight 21-day cycles.

[0107] In another example, provided herein is a method for treating diffuse large B-cell lymphoma (DLBCL) in a human in need thereof comprising administering to the human an effective amount of: (a) an immunoconjugate comprising the formula

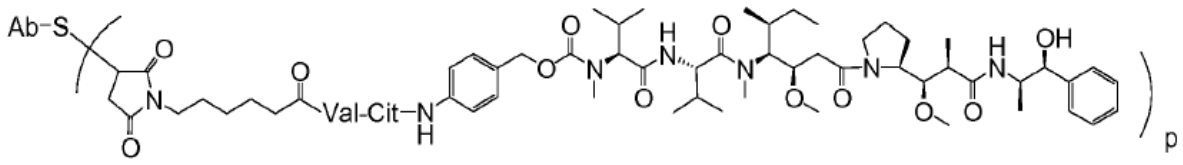

, wherein Ab is an anti-CD79b antibody comprising (i) a heavy chain comprising the amino acid sequence of SEQ ID NO: 36 and (ii) a light chain comprising the amino acid sequence of SEQ ID NO: 35, and wherein p is between 2 and 5, (b) obinutuzumab, (c) gemcitabine, and (d) oxaliplatin; wherein the immunoconjugate, the obinutuzumab, the gemcitabine, and the oxaliplatin are administered for up to eight 21-day cycles, wherein during each cycle the immunoconjugate is administered at a dose of about 1.8 mg/kg, the obinutuzumab is administered at a dose of about 1000 mg, the gemcitabine is administered at a dose of about 1000 mg/m^2, and the oxaliplatin is administered at a dose of about 100 mg/m^2; and wherein, after administration of the immunoconjugate, the obinutuzumab, the gemcitabine, and the oxaliplatin, the human does not experience peripheral neuropathy of Grade 3 or greater that does not resolve to Grade 1 or lower within 14 days.

[0108] In another example, provided herein is a method for treating diffuse large B-cell lymphoma (DLBCL) in a human in need thereof comprising administering to the human an effective amount of: (a) an immunoconjugate comprising the formula

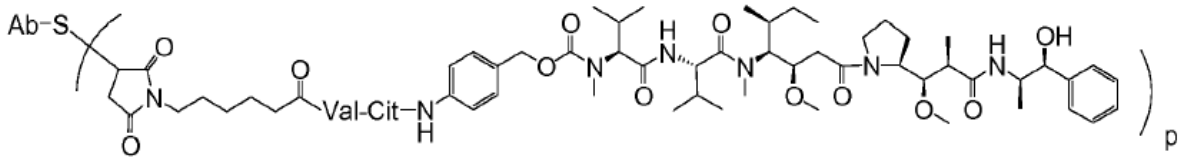

, wherein Ab is an anti-CD79b antibody comprising (i) a heavy chain comprising the amino acid sequence of SEQ ID NO: 36 and (ii) a light chain comprising the amino acid sequence of SEQ ID NO: 35, and wherein p is between 2 and 5, (b) obinutuzumab, (c) gemcitabine, and (d) oxaliplatin; wherein the immunoconjugate, the obinutuzumab, the gemcitabine, and the

oxaliplatin are administered for at least one 21-day cycle, wherein during each cycle the immunoconjugate is administered at a dose of about 1.8 mg/kg, the obinutuzumab is administered at a dose of about 1000 mg, the gemcitabine is administered at a dose of about 1000 mg/m^2, and the oxaliplatin is administered at a dose of about 100 mg/m^2; and wherein, after administration of the immunoconjugate, the obinutuzumab, the gemcitabine, and the oxaliplatin, the human does not experience peripheral neuropathy of Grade 3 or greater that does not resolve to Grade 1 or lower within 14 days.

[0109] In another example, provided herein is a method for treating diffuse large B-cell lymphoma (DLBCL) in a human in need thereof comprising administering to the human an effective amount of: (a) an immunoconjugate comprising the formula

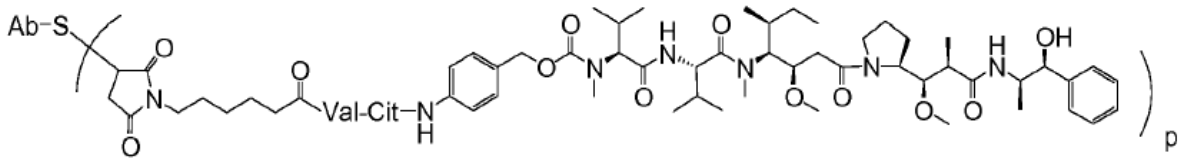

, wherein Ab is an anti-CD79b antibody comprising (i) a heavy chain comprising the amino acid sequence of SEQ ID NO: 36 and (ii) a light chain comprising the amino acid sequence of SEQ ID NO: 35, and wherein p is between 2 and 5, (b) obinutuzumab, (c) gemcitabine, and (d) oxaliplatin; wherein the immunoconjugate, the obinutuzumab, the gemcitabine, and the oxaliplatin are administered for up to eight 21-day cycles, wherein during each cycle the immunoconjugate is administered at a dose of about 1.8 mg/kg, the obinutuzumab is administered at a dose of about 1000 mg, the gemcitabine is administered at a dose of about 1000 mg/m^2, and the oxaliplatin is administered at a dose of about 100 mg/m^2; and wherein administration of the immunoconjugate, the obinutuzumab, the gemcitabine, and the oxaliplatin does not result in peripheral neuropathy of Grade 3 or greater in the human that does not resolve to Grade 1 or lower within 14 days.

[0110] In another example, provided herein is a method for treating diffuse large B-cell lymphoma (DLBCL) in a human in need thereof comprising administering to the human an effective amount of: (a) an immunoconjugate comprising the formula

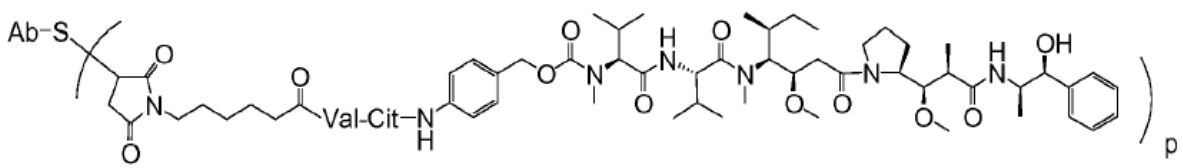

, wherein Ab is an anti-CD79b antibody comprising (i) a heavy chain comprising the amino acid

sequence of SEQ ID NO: 36 and (ii) a light chain comprising the amino acid sequence of SEQ ID NO: 35, and wherein p is between 2 and 5, (b) obinutuzumab, (c) gemcitabine, and (d) oxaliplatin; wherein the immunoconjugate, the obinutuzumab, the gemcitabine, and the oxaliplatin are administered for at least one 21-day cycle, wherein during each cycle the immunoconjugate is administered at a dose of about 1.8 mg/kg, the obinutuzumab is administered at a dose of about 1000 mg, the gemcitabine is administered at a dose of about 1000 mg/m^2, and the oxaliplatin is administered at a dose of about 100 mg/m^2; and wherein administration of the immunoconjugate, the obinutuzumab, the gemcitabine, and the oxaliplatin does not result in peripheral neuropathy of Grade 3 or greater in the human that does not resolve to Grade 1 or lower within 14 days.

[0111] In another example, provided herein is a method for treating diffuse large B-cell lymphoma (DLBCL) in a human in need thereof comprising administering to the human an effective amount of: (a) an immunoconjugate comprising the formula

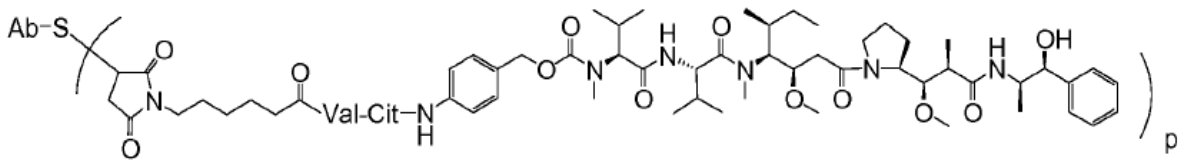

, wherein Ab is an anti-CD79b antibody comprising (i) a heavy chain comprising the amino acid sequence of SEQ ID NO: 36 and (ii) a light chain comprising the amino acid sequence of SEQ ID NO: 35, and wherein p is between 2 and 5, (b) obinutuzumab, (c) gemcitabine, and (d) oxaliplatin; wherein the immunoconjugate, the obinutuzumab, the gemcitabine, and the oxaliplatin are administered for up to eight 21-day cycles, wherein during each cycle the immunoconjugate is administered at a dose of about 1.8 mg/kg, the obinutuzumab is administered at a dose of about 1000 mg, the gemcitabine is administered at a dose of about 1000 mg/m^2, and the oxaliplatin is administered at a dose of about 100 mg/m^2; and wherein, among a plurality of humans treated, after administration of the immunoconjugate, the obinutuzumab, the gemcitabine, and the oxaliplatin, 33% or fewer of the humans in the plurality experience peripheral neuropathy of Grade 3 or greater that does not resolve to Grade 1 or lower within 14 days.

[0112] In another example, provided herein is a method for treating diffuse large B-cell lymphoma (DLBCL) in a human in need thereof comprising administering to the human an effective amount of: (a) an immunoconjugate comprising the formula

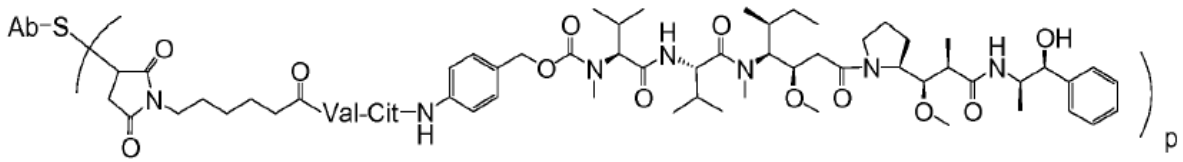

, wherein Ab is an anti-CD79b antibody comprising (i) a heavy chain comprising the amino acid sequence of SEQ ID NO: 36 and (ii) a light chain comprising the amino acid sequence of SEQ ID NO: 35, and wherein p is between 2 and 5, (b) obinutuzumab, (c) gemcitabine, and (d) oxaliplatin; wherein the immunoconjugate, the obinutuzumab, the gemcitabine, and the oxaliplatin are administered for at least one 21-day cycle, wherein during each cycle the immunoconjugate is administered at a dose of about 1.8 mg/kg, the obinutuzumab is administered at a dose of about 1000 mg, the gemcitabine is administered at a dose of about 1000 mg/m^2, and the oxaliplatin is administered at a dose of about 100 mg/m^2; and wherein, among a plurality of humans treated, after administration of the immunoconjugate, the obinutuzumab, the gemcitabine, and the oxaliplatin, 33% or fewer of the humans in the plurality experience peripheral neuropathy of Grade 3 or greater that does not resolve to Grade 1 or lower within 14 days.

[0113] In another example, provided herein is a method for treating diffuse large B-cell lymphoma (DLBCL) in a human in need thereof comprising administering to the human an effective amount of: (a) an immunoconjugate comprising the formula

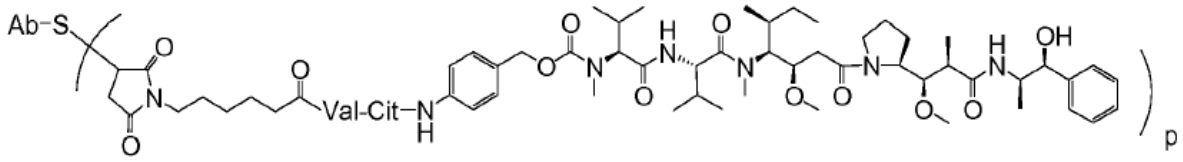

, wherein Ab is an anti-CD79b antibody comprising (i) a heavy chain comprising the amino acid sequence of SEQ ID NO: 36 and (ii) a light chain comprising the amino acid sequence of SEQ ID NO: 35, and wherein p is between 2 and 5, (b) obinutuzumab, (c) gemcitabine, and (d) oxaliplatin; wherein the immunoconjugate, the obinutuzumab, the gemcitabine, and the oxaliplatin are administered for up to eight 21-day cycles, wherein during each cycle the immunoconjugate is administered at a dose of about 1.8 mg/kg, the obinutuzumab is administered at a dose of about 1000 mg, the gemcitabine is administered at a dose of about 1000 mg/m^2, and the oxaliplatin is administered at a dose of about 100 mg/m^2; and wherein administration of the immunoconjugate, the obinutuzumab, the gemcitabine, and the oxaliplatin to a plurality of humans results in 33% or fewer of the humans in the plurality experiencing

peripheral neuropathy of Grade 3 or greater that does not resolve to Grade 1 or lower within 14 days.

[0114] In another example, provided herein is a method for treating diffuse large B-cell lymphoma (DLBCL) in a human in need thereof comprising administering to the human an effective amount of: (a) an immunoconjugate comprising the formula

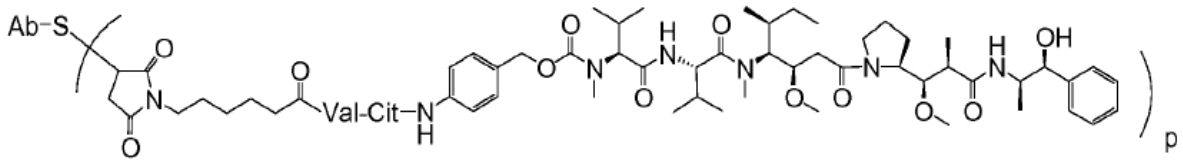

, wherein Ab is an anti-CD79b antibody comprising (i) a heavy chain comprising the amino acid sequence of SEQ ID NO: 36 and (ii) a light chain comprising the amino acid sequence of SEQ ID NO: 35, and wherein p is between 2 and 5, (b) obinutuzumab, (c) gemcitabine, and (d) oxaliplatin; wherein the immunoconjugate, the obinutuzumab, the gemcitabine, and the oxaliplatin are administered for at least one 21-day cycle, wherein during each cycle the immunoconjugate is administered at a dose of about 1.8 mg/kg, the obinutuzumab is administered at a dose of about 1000 mg, the gemcitabine is administered at a dose of about 1000 mg/m^2, and the oxaliplatin is administered at a dose of about 100 mg/m^2; and wherein administration of the immunoconjugate, the obinutuzumab, the gemcitabine, and the oxaliplatin to a plurality of humans results in 33% or fewer of the humans in the plurality experiencing peripheral neuropathy of Grade 3 or greater that does not resolve to Grade 1 or lower within 14 days.

[0115] In some examples, which may be combined with any of the preceding examples, the immunoconjugate, the obinutuzumab, the gemcitabine, and the oxaliplatin have been administered for at least four 21-day cycles.

[0116] In some examples, which may be combined with any of the preceding examples, the immunoconjugate, the obinutuzumab, the gemcitabine, and the oxaliplatin are administered for at least two, at least three, at least four, at least five, at least six, or at least seven 21-day cycles. In some examples, the immunoconjugate, the obinutuzumab, the gemcitabine, and the oxaliplatin are administered for eight 21-day cycles. In some examples, the obinutuzumab is administered before the immunoconjugate. In some examples, the gemcitabine is administered before the oxaliplatin.

[0117] In some examples, which may be combined with any of the preceding examples, the immunoconjugate is polatuzumab vedotin-piiq.

[0118] In some examples, which may be combined with any of the preceding examples, the anti-CD79b antibody comprises a heavy chain comprising the amino acid sequence of SEQ ID NO: 37 and a light chain comprising the amino acid sequence of SEQ ID NO: 35. In some examples, the anti-CD79b antibody comprises a heavy chain comprising the amino acid sequence of SEQ ID NO: 36 and a light chain comprising the amino acid sequence of SEQ ID NO: 38. In some examples, the immunoconjugate is iladatuzumab vedotin. In certain examples, p is between 2 and 5. In certain examples, p is 2.

[0119] In some examples, the human has received at least one prior therapy for DLBCL. In some examples, the human has received at least one prior systemic therapy for DLBCL. In some examples, the human has received at least two prior therapies for DLBCL. In certain examples, the DLBCL is histologically-confirmed DLBCL, not otherwise specified (NOS) or the human has a history of transformation of indolent disease to DLBCL. In certain examples, the DLBCL is relapsed or refractory DLBCL. In certain examples, the human has an Eastern Cooperative Oncology Group (ECOG) performance status of 0, 1, or 2. In certain examples, the human does not have a planned autologous or allogeneic stem cell transplantation (SCT). In certain examples, the human has not had prior therapy with a combination of gemcitabine and a platinum-based agent. In certain examples, the human does not have peripheral neuropathy of greater than Grade 1 according to National Cancer Institute Common Terminology Criteria for Adverse Events, Version 5.0. In certain examples, the human does not have primary or secondary central nervous system lymphoma. In some examples, the human is not a candidate for hematopoietic stem cell transplantation (HSCT) prior to administration of the immunoconjugate, the obinutuzumab, the gemcitabine, and the oxaliplatin. In some examples, the human is not a candidate for autologous hematopoietic stem cell transplantation (HSCT) prior to administration of the immunoconjugate, the obinutuzumab, the gemcitabine, and the oxaliplatin. In some examples, the human has received at least two prior therapies for DLBCL. In some examples, the human has not received a prior therapy with polatuzumab vedotin-piiq for DLBCL. In some examples, the human is an adult. In some examples, the human adult has relapsed or refractory diffuse large B-cell lymphoma, not otherwise specified.

[0120] In some examples, which may be combined with any of the preceding examples, administration of the immunoconjugate, the obinutuzumab, the gemcitabine, and the oxaliplatin does not result in peripheral neuropathy of Grade 3 or greater in the human that does not resolve to Grade 1 or lower within 14 days. In some examples, administration of the

immunoconjugate, the obinutuzumab, the gemcitabine, and the oxaliplatin does not result in peripheral neuropathy of Grade 4 or greater in the human. In some examples, administration of the immunoconjugate, the obinutuzumab, the gemcitabine, and the oxaliplatin does not result in neurotoxicity of Grade 4 or greater in the human. In some examples, after administration of the immunoconjugate, the obinutuzumab, the gemcitabine, and the oxaliplatin, the human does not experience peripheral neuropathy of Grade 4 or greater. In some examples, after administration of the immunoconjugate, the obinutuzumab, the gemcitabine, and the oxaliplatin, the human does not experience neurotoxicity of Grade 4 or greater. In some examples, administration of the immunoconjugate, the obinutuzumab, the gemcitabine, and the oxaliplatin to a plurality of humans results in 33% or fewer of the humans in the plurality experiencing peripheral neuropathy of Grade 3 or greater that does not resolve to Grade 1 or lower within 14 days. In some examples, administration of the immunoconjugate, the obinutuzumab, the gemcitabine, and the oxaliplatin to a plurality of humans results in less than about 40% of the humans in the plurality experiencing peripheral neuropathy of Grade 3 or greater that does not resolve to Grade 1 or lower within 14 days. In some examples, administration of the immunoconjugate, the obinutuzumab, the gemcitabine, and the oxaliplatin to a plurality of humans results in less than about 8% of the humans in the plurality experiencing peripheral neuropathy of Grade 3 or greater. In some examples, administration of the immunoconjugate, the obinutuzumab, the gemcitabine, and the oxaliplatin to a plurality of humans results in less than about 6% of the humans in the plurality experiencing peripheral neuropathy that results in discontinuation of treatment with the immunoconjugate, the obinutuzumab, the gemcitabine, and the oxaliplatin. In some examples, the immunoconjugate, the obinutuzumab, the gemcitabine, and the oxaliplatin have been administered for at least four 21-day cycles. In some examples, administration of the immunoconjugate, the obinutuzumab, the gemcitabine, and the oxaliplatin results in a complete response in the human. In some examples, administration of the immunoconjugate, the obinutuzumab, the gemcitabine, and the oxaliplatin results in a partial response in the human.

[0121] In some examples, which may be combined with any of the preceding examples, administration of the immunoconjugate, the obinutuzumab, the gemcitabine, and the oxaliplatin results in progression-free survival of the human. In some examples, administration of the immunoconjugate, the obinutuzumab, the gemcitabine, and the oxaliplatin results in progression-free survival of the human for at least about 4 months, at least about 5 months, at least about 6 months, at least about 7 months, at least about 8 months, at least 9

months, at least about 10 months, at least about 11 months, at least about 12 months, at least about 13 months, at least about 14 months, at least about 15 months, at least about 16 months, at least about 17 months, at least about 18 months, at least about 19 months, at least about 20 months, at least about 21 months, at least about 22 months, at least about 23 months, at least about 24 months, or at least about 25 months after the start of treatment with the immunoconjugate, the obinutuzumab, the gemcitabine, and the oxaliplatin. In some examples, administration of the immunoconjugate, the obinutuzumab, the gemcitabine, and the oxaliplatin results in progression-free survival of the human for at least about 4 months after the start of treatment with the immunoconjugate, the obinutuzumab, the gemcitabine, and the oxaliplatin. In some examples, administration of the immunoconjugate, the obinutuzumab, the gemcitabine, and the oxaliplatin results in progression-free survival of the human for at least about 5 months after the start of treatment with the immunoconjugate, the obinutuzumab, the gemcitabine, and the oxaliplatin. In some examples, administration of the immunoconjugate, the obinutuzumab, the gemcitabine, and the oxaliplatin results in progression-free survival of the human for at least about 6 months after the start of treatment with the immunoconjugate, the obinutuzumab, the gemcitabine, and the oxaliplatin. In some examples, administration of the immunoconjugate, the obinutuzumab, the gemcitabine, and the oxaliplatin results in progression-free survival of the human for at least about 9.5 months after the start of treatment with the immunoconjugate, the obinutuzumab, the gemcitabine, and the oxaliplatin. In some examples, administration of the immunoconjugate, the obinutuzumab, the gemcitabine, and the oxaliplatin results in progression-free survival of the human for at least about 11 months after the start of treatment with the immunoconjugate, the obinutuzumab, the gemcitabine, and the oxaliplatin. In some examples, administration of the immunoconjugate, the obinutuzumab, the gemcitabine, and the oxaliplatin results in progression-free survival of the human for at least about 14 months after the start of treatment with the immunoconjugate, the obinutuzumab, the gemcitabine, and the oxaliplatin. In some examples, administration of the immunoconjugate, the obinutuzumab, the gemcitabine, and the oxaliplatin results in an increase in progression-free survival of the human compared to administration of obinutuzumab, gemcitabine, and oxaliplatin to a corresponding human. In some examples, administration of the immunoconjugate, the obinutuzumab, the gemcitabine, and the oxaliplatin to a plurality of humans results in an increase in progression-free survival of the humans in the plurality compared to a corresponding plurality of humans administered obinutuzumab, gemcitabine, and oxaliplatin.

[0122] In some examples, which may be combined with any of the preceding examples, administration of the immunoconjugate, the obinutuzumab, the gemcitabine, and the oxaliplatin results in event-free survival of the human. In some examples, administration of the immunoconjugate, the obinutuzumab, the gemcitabine, and the oxaliplatin results in event-free survival of the human for at least about 4 months, at least about 5 months, at least about 6 months, at least about 7 months, at least about 8 months, at least 9 months, at least about 10 months, at least about 11 months, at least about 12 months, at least about 13 months, at least about 14 months, at least about 15 months, at least about 16 months, at least about 17 months, at least about 18 months, at least about 19 months, at least about 20 months, at least about 21 months, at least about 22 months, at least about 23 months, at least about 24 months, or at least about 25 months after the start of treatment with the immunoconjugate, the obinutuzumab, the gemcitabine, and the oxaliplatin. In some examples, administration of the immunoconjugate, the obinutuzumab, the gemcitabine, and the oxaliplatin results in event-free survival of the human for at least about 4 months after the start of treatment with the immunoconjugate, the obinutuzumab, the gemcitabine, and the oxaliplatin. In some examples, administration of the immunoconjugate, the obinutuzumab, the gemcitabine, and the oxaliplatin results in event-free survival of the human for at least about 5 months after the start of treatment with the immunoconjugate, the obinutuzumab, the gemcitabine, and the oxaliplatin. In some examples, administration of the immunoconjugate, the obinutuzumab, the gemcitabine, and the oxaliplatin results in event-free survival of the human for at least about 6 months after the start of treatment with the immunoconjugate, the obinutuzumab, the gemcitabine, and the oxaliplatin. In some examples, administration of the immunoconjugate, the obinutuzumab, the gemcitabine, and the oxaliplatin results in event-free survival of the human for at least about 9.5 months after the start of treatment with the immunoconjugate, the obinutuzumab, the gemcitabine, and the oxaliplatin. In some examples, administration of the immunoconjugate, the obinutuzumab, the gemcitabine, and the oxaliplatin results in event-free survival of the human for at least about 11 months after the start of treatment with the immunoconjugate, the obinutuzumab, the gemcitabine, and the oxaliplatin. In some examples, administration of the immunoconjugate, the obinutuzumab, the gemcitabine, and the oxaliplatin results in event-free survival of the human for at least about 14 months after the start of treatment with the immunoconjugate, the obinutuzumab, the gemcitabine, and the oxaliplatin. In some examples, administration of the immunoconjugate, the obinutuzumab, the gemcitabine, and the oxaliplatin results in an increase in event-free survival of the human compared to administration of obinutuzumab, gemcitabine, and oxaliplatin to a corresponding human. In some

examples, administration of the immunoconjugate, the obinutuzumab, the gemcitabine, and the oxaliplatin to a plurality of humans results in an increase in event-free survival of the humans in the plurality compared to a corresponding plurality of humans administered obinutuzumab, gemcitabine, and oxaliplatin.

[0123] In some examples, which may be combined with any of the preceding examples, administration of the immunoconjugate, the obinutuzumab, the gemcitabine, and the oxaliplatin results in survival of the human for at least about 10 months or more, at least about 11 months or more, at least about 12 months or more, at least about 13 months or more, at least about 14 months or more, or at least about 15 months or more after the start of treatment with the immunoconjugate, the obinutuzumab, the gemcitabine, and the oxaliplatin. In some examples, administration of the immunoconjugate, the obinutuzumab, the gemcitabine, and the oxaliplatin to a plurality of humans results in a median overall survival of the humans in the plurality of at least about 10 months or more, at least about 11 months or more, at least about 12 months or more, at least about 13 months or more, at least about 14 months or more, or at least about 15 months or more after the start of treatment with the immunoconjugate, the obinutuzumab, the gemcitabine, and the oxaliplatin. In some examples, administration of the immunoconjugate, the obinutuzumab, the gemcitabine, and the oxaliplatin results in an increase in survival of the human compared to administration of obinutuzumab, gemcitabine, and oxaliplatin to a corresponding human. In some examples, administration of the immunoconjugate, the obinutuzumab, the gemcitabine, and the oxaliplatin to a plurality of humans results in an increase in the median overall survival of the humans in the plurality compared to a corresponding plurality of humans administered obinutuzumab, gemcitabine, and oxaliplatin.

[0124] In some examples, which may be combined with any of the preceding examples, administration of the immunoconjugate, the obinutuzumab, the gemcitabine, and the oxaliplatin does not result in tumor lysis syndrome in the human. In some examples, the methods provided herein further comprise administering a prophylactic treatment for tumor lysis syndrome to the human before, during, and/or after administration of the immunoconjugate, the obinutuzumab, the gemcitabine, and the oxaliplatin to the human.

[0125] In some examples, which may be combined with any of the preceding examples, administration of the immunoconjugate, the obinutuzumab, the gemcitabine, and the oxaliplatin does not result in an infection in the human. In some examples, the infection is a pneumocystis infection or a herpesvirus infection. In some examples, the methods provided

herein further comprise administering a prophylactic treatment for infections to the human before, during, and/or after administration of the immunoconjugate, the obinutuzumab, the gemcitabine, and the oxaliplatin to the human.

[0126] In some examples, which may be combined with any of the preceding examples, administration of the immunoconjugate, the obinutuzumab, the gemcitabine, and the oxaliplatin does not result in neutropenia in the human. In some examples, the methods provided herein further comprise administering a prophylactic treatment for neutropenia to the human before, during, and/or after administration of the immunoconjugate, the obinutuzumab, the gemcitabine, and the oxaliplatin to the human. In some examples, the prophylactic treatment for neutropenia comprises administering G-CSF to the human. In some examples, the methods provided herein further comprise stopping treatment with the immunoconjugate, the obinutuzumab, the gemcitabine, and the oxaliplatin if Grade 3 or Grade 4 neutropenia occurs in the human after administration of the immunoconjugate, the obinutuzumab, the gemcitabine, and the oxaliplatin. In some examples, the methods further comprise resuming treatment with the immunoconjugate, the obinutuzumab, the gemcitabine, and the oxaliplatin if absolute neutrophil count (ANC) increases to >1000/μL in the human. In some examples, the methods further comprise administering one or more growth factors to treat neutropenia. In some examples, the one or more growth factors comprise G-CSF. In some examples, the methods further comprise resuming treatment with the immunoconjugate, the obinutuzumab, the gemcitabine, and the oxaliplatin without a dose reduction of the immunoconjugate, the obinutuzumab, the gemcitabine, and the oxaliplatin if ANC recovers to > 1000/μL in the human on or before Day 7 of a 21-day cycle. In some examples, the methods further comprise resuming treatment with the immunoconjugate, the obinutuzumab, the gemcitabine, and the oxaliplatin, wherein the dose of the immunoconjugate is reduced to 1.4 mg/kg if ANC recovers to > 1000/μL in the human after Day 7 of a 21-day cycle. In some examples, the methods further comprise discontinuing treatment with the immunoconjugate, the obinutuzumab, the gemcitabine, and the oxaliplatin if a prior dose reduction of the immunoconjugate, the obinutuzumab, the gemcitabine, and the oxaliplatin occurred.

[0127] In some examples, which may be combined with any of the preceding examples, administration of the immunoconjugate, the obinutuzumab, the gemcitabine, and the oxaliplatin does not result in Hepatitis B reactivation in the human. In some examples, the methods provided herein further comprise administering a prophylactic treatment for Hepatitis B reactivation to the human before, during, and/or after administration of the immunoconjugate, the

obinutuzumab, the gemcitabine, and the oxaliplatin to the human. In some examples, the methods provided herein further comprise administering anti-viral medication to the human if Hepatitis B reactivation is detected in the human.

[0128] In some examples, which may be combined with any of the preceding examples, administration of the immunoconjugate, the obinutuzumab, the gemcitabine, and the oxaliplatin does not result in one or more adverse events selected from the group consisting of drug-induced liver injury, progressive multifocal leukoencephalopathy, systemic hypersensitivity reaction, anaphylactic reaction, anaphylactoid reaction, and second malignancy.

[0129] In some examples, which may be combined with any of the preceding examples, administration of the immunoconjugate, the obinutuzumab, the gemcitabine, and the oxaliplatin to a plurality of humans results in an increase in the complete response rate (CRR) compared to a corresponding plurality of humans administered obinutuzumab, gemcitabine, and oxaliplatin.

[0130] In some examples, which may be combined with any of the preceding examples, administration of the immunoconjugate, the obinutuzumab, the gemcitabine, and the oxaliplatin to a plurality of humans results in an increase in the objective response rate (ORR) compared to a corresponding plurality of humans administered obinutuzumab, gemcitabine, and oxaliplatin.

[0131] In some examples, which may be combined with any of the preceding examples, administration of the immunoconjugate, the obinutuzumab, the gemcitabine, and the oxaliplatin to a plurality of humans results in an increase in the best overall response rate (BOR) compared to a corresponding plurality of humans administered obinutuzumab, gemcitabine, and oxaliplatin.

[0132] In some examples, which may be combined with any of the preceding examples, administration of the immunoconjugate, the obinutuzumab, the gemcitabine, and the oxaliplatin to a plurality of humans results in an increase in the duration of response (DOR) compared to a corresponding plurality of humans administered obinutuzumab, gemcitabine, and oxaliplatin.

[0133] In some examples, which may be combined with any of the preceding examples, administration of the immunoconjugate, the obinutuzumab, the gemcitabine, and the oxaliplatin to a plurality of humans results in a 1-year progression-free survival rate of at least about 30% or greater, at least about 40% or greater, at least about 50% or greater, at least about

60% or greater, at least about 70% or greater, at least about 80% or greater, at least about 90% or greater, at least about 95% or greater, or about 100% of the humans in the plurality. In some examples, administration of the immunoconjugate, the obinutuzumab, the gemcitabine, and the oxaliplatin to a plurality of humans results in a 2-year progression-free survival rate of at least about 63% or greater, at least about 65% or greater, at least about 70% or greater, at least about 80% or greater, at least about 90% or greater, at least about 95% or greater, or about 100% of the humans in the plurality. In some examples, administration of the immunoconjugate, the obinutuzumab, the gemcitabine, and the oxaliplatin to a plurality of humans results in a 5-year progression-free survival rate of at least about 14% or greater, at least about 15% or greater, at least about 20% or greater, at least about 30% or greater, at least about 40% or greater, at least about 50% or greater, at least about 60% or greater, at least about 70% or greater, at least about 80% or greater, at least about 90% or greater, at least about 95% or greater, or about 100% of the humans in the plurality. In some examples, administration of the immunoconjugate, the obinutuzumab, the gemcitabine, and the oxaliplatin to a plurality of humans results in an increase in the 1-year, 2-year, 3.5-year, or 5-year progression-free survival rate compared to a corresponding plurality of humans administered obinutuzumab, gemcitabine, and oxaliplatin.

[0134] In some examples, which may be combined with any of the preceding examples, administration of the immunoconjugate, the obinutuzumab, the gemcitabine, and the oxaliplatin to a plurality of humans results in a 1-year overall survival rate of at least about 42% or greater, at least about 45% or greater, at least about 50% or greater, at least about 60% or greater, at least about 70% or greater, at least about 80% or greater, at least about 90% or greater, at least about 95% or greater, or about 100% of the humans in the plurality. In some examples, administration of the immunoconjugate, the obinutuzumab, the gemcitabine, and the oxaliplatin to a plurality of humans results in a 2-year overall survival rate of at least about 67% or greater, at least about 70% or greater, at least about 80% or greater, at least about 90% or greater, at least about 95% or greater, or about 100% of the humans in the plurality. In some examples, administration of the immunoconjugate, the obinutuzumab, the gemcitabine, and the oxaliplatin to a plurality of humans results in a 3.5-year overall survival rate of at least about 38% or greater, at least about 40% or greater, at least about 50% or greater, at least about 60% or greater, at least about 70% or greater, at least about 80% or greater, at least about 90% or greater, at least about 95% or greater, or about 100% of the humans in the plurality. In some examples, administration of the immunoconjugate, the obinutuzumab, the gemcitabine, and the oxaliplatin to a plurality of humans results in a 5-year overall survival rate of at least about

15% or greater, at least about 20% or greater, at least about 30% or greater, at least about 40% or greater, at least about 50% or greater, at least about 60% or greater, at least about 70% or greater, at least about 80% or greater, at least about 90% or greater, at least about 95% or greater, or about 100% of the humans in the plurality. In some examples, administration of the immunoconjugate, the obinutuzumab, the gemcitabine, and the oxaliplatin to a plurality of humans results in an increase in the 1-year, 2-year, 3.5-year, or 5-year overall survival rate compared to a corresponding plurality of humans administered obinutuzumab, gemcitabine, and oxaliplatin.

[0135] In some examples, which may be combined with any of the preceding examples, administration of the immunoconjugate, the obinutuzumab, the gemcitabine, and the oxaliplatin to a plurality of humans results in a 2-year event-free survival rate of at least about 44% or greater, at least about 45% or greater, at least about 50% or greater, at least about 60% or greater, at least about 70% or greater, at least about 80% or greater, at least about 90% or greater, at least about 95% or greater, or about 100% of the humans in the plurality. In some examples, administration of the immunoconjugate, the obinutuzumab, the gemcitabine, and the oxaliplatin to a plurality of humans results in an increase in the 1-year, 2-year, 3.5-year, or 5-year event-free survival rate compared to a corresponding plurality of humans administered obinutuzumab, gemcitabine, and oxaliplatin.

[0136] In some examples, which may be combined with any of the preceding examples, administration of the immunoconjugate, the obinutuzumab, the gemcitabine, and the oxaliplatin to a plurality of humans results in an objective response rate of at least about 44% or greater, at least about 45% or greater, at least about 50% or greater, at least about 60% or greater, at least about 70% or greater, at least about 80% or greater, at least about 90% or greater, at least about 95% or greater, or about 100% of the humans in the plurality.

[0137] In some examples, which may be combined with any of the preceding examples, administration of the immunoconjugate, the obinutuzumab, the gemcitabine, and the oxaliplatin to a plurality of humans results in a complete response rate of at least about 35% or greater, at least about 40% or greater, at least about 50% or greater, at least about 60% or greater, at least about 70% or greater, at least about 80% or greater, at least about 90% or greater, at least about 95% or greater, or about 100% of the humans in the plurality.

[0138] In some examples, which may be combined with any of the preceding examples, administration of the immunoconjugate, the obinutuzumab, the gemcitabine, and

the oxaliplatin to a plurality of humans results in a partial response rate of at least about 10% or greater, at least about 20% or greater, at least about 30% or greater, at least about 40% or greater, at least about 50% or greater, at least about 60% or greater, at least about 70% or greater, at least about 80% or greater, at least about 90% or greater, at least about 95% or greater, or about 100% of the humans in the plurality. In some examples, which may be combined with any of the preceding examples, administration of the immunoconjugate, the obinutuzumab, the gemcitabine, and the oxaliplatin to a plurality of humans results in an increase in the partial response rate compared to a corresponding plurality of humans administered obinutuzumab, gemcitabine, and oxaliplatin.

[0139] In another example, provided herein is a kit comprising an immunoconjugate comprising the formula

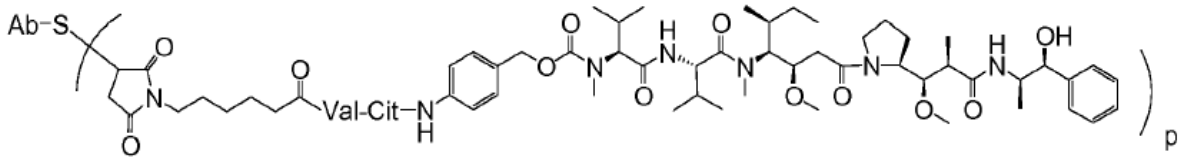

,

wherein Ab is an anti-CD79b antibody comprising (i) an HVR-H1 comprising the amino acid sequence of SEQ ID NO: 21; (ii) an HVR-H2 comprising the amino acid sequence of SEQ ID NO: 22; (iii) an HVR-H3 comprising the amino acid sequence of SEQ ID NO: 23; (iv) an HVR-L1 comprising the amino acid sequence of SEQ ID NO: 24; (v) an HVR-L2 comprising the amino acid sequence of SEQ ID NO: 25; and (vi) an HVR-L3 comprising the amino acid sequence of SEQ ID NO:26, and wherein p is between 1 and 8, for use in combination with obinutuzumab, gemcitabine, and oxaliplatin for treating a human in need thereof having diffuse large B-cell lymphoma (DLBCL) according to any of the preceding examples.

[0140] In another example, provided herein is a kit comprising polatuzumab vedotin-piiq for use in combination with obinutuzumab, gemcitabine, and oxaliplatin for treating a human in need thereof having diffuse large B-cell lymphoma (DLBCL) according to according to any of the preceding examples.

[0141] In another example, provided herein is an immunoconjugate comprising the formula

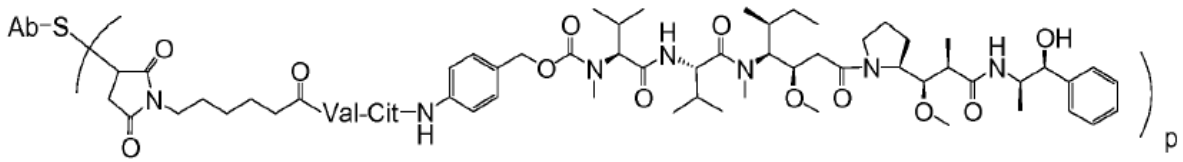

,

wherein Ab is an anti-CD79b antibody comprising (i) an HVR-H1 comprising the amino acid sequence of SEQ ID NO: 21; (ii) an HVR-H2 comprising the amino acid sequence of SEQ ID NO: 22; (iii) an HVR-H3 comprising the amino acid sequence of SEQ ID NO: 23; (iv) an HVR-L1 comprising the amino acid sequence of SEQ ID NO: 24; (v) an HVR-L2 comprising the amino acid sequence of SEQ ID NO: 25; and (vi) an HVR-L3 comprising the amino acid sequence of SEQ ID NO:26, and wherein p is between 1 and 8 for use in a method of treating diffuse large B-cell lymphoma (DLBCL) in combination with obinutuzumab, gemcitabine, and oxaliplatin according to any of the preceding examples.

[0142] In another example, provided herein is obinutuzumab for use in a method of treating diffuse large B-cell lymphoma (DLBCL) in combination with an immunoconjugate, gemcitabine, and oxaliplatin according to any of the preceding examples, wherein the immunoconjugate comprises the formula

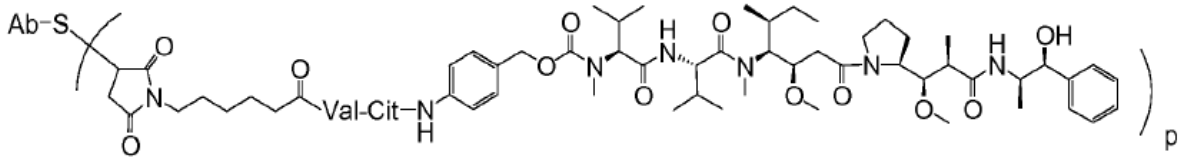

,

wherein Ab is an anti-CD79b antibody comprising (i) an HVR-H1 comprising the amino acid sequence of SEQ ID NO: 21; (ii) an HVR-H2 comprising the amino acid sequence of SEQ ID NO: 22; (iii) an HVR-H3 comprising the amino acid sequence of SEQ ID NO: 23; (iv) an HVR-L1 comprising the amino acid sequence of SEQ ID NO: 24; (v) an HVR-L2 comprising the amino acid sequence of SEQ ID NO: 25; and (vi) an HVR-L3 comprising the amino acid sequence of SEQ ID NO:26, and wherein p is between 1 and 8.

[0143] In another example, provided herein is gemcitabine for use in a method of treating diffuse large B-cell lymphoma (DLBCL) in combination with an immunoconjugate, obinutuzumab, and oxaliplatin according to any of the preceding examples, wherein the immunoconjugate comprises the formula

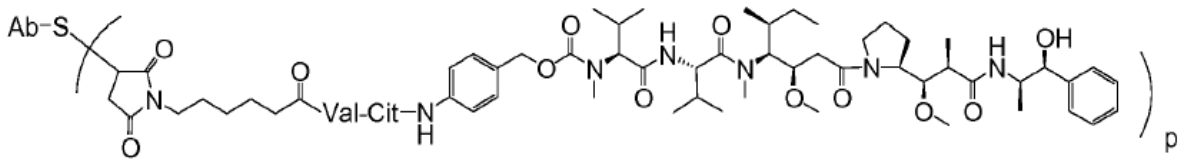

,

wherein Ab is an anti-CD79b antibody comprising (i) an HVR-H1 comprising the amino acid sequence of SEQ ID NO: 21; (ii) an HVR-H2 comprising the amino acid sequence of SEQ ID NO: 22; (iii) an HVR-H3 comprising the amino acid sequence of SEQ ID NO: 23; (iv) an HVR-L1 comprising the amino acid sequence of SEQ ID NO: 24; (v) an HVR-L2 comprising the amino acid sequence of SEQ ID NO: 25; and (vi) an HVR-L3 comprising the amino acid sequence of SEQ ID NO:26, and wherein p is between 1 and 8.

[0144] In another example, provided herein is oxaliplatin for use in a method of treating diffuse large B-cell lymphoma (DLBCL) in combination with an immunoconjugate, gemcitabine, and obinutuzumab according to any of the preceding examples, wherein the immunoconjugate comprises the formula

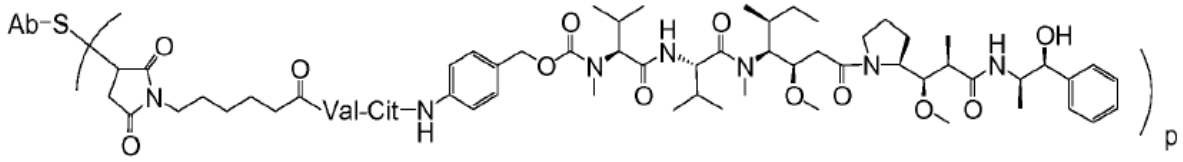

,

wherein Ab is an anti-CD79b antibody comprising (i) an HVR-H1 comprising the amino acid sequence of SEQ ID NO: 21; (ii) an HVR-H2 comprising the amino acid sequence of SEQ ID NO: 22; (iii) an HVR-H3 comprising the amino acid sequence of SEQ ID NO: 23; (iv) an HVR-L1 comprising the amino acid sequence of SEQ ID NO: 24; (v) an HVR-L2 comprising the amino acid sequence of SEQ ID NO: 25; and (vi) an HVR-L3 comprising the amino acid sequence of SEQ ID NO:26, and wherein p is between 1 and 8.

[0145] In another example, provided herein is an immunoconjugate comprising the formula

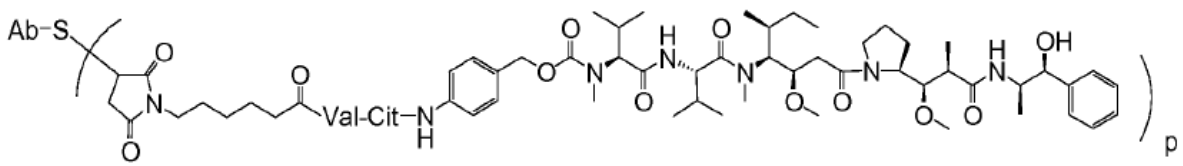

,

wherein Ab is an anti-CD79b antibody comprising (i) an HVR-H1 comprising the amino acid sequence of SEQ ID NO: 21; (ii) an HVR-H2 comprising the amino acid sequence of SEQ ID NO: 22; (iii) an HVR-H3 comprising the amino acid sequence of SEQ ID NO: 23; (iv) an HVR-L1 comprising the amino acid sequence of SEQ ID NO: 24; (v) an HVR-L2 comprising the amino acid sequence of SEQ ID NO: 25; and (vi) an HVR-L3 comprising the amino acid sequence of SEQ ID NO:26, and wherein p is between 1 and 8 for use in a method of treating diffuse large B-cell lymphoma (DLBCL) in combination with obinutuzumab, gemcitabine, and oxaliplatin according to any of the preceding examples, wherein after administration of the immunoconjugate, the obinutuzumab, the gemcitabine, and the oxaliplatin, the human does not experience peripheral neuropathy of Grade 3 or greater that does not resolve to Grade 1 or lower within 14 days.

[0146] In another example, provided herein is an immunoconjugate comprising the formula

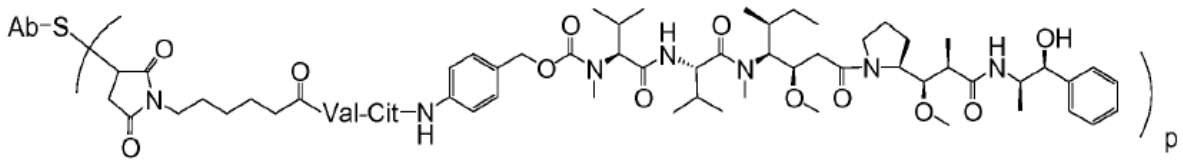

,

wherein Ab is an anti-CD79b antibody comprising (i) an HVR-H1 comprising the amino acid sequence of SEQ ID NO: 21; (ii) an HVR-H2 comprising the amino acid sequence of SEQ ID NO: 22; (iii) an HVR-H3 comprising the amino acid sequence of SEQ ID NO: 23; (iv) an HVR-L1 comprising the amino acid sequence of SEQ ID NO: 24; (v) an HVR-L2 comprising the amino acid sequence of SEQ ID NO: 25; and (vi) an HVR-L3 comprising the amino acid sequence of SEQ ID NO:26, and wherein p is between 1 and 8 for use in a method of treating diffuse large B-cell lymphoma (DLBCL) in combination with obinutuzumab, gemcitabine, and oxaliplatin according to any of the preceding examples, wherein administration of the immunoconjugate, the obinutuzumab, the gemcitabine, and the oxaliplatin does not result in peripheral neuropathy of Grade 3 or greater in the human that does not resolve to Grade 1 or lower within 14 days.

[0147] In another example, provided herein is an immunoconjugate comprising the formula

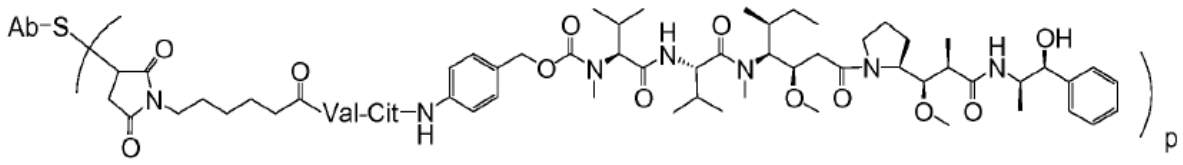

,

wherein Ab is an anti-CD79b antibody comprising (i) an HVR-H1 comprising the amino acid sequence of SEQ ID NO: 21; (ii) an HVR-H2 comprising the amino acid sequence of SEQ ID NO: 22; (iii) an HVR-H3 comprising the amino acid sequence of SEQ ID NO: 23; (iv) an HVR-L1 comprising the amino acid sequence of SEQ ID NO: 24; (v) an HVR-L2 comprising the amino acid sequence of SEQ ID NO: 25; and (vi) an HVR-L3 comprising the amino acid sequence of SEQ ID NO:26, and wherein p is between 1 and 8 for use in a method of treating diffuse large B-cell lymphoma (DLBCL) in combination with obinutuzumab, gemcitabine, and oxaliplatin according to any of the preceding examples, wherein, among a plurality of humans treated, after administration of the immunoconjugate, the obinutuzumab, the gemcitabine, and the oxaliplatin, 33% or fewer of the humans in the plurality experience peripheral neuropathy of Grade 3 or greater that does not resolve to Grade 1 or lower within 14 days.

[0148] In another example, provided herein is an immunoconjugate comprising the formula

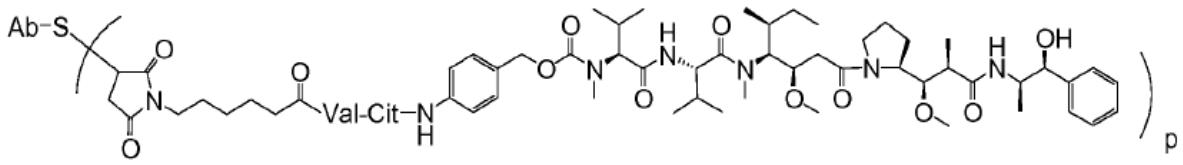

,

wherein Ab is an anti-CD79b antibody comprising (i) an HVR-H1 comprising the amino acid sequence of SEQ ID NO: 21; (ii) an HVR-H2 comprising the amino acid sequence of SEQ ID NO: 22; (iii) an HVR-H3 comprising the amino acid sequence of SEQ ID NO: 23; (iv) an HVR-L1 comprising the amino acid sequence of SEQ ID NO: 24; (v) an HVR-L2 comprising the amino acid sequence of SEQ ID NO: 25; and (vi) an HVR-L3 comprising the amino acid sequence of SEQ ID NO:26, and wherein p is between 1 and 8 for use in a method of treating diffuse large B-cell lymphoma (DLBCL) in combination with obinutuzumab, gemcitabine, and oxaliplatin according to any of the preceding examples, wherein administration of the immunoconjugate, the obinutuzumab, the gemcitabine, and the oxaliplatin to a plurality of humans results in 33% or fewer of the humans in the plurality experiencing peripheral neuropathy of Grade 3 or greater that does not resolve to Grade 1 or lower within 14 days.

[0149] In another example, provided herein is obinutuzumab for use in a method of treating diffuse large B-cell lymphoma (DLBCL) in combination with an immunoconjugate, gemcitabine, and oxaliplatin according to any of the preceding examples, wherein the immunoconjugate comprises the formula

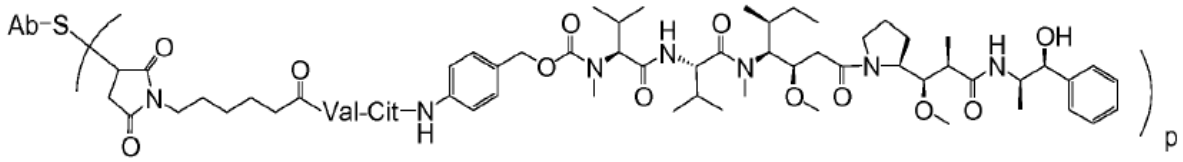

,

wherein Ab is an anti-CD79b antibody comprising (i) an HVR-H1 comprising the amino acid sequence of SEQ ID NO: 21; (ii) an HVR-H2 comprising the amino acid sequence of SEQ ID NO: 22; (iii) an HVR-H3 comprising the amino acid sequence of SEQ ID NO: 23; (iv) an HVR-L1 comprising the amino acid sequence of SEQ ID NO: 24; (v) an HVR-L2 comprising the amino acid sequence of SEQ ID NO: 25; and (vi) an HVR-L3 comprising the amino acid sequence of SEQ ID NO:26, and wherein p is between 1 and 8, wherein after administration of the immunoconjugate, the obinutuzumab, the gemcitabine, and the oxaliplatin, the human does not experience peripheral neuropathy of Grade 3 or greater that does not resolve to Grade 1 or lower within 14 days.

[0150] In another example, provided herein is obinutuzumab for use in a method of treating diffuse large B-cell lymphoma (DLBCL) in combination with an immunoconjugate, gemcitabine, and oxaliplatin according to any of the preceding examples, wherein the immunoconjugate comprises the formula

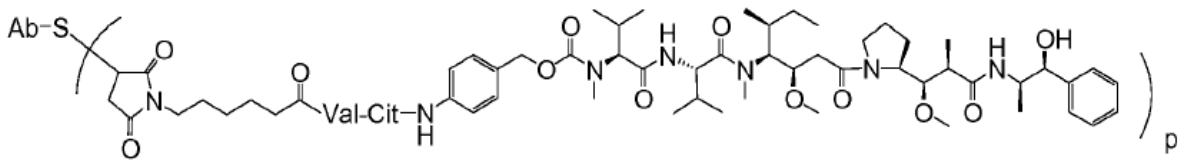

,

wherein Ab is an anti-CD79b antibody comprising (i) an HVR-H1 comprising the amino acid sequence of SEQ ID NO: 21; (ii) an HVR-H2 comprising the amino acid sequence of SEQ ID NO: 22; (iii) an HVR-H3 comprising the amino acid sequence of SEQ ID NO: 23; (iv) an HVR-L1 comprising the amino acid sequence of SEQ ID NO: 24; (v) an HVR-L2 comprising the amino acid sequence of SEQ ID NO: 25; and (vi) an HVR-L3 comprising the amino acid sequence of SEQ ID NO:26, and wherein p is between 1 and 8, wherein administration of the

immunoconjugate, the obinutuzumab, the gemcitabine, and the oxaliplatin does not result in peripheral neuropathy of Grade 3 or greater in the human that does not resolve to Grade 1 or lower within 14 days.

[0151] In another example, provided herein is obinutuzumab for use in a method of treating diffuse large B-cell lymphoma (DLBCL) in combination with an immunoconjugate, gemcitabine, and oxaliplatin according to any of the preceding examples, wherein the immunoconjugate comprises the formula

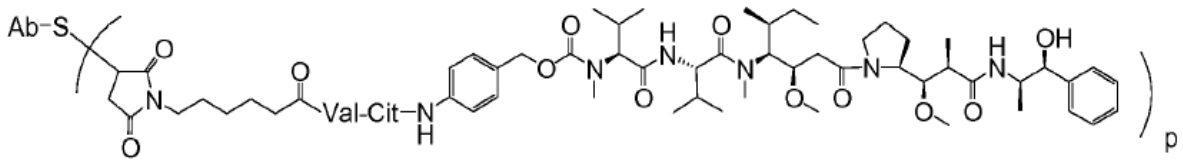

,

wherein Ab is an anti-CD79b antibody comprising (i) an HVR-H1 comprising the amino acid sequence of SEQ ID NO: 21; (ii) an HVR-H2 comprising the amino acid sequence of SEQ ID NO: 22; (iii) an HVR-H3 comprising the amino acid sequence of SEQ ID NO: 23; (iv) an HVR-L1 comprising the amino acid sequence of SEQ ID NO: 24; (v) an HVR-L2 comprising the amino acid sequence of SEQ ID NO: 25; and (vi) an HVR-L3 comprising the amino acid sequence of SEQ ID NO:26, and wherein p is between 1 and 8, wherein, among a plurality of humans treated, after administration of the immunoconjugate, the obinutuzumab, the gemcitabine, and the oxaliplatin, 33% or fewer of the humans in the plurality experience peripheral neuropathy of Grade 3 or greater that does not resolve to Grade 1 or lower within 14 days.

[0152] In another example, provided herein is obinutuzumab for use in a method of treating diffuse large B-cell lymphoma (DLBCL) in combination with an immunoconjugate, gemcitabine, and oxaliplatin according to any of the preceding examples, wherein the immunoconjugate comprises the formula

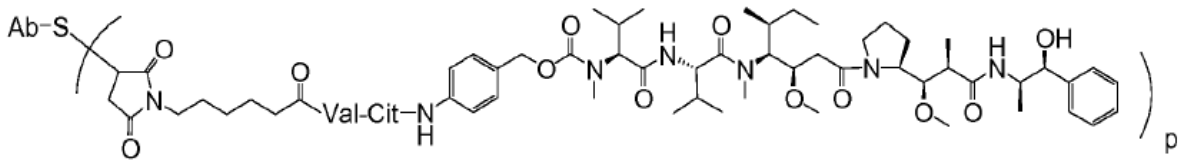

,

wherein Ab is an anti-CD79b antibody comprising (i) an HVR-H1 comprising the amino acid sequence of SEQ ID NO: 21; (ii) an HVR-H2 comprising the amino acid sequence of SEQ ID

NO: 22; (iii) an HVR-H3 comprising the amino acid sequence of SEQ ID NO: 23; (iv) an HVR-L1 comprising the amino acid sequence of SEQ ID NO: 24; (v) an HVR-L2 comprising the amino acid sequence of SEQ ID NO: 25; and (vi) an HVR-L3 comprising the amino acid sequence of SEQ ID NO:26, and wherein p is between 1 and 8, wherein administration of the immunoconjugate, the obinutuzumab, the gemcitabine, and the oxaliplatin to a plurality of humans results in 33% or fewer of the humans in the plurality experiencing peripheral neuropathy of Grade 3 or greater that does not resolve to Grade 1 or lower within 14 days.

[0153] In another example, provided herein is gemcitabine for use in a method of treating diffuse large B-cell lymphoma (DLBCL) in combination with an immunoconjugate, obinutuzumab, and oxaliplatin according to any of the preceding examples, wherein the immunoconjugate comprises the formula

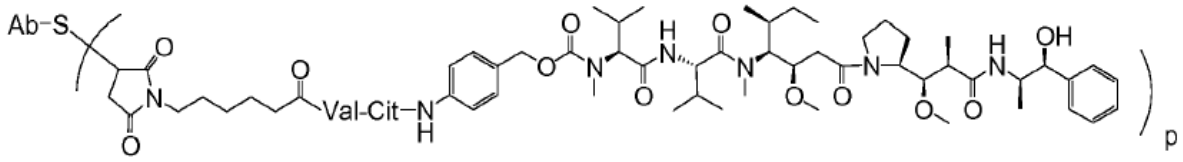

,

wherein Ab is an anti-CD79b antibody comprising (i) an HVR-H1 comprising the amino acid sequence of SEQ ID NO: 21; (ii) an HVR-H2 comprising the amino acid sequence of SEQ ID NO: 22; (iii) an HVR-H3 comprising the amino acid sequence of SEQ ID NO: 23; (iv) an HVR-L1 comprising the amino acid sequence of SEQ ID NO: 24; (v) an HVR-L2 comprising the amino acid sequence of SEQ ID NO: 25; and (vi) an HVR-L3 comprising the amino acid sequence of SEQ ID NO:26, and wherein p is between 1 and 8, wherein after administration of the immunoconjugate, the obinutuzumab, the gemcitabine, and the oxaliplatin, the human does not experience peripheral neuropathy of Grade 3 or greater that does not resolve to Grade 1 or lower within 14 days.

[0154] In another example, provided herein is gemcitabine for use in a method of treating diffuse large B-cell lymphoma (DLBCL) in combination with an immunoconjugate, obinutuzumab, and oxaliplatin according to any of the preceding examples, wherein the immunoconjugate comprises the formula

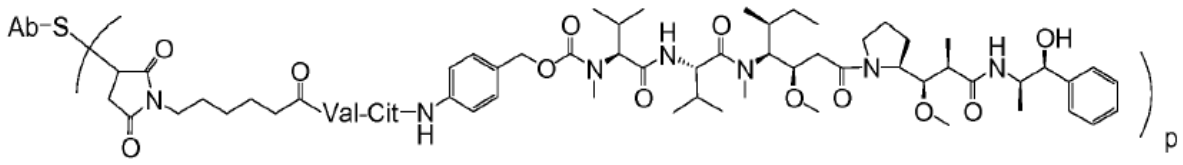

,

wherein Ab is an anti-CD79b antibody comprising (i) an HVR-H1 comprising the amino acid sequence of SEQ ID NO: 21; (ii) an HVR-H2 comprising the amino acid sequence of SEQ ID NO: 22; (iii) an HVR-H3 comprising the amino acid sequence of SEQ ID NO: 23; (iv) an HVR-L1 comprising the amino acid sequence of SEQ ID NO: 24; (v) an HVR-L2 comprising the amino acid sequence of SEQ ID NO: 25; and (vi) an HVR-L3 comprising the amino acid sequence of SEQ ID NO:26, and wherein p is between 1 and 8, wherein administration of the immunoconjugate, the obinutuzumab, the gemcitabine, and the oxaliplatin does not result in peripheral neuropathy of Grade 3 or greater in the human that does not resolve to Grade 1 or lower within 14 days.

[0155] In another example, provided herein is gemcitabine for use in a method of treating diffuse large B-cell lymphoma (DLBCL) in combination with an immunoconjugate, obinutuzumab, and oxaliplatin according to any of the preceding examples, wherein the immunoconjugate comprises the formula

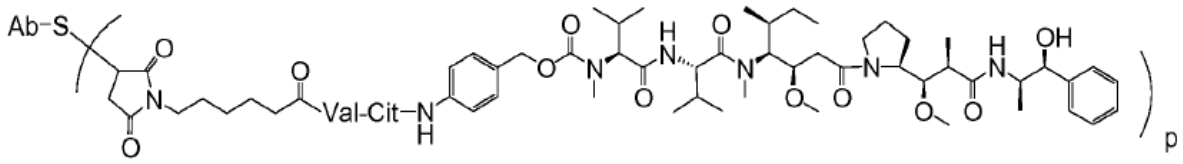

,

wherein Ab is an anti-CD79b antibody comprising (i) an HVR-H1 comprising the amino acid sequence of SEQ ID NO: 21; (ii) an HVR-H2 comprising the amino acid sequence of SEQ ID NO: 22; (iii) an HVR-H3 comprising the amino acid sequence of SEQ ID NO: 23; (iv) an HVR-L1 comprising the amino acid sequence of SEQ ID NO: 24; (v) an HVR-L2 comprising the amino acid sequence of SEQ ID NO: 25; and (vi) an HVR-L3 comprising the amino acid sequence of SEQ ID NO:26, and wherein p is between 1 and 8, wherein, among a plurality of humans treated, after administration of the immunoconjugate, the obinutuzumab, the gemcitabine, and the oxaliplatin, 33% or fewer of the humans in the plurality experience peripheral neuropathy of Grade 3 or greater that does not resolve to Grade 1 or lower within 14 days.

[0156] In another example, provided herein is gemcitabine for use in a method of treating diffuse large B-cell lymphoma (DLBCL) in combination with an immunoconjugate, obinutuzumab, and oxaliplatin according to any of the preceding examples, wherein the immunoconjugate comprises the formula

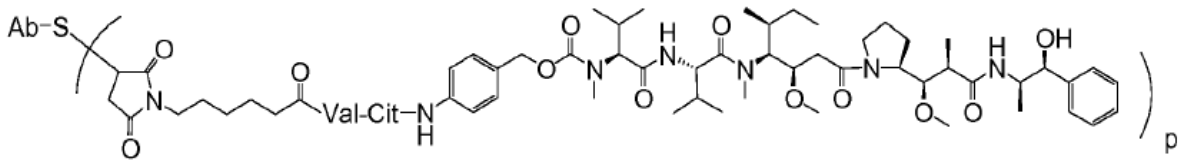

,

wherein Ab is an anti-CD79b antibody comprising (i) an HVR-H1 comprising the amino acid sequence of SEQ ID NO: 21; (ii) an HVR-H2 comprising the amino acid sequence of SEQ ID NO: 22; (iii) an HVR-H3 comprising the amino acid sequence of SEQ ID NO: 23; (iv) an HVR-L1 comprising the amino acid sequence of SEQ ID NO: 24; (v) an HVR-L2 comprising the amino acid sequence of SEQ ID NO: 25; and (vi) an HVR-L3 comprising the amino acid sequence of SEQ ID NO:26, and wherein p is between 1 and 8, wherein administration of the immunoconjugate, the obinutuzumab, the gemcitabine, and the oxaliplatin to a plurality of humans results in 33% or fewer of the humans in the plurality experiencing peripheral neuropathy of Grade 3 or greater that does not resolve to Grade 1 or lower within 14 days.

[0157] In another example, provided herein is oxaliplatin for use in a method of treating diffuse large B-cell lymphoma (DLBCL) in combination with an immunoconjugate, gemcitabine, and obinutuzumab according to any of the preceding examples, wherein the immunoconjugate comprises the formula

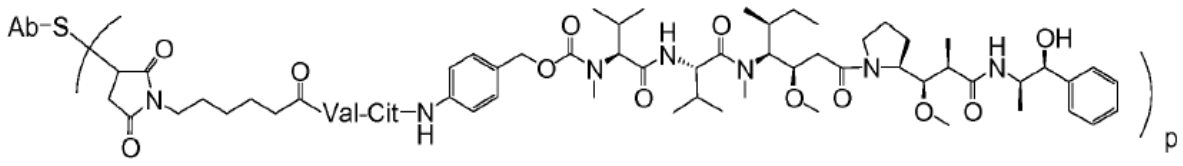

,

wherein Ab is an anti-CD79b antibody comprising (i) an HVR-H1 comprising the amino acid sequence of SEQ ID NO: 21; (ii) an HVR-H2 comprising the amino acid sequence of SEQ ID NO: 22; (iii) an HVR-H3 comprising the amino acid sequence of SEQ ID NO: 23; (iv) an HVR-L1 comprising the amino acid sequence of SEQ ID NO: 24; (v) an HVR-L2 comprising the amino acid sequence of SEQ ID NO: 25; and (vi) an HVR-L3 comprising the amino acid sequence of SEQ ID NO:26, and wherein p is between 1 and 8, wherein, after administration of

the immunoconjugate, the obinutuzumab, the gemcitabine, and the oxaliplatin, the human does not experience peripheral neuropathy of Grade 3 or greater that does not resolve to Grade 1 or lower within 14 days.

[0158] In another example, provided herein is oxaliplatin for use in a method of treating diffuse large B-cell lymphoma (DLBCL) in combination with an immunoconjugate, gemcitabine, and obinutuzumab according to any of the preceding examples, wherein the immunoconjugate comprises the formula

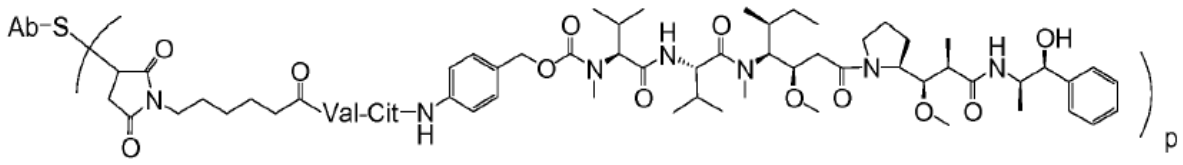

,

wherein Ab is an anti-CD79b antibody comprising (i) an HVR-H1 comprising the amino acid sequence of SEQ ID NO: 21; (ii) an HVR-H2 comprising the amino acid sequence of SEQ ID NO: 22; (iii) an HVR-H3 comprising the amino acid sequence of SEQ ID NO: 23; (iv) an HVR-L1 comprising the amino acid sequence of SEQ ID NO: 24; (v) an HVR-L2 comprising the amino acid sequence of SEQ ID NO: 25; and (vi) an HVR-L3 comprising the amino acid sequence of SEQ ID NO:26, and wherein p is between 1 and 8, wherein administration of the immunoconjugate, the obinutuzumab, the gemcitabine, and the oxaliplatin does not result in peripheral neuropathy of Grade 3 or greater in the human that does not resolve to Grade 1 or lower within 14 days.

[0159] In another example, provided herein is oxaliplatin for use in a method of treating diffuse large B-cell lymphoma (DLBCL) in combination with an immunoconjugate, gemcitabine, and obinutuzumab according to any of the preceding examples, wherein the immunoconjugate comprises the formula

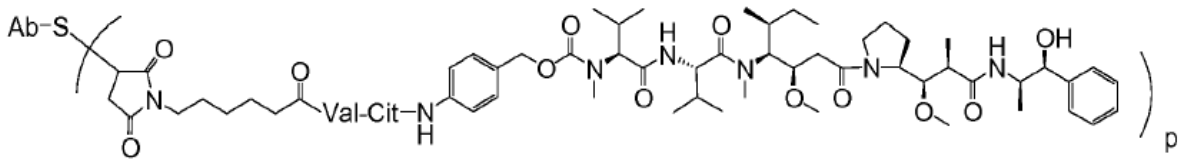

,

wherein Ab is an anti-CD79b antibody comprising (i) an HVR-H1 comprising the amino acid sequence of SEQ ID NO: 21; (ii) an HVR-H2 comprising the amino acid sequence of SEQ ID NO: 22; (iii) an HVR-H3 comprising the amino acid sequence of SEQ ID NO: 23; (iv) an HVR-

L1 comprising the amino acid sequence of SEQ ID NO: 24; (v) an HVR-L2 comprising the amino acid sequence of SEQ ID NO: 25; and (vi) an HVR-L3 comprising the amino acid sequence of SEQ ID NO:26, and wherein p is between 1 and 8, wherein, among a plurality of humans treated, after administration of the immunoconjugate, the obinutuzumab, the gemcitabine, and the oxaliplatin, 33% or fewer of the humans in the plurality experience peripheral neuropathy of Grade 3 or greater that does not resolve to Grade 1 or lower within 14 days.

[0160] In another example, provided herein is oxaliplatin for use in a method of treating diffuse large B-cell lymphoma (DLBCL) in combination with an immunoconjugate, gemcitabine, and obinutuzumab according to any of the preceding examples, wherein the immunoconjugate comprises the formula

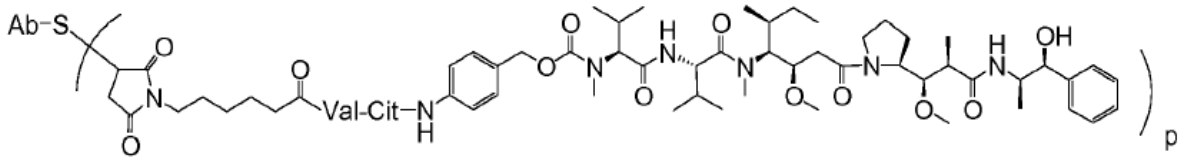

,

wherein Ab is an anti-CD79b antibody comprising (i) an HVR-H1 comprising the amino acid sequence of SEQ ID NO: 21; (ii) an HVR-H2 comprising the amino acid sequence of SEQ ID NO: 22; (iii) an HVR-H3 comprising the amino acid sequence of SEQ ID NO: 23; (iv) an HVR-L1 comprising the amino acid sequence of SEQ ID NO: 24; (v) an HVR-L2 comprising the amino acid sequence of SEQ ID NO: 25; and (vi) an HVR-L3 comprising the amino acid sequence of SEQ ID NO:26, and wherein p is between 1 and 8, wherein administration of the immunoconjugate, the obinutuzumab, the gemcitabine, and the oxaliplatin to a plurality of humans results in 33% or fewer of the humans in the plurality experiencing peripheral neuropathy of Grade 3 or greater that does not resolve to Grade 1 or lower within 14 days.

[0161] In another example, provided herein a method for treating relapsed or refractory diffuse large B-cell lymphoma (R/R DLBCL) in a human in need thereof, comprising administering to the human polatuzumab vedotin-piiq at a dose of 1.8 mg/kg, rituximab at a dose of 375 mg/m^2, gemcitabine at a dose of 1000 mg/m^2, and oxaliplatin at a dose of 100 mg/m^2.

[0162] In another example, provided herein a method for treating relapsed or refractory diffuse large B-cell lymphoma (R/R DLBCL) in a human in need thereof, comprising administering to the human polatuzumab vedotin-piiq at a dose of 1.8 mg/kg, rituximab at a dose of 375 mg/m^2, gemcitabine at a dose of 1000 mg/m^2, and oxaliplatin at a dose of 100 mg/m^2, wherein the

polatuzumab vedotin-piiq, the rituximab, the gemcitabine, and the oxaliplatin are administered for at least one 21-day cycle, wherein the polatuzumab vedotin-piiq and the rituximab are administered intravenously on Day 1 of each 21-day cycle, and wherein the gemcitabine and the oxaliplatin are administered intravenously on Day 2 of each 21-day cycle.

[0163] In another example, provided herein a method for treating relapsed or refractory diffuse large B-cell lymphoma (R/R DLBCL) in a human in need thereof, comprising administering to the human iladatuzumab vedotin at a dose of 4.8 mg/kg, rituximab at a dose of 375 mg/m^2, gemcitabine at a dose of 1000 mg/m^2, and oxaliplatin at a dose of 100 mg/m^2.

[0164] In another example, provided herein is a method for treating relapsed or refractory diffuse large B-cell lymphoma (R/R DLBCL) in a human in need thereof, comprising administering to the human iladatuzumab vedotin at a dose of 3.6 mg/kg, rituximab at a dose of 375 mg/m^2, gemcitabine at a dose of 1000 mg/m^2, and oxaliplatin at a dose of 100 mg/m^2.

[0165] In another example, provided herein a method for treating relapsed or refractory diffuse large B-cell lymphoma (R/R DLBCL) in a human in need thereof, comprising administering to the human iladatuzumab vedotin at a dose of 4.8 mg/kg, rituximab at a dose of 375 mg/m^2, gemcitabine at a dose of 1000 mg/m^2, and oxaliplatin at a dose of 100 mg/m^2, wherein the iladatuzumab vedotin, the rituximab, the gemcitabine, and the oxaliplatin are administered for at least one 21-day cycle, wherein the iladatuzumab vedotin and the rituximab are administered intravenously on Day 1 of each 21-day cycle, and wherein the gemcitabine and the oxaliplatin are administered intravenously on Day 2 of each 21-day cycle.

[0166] In another example, provided herein a method for treating relapsed or refractory diffuse large B-cell lymphoma (R/R DLBCL) in a human in need thereof, comprising administering to the human iladatuzumab vedotin at a dose of 3.6 mg/kg, rituximab at a dose of 375 mg/m^2, gemcitabine at a dose of 1000 mg/m^2, and oxaliplatin at a dose of 100 mg/m^2, wherein the iladatuzumab vedotin, the rituximab, the gemcitabine, and the oxaliplatin are administered for at least one 21-day cycle, wherein the iladatuzumab vedotin and the rituximab are administered intravenously on Day 1 of each 21-day cycle, and wherein the gemcitabine and the oxaliplatin are administered intravenously on Day 2 of each 21-day cycle.

[0167] In another example, provided herein a method for treating relapsed or refractory diffuse large B-cell lymphoma (R/R DLBCL) in a human in need thereof, comprising administering to the human polatuzumab vedotin-piiq at a dose of 1.8 mg/kg, obinutuzumab at a dose of 1000 mg, gemcitabine at a dose of 1000 mg/m^2, and oxaliplatin at a dose of 100 mg/m^2.

[0168] In another example, provided herein a method for treating relapsed or refractory diffuse large B-cell lymphoma (R/R DLBCL) in a human in need thereof, comprising administering to the human polatuzumab vedotin-piiq at a dose of 1.8 mg/kg, obinutuzumab at a dose of 1000 mg, gemcitabine at a dose of 1000 mg/m^2, and oxaliplatin at a dose of 100 mg/m^2, wherein the polatuzumab vedotin-piiq, the obinutuzumab, the gemcitabine, and the oxaliplatin are administered for at least one 21-day cycle, wherein the polatuzumab vedotin-piiq and the obinutuzumab are administered intravenously on Day 1 of each 21-day cycle, and wherein the gemcitabine and the oxaliplatin are administered intravenously on Day 2 of each 21-day cycle.

[0169] In another example, provided herein a method for treating relapsed or refractory diffuse large B-cell lymphoma (R/R DLBCL) in a human in need thereof, comprising administering to the human iladatuzumab vedotin at a dose of 4.8 mg/kg, obinutuzumab at a dose of 1000 mg, gemcitabine at a dose of 1000 mg/m^2, and oxaliplatin at a dose of 100 mg/m^2.

[0170] In another example, provided herein is a method for treating relapsed or refractory diffuse large B-cell lymphoma (R/R DLBCL) in a human in need thereof, comprising administering to the human iladatuzumab vedotin at a dose of 3.6 mg/kg, obinutuzumab at a dose of 1000 mg, gemcitabine at a dose of 1000 mg/m^2, and oxaliplatin at a dose of 100 mg/m^2.

[0171] In another example, provided herein a method for treating relapsed or refractory diffuse large B-cell lymphoma (R/R DLBCL) in a human in need thereof, comprising administering to the human iladatuzumab vedotin at a dose of 4.8 mg/kg, obinutuzumab at a dose of 1000 mg, gemcitabine at a dose of 1000 mg/m^2, and oxaliplatin at a dose of 100 mg/m^2, wherein the iladatuzumab vedotin, the obinutuzumab, the gemcitabine, and the oxaliplatin are administered for at least one 21-day cycle, wherein the iladatuzumab vedotin and the obinutuzumab are administered intravenously on Day 1 of each 21-day cycle, and wherein the gemcitabine and the oxaliplatin are administered intravenously on Day 2 of each 21-day cycle.

[0172] In another example, provided herein a method for treating relapsed or refractory diffuse large B-cell lymphoma (R/R DLBCL) in a human in need thereof, comprising administering to the human iladatuzumab vedotin at a dose of 3.6 mg/kg, obinutuzumab at a dose of 1000 mg, gemcitabine at a dose of 1000 mg/m^2, and oxaliplatin at a dose of 100 mg/m^2, wherein the iladatuzumab vedotin, the obinutuzumab, the gemcitabine, and the oxaliplatin are administered for at least one 21-day cycle, wherein the iladatuzumab vedotin and the obinutuzumab are administered intravenously on Day 1 of each 21-day cycle, and wherein the gemcitabine and the oxaliplatin are administered intravenously on Day 2 of each 21-day cycle.

[0173] In another example, provided herein is an immunoconjugate comprising the formula

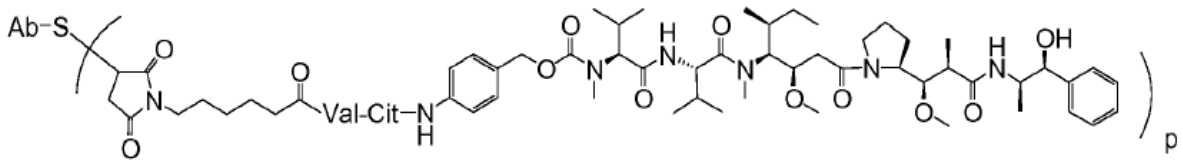

,

wherein Ab is an anti-CD79b antibody comprising (i) an HVR-H1 comprising the amino acid sequence of SEQ ID NO: 21; (ii) an HVR-H2 comprising the amino acid sequence of SEQ ID NO: 22; (iii) an HVR-H3 comprising the amino acid sequence of SEQ ID NO: 23; (iv) an HVR-L1 comprising the amino acid sequence of SEQ ID NO: 24; (v) an HVR-L2 comprising the amino acid sequence of SEQ ID NO: 25; and (vi) an HVR-L3 comprising the amino acid sequence of SEQ ID NO:26, and wherein p is between 1 and 8 for use in a method of treating diffuse large B-cell lymphoma (DLBCL) in combination with rituximab, gemcitabine, and oxaliplatin according to any of the preceding examples, wherein the immunoconjugate, the rituximab, the gemcitabine, and the oxaliplatin are administered for at least one 21-day cycle, wherein during each cycle the immunoconjugate is administered at a dose of about 1.8 mg/kg, the rituximab is administered at a dose of about 375 mg/m^2, the gemcitabine is administered at a dose of about 1000 mg/m^2, and the oxaliplatin is administered at a dose of about 100 mg/m^2; and wherein the immunoconjugate and the rituximab are administered intravenously on Day 1 of each 21-day cycle, and wherein the gemcitabine and the oxaliplatin are administered intravenously on Day 2 of each 21-day cycle.

[0174] In another example, provided herein is rituximab for use in a method of treating diffuse large B-cell lymphoma (DLBCL) in combination with an immunoconjugate, gemcitabine, and oxaliplatin according to any of the preceding examples, wherein the immunoconjugate comprises the formula

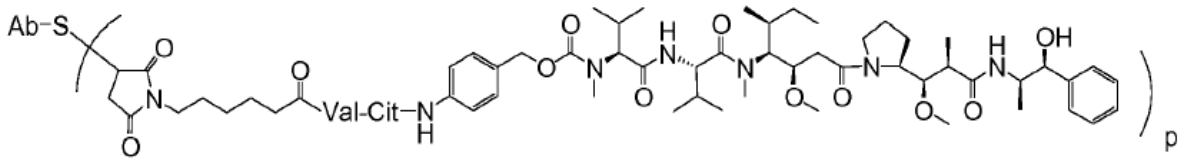

,

wherein Ab is an anti-CD79b antibody comprising (i) an HVR-H1 comprising the amino acid sequence of SEQ ID NO: 21; (ii) an HVR-H2 comprising the amino acid sequence of SEQ ID NO: 22; (iii) an HVR-H3 comprising the amino acid sequence of SEQ ID NO: 23; (iv) an HVR-

L1 comprising the amino acid sequence of SEQ ID NO: 24; (v) an HVR-L2 comprising the amino acid sequence of SEQ ID NO: 25; and (vi) an HVR-L3 comprising the amino acid sequence of SEQ ID NO:26, and wherein p is between 1 and 8, wherein the immunoconjugate, the rituximab, the gemcitabine, and the oxaliplatin are administered for at least one 21-day cycle, wherein during each cycle the immunoconjugate is administered at a dose of about 1.8 mg/kg, the rituximab is administered at a dose of about 375 mg/m^2, the gemcitabine is administered at a dose of about 1000 mg/m^2, and the oxaliplatin is administered at a dose of about 100 mg/m^2; and wherein the immunoconjugate and the rituximab are administered intravenously on Day 1 of each 21-day cycle, and wherein the gemcitabine and the oxaliplatin are administered intravenously on Day 2 of each 21-day cycle.

[0175] In another example, provided herein is gemcitabine for use in a method of treating diffuse large B-cell lymphoma (DLBCL) in combination with an immunoconjugate, rituximab, and oxaliplatin according to any of the preceding examples, wherein the immunoconjugate comprises the formula

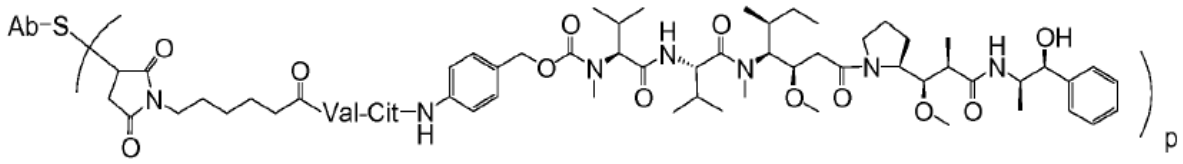

,

wherein Ab is an anti-CD79b antibody comprising (i) an HVR-H1 comprising the amino acid sequence of SEQ ID NO: 21; (ii) an HVR-H2 comprising the amino acid sequence of SEQ ID NO: 22; (iii) an HVR-H3 comprising the amino acid sequence of SEQ ID NO: 23; (iv) an HVR-L1 comprising the amino acid sequence of SEQ ID NO: 24; (v) an HVR-L2 comprising the amino acid sequence of SEQ ID NO: 25; and (vi) an HVR-L3 comprising the amino acid sequence of SEQ ID NO:26, and wherein p is between 1 and 8, wherein the immunoconjugate, the rituximab, the gemcitabine, and the oxaliplatin are administered for at least one 21-day cycle, wherein during each cycle the immunoconjugate is administered at a dose of about 1.8 mg/kg, the rituximab is administered at a dose of about 375 mg/m^2, the gemcitabine is administered at a dose of about 1000 mg/m^2, and the oxaliplatin is administered at a dose of about 100 mg/m^2; and wherein the immunoconjugate and the rituximab are administered intravenously on Day 1 of each 21-day cycle, and wherein the gemcitabine and the oxaliplatin are administered intravenously on Day 2 of each 21-day cycle.

[0176] In another example, provided herein is oxaliplatin for use in a method of treating diffuse large B-cell lymphoma (DLBCL) in combination with an immunoconjugate, gemcitabine, and rituximab according to any of the preceding examples, wherein the immunoconjugate comprises the formula

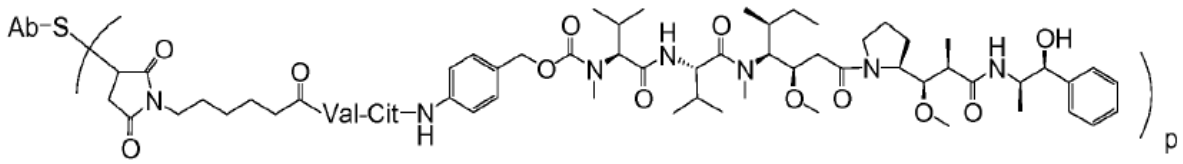

,

wherein Ab is an anti-CD79b antibody comprising (i) an HVR-H1 comprising the amino acid sequence of SEQ ID NO: 21; (ii) an HVR-H2 comprising the amino acid sequence of SEQ ID NO: 22; (iii) an HVR-H3 comprising the amino acid sequence of SEQ ID NO: 23; (iv) an HVR-L1 comprising the amino acid sequence of SEQ ID NO: 24; (v) an HVR-L2 comprising the amino acid sequence of SEQ ID NO: 25; and (vi) an HVR-L3 comprising the amino acid sequence of SEQ ID NO:26, and wherein p is between 1 and 8, wherein the immunoconjugate, the rituximab, the gemcitabine, and the oxaliplatin are administered for at least one 21-day cycle, wherein during each cycle the immunoconjugate is administered at a dose of about 1.8 mg/kg, the rituximab is administered at a dose of about 375 mg/m^2, the gemcitabine is administered at a dose of about 1000 mg/m^2, and the oxaliplatin is administered at a dose of about 100 mg/m^2; and wherein the immunoconjugate and the rituximab are administered intravenously on Day 1 of each 21-day cycle, and wherein the gemcitabine and the oxaliplatin are administered intravenously on Day 2 of each 21-day cycle.

[0177] In another example, provided herein is an immunoconjugate comprising the formula

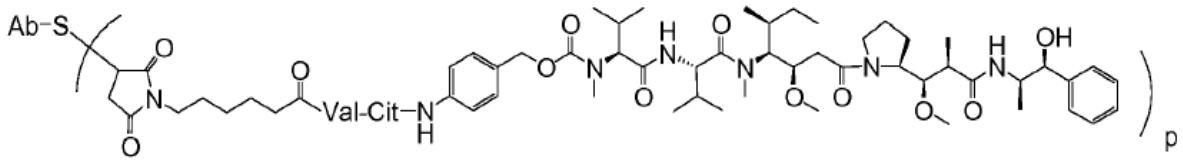

,

wherein Ab is an anti-CD79b antibody comprising (i) an HVR-H1 comprising the amino acid sequence of SEQ ID NO: 21; (ii) an HVR-H2 comprising the amino acid sequence of SEQ ID NO: 22; (iii) an HVR-H3 comprising the amino acid sequence of SEQ ID NO: 23; (iv) an HVR-L1 comprising the amino acid sequence of SEQ ID NO: 24; (v) an HVR-L2 comprising the amino acid sequence of SEQ ID NO: 25; and (vi) an HVR-L3 comprising the amino acid

sequence of SEQ ID NO:26, and wherein p is between 1 and 8 for use in a method of treating diffuse large B-cell lymphoma (DLBCL) in combination with rituximab, gemcitabine, and oxaliplatin according to any of the preceding examples, wherein after administration of the immunoconjugate, the rituximab, the gemcitabine, and the oxaliplatin, the human does not experience peripheral neuropathy of Grade 3 or greater that does not resolve to Grade 1 or lower within 14 days; and wherein the immunoconjugate, the rituximab, the gemcitabine, and the oxaliplatin are administered for at least one 21-day cycle, wherein during each cycle the immunoconjugate is administered at a dose of about 1.8 mg/kg, the rituximab is administered at a dose of about 375 mg/m^2, the gemcitabine is administered at a dose of about 1000 mg/m^2, and the oxaliplatin is administered at a dose of about 100 mg/m^2; and wherein the immunoconjugate and the rituximab are administered intravenously on Day 1 of each 21-day cycle, and wherein the gemcitabine and the oxaliplatin are administered intravenously on Day 2 of each 21-day cycle.

[0178] In another example, provided herein is an immunoconjugate comprising the formula

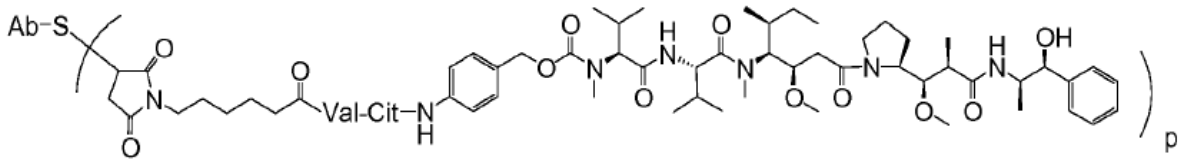

,

wherein Ab is an anti-CD79b antibody comprising (i) an HVR-H1 comprising the amino acid sequence of SEQ ID NO: 21; (ii) an HVR-H2 comprising the amino acid sequence of SEQ ID NO: 22; (iii) an HVR-H3 comprising the amino acid sequence of SEQ ID NO: 23; (iv) an HVR-L1 comprising the amino acid sequence of SEQ ID NO: 24; (v) an HVR-L2 comprising the amino acid sequence of SEQ ID NO: 25; and (vi) an HVR-L3 comprising the amino acid sequence of SEQ ID NO:26, and wherein p is between 1 and 8 for use in a method of treating diffuse large B-cell lymphoma (DLBCL) in combination with rituximab, gemcitabine, and oxaliplatin according to any of the preceding examples, wherein administration of the immunoconjugate, the rituximab, the gemcitabine, and the oxaliplatin does not result in peripheral neuropathy of Grade 3 or greater in the human that does not resolve to Grade 1 or lower within 14 days; and wherein the immunoconjugate, the rituximab, the gemcitabine, and the oxaliplatin are administered for at least one 21-day cycle, wherein during each cycle the immunoconjugate is administered at a dose of about 1.8 mg/kg, the rituximab is administered at a dose of about 375 mg/m^2, the gemcitabine is administered at a dose of about 1000 mg/m^2, and

the oxaliplatin is administered at a dose of about 100 mg/m^2; and wherein the immunoconjugate and the rituximab are administered intravenously on Day 1 of each 21-day cycle, and wherein the gemcitabine and the oxaliplatin are administered intravenously on Day 2 of each 21-day cycle.

[0179] In another example, provided herein is an immunoconjugate comprising the formula

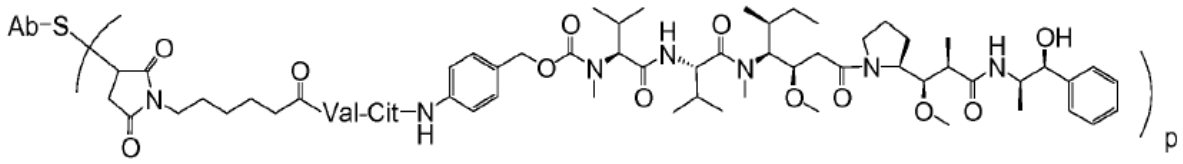

,

wherein Ab is an anti-CD79b antibody comprising (i) an HVR-H1 comprising the amino acid sequence of SEQ ID NO: 21; (ii) an HVR-H2 comprising the amino acid sequence of SEQ ID NO: 22; (iii) an HVR-H3 comprising the amino acid sequence of SEQ ID NO: 23; (iv) an HVR-L1 comprising the amino acid sequence of SEQ ID NO: 24; (v) an HVR-L2 comprising the amino acid sequence of SEQ ID NO: 25; and (vi) an HVR-L3 comprising the amino acid sequence of SEQ ID NO:26, and wherein p is between 1 and 8 for use in a method of treating diffuse large B-cell lymphoma (DLBCL) in combination with rituximab, gemcitabine, and oxaliplatin according to any of the preceding examples, wherein, among a plurality of humans treated, after administration of the immunoconjugate, the rituximab, the gemcitabine, and the oxaliplatin, 33% or fewer of the humans in the plurality experience peripheral neuropathy of Grade 3 or greater that does not resolve to Grade 1 or lower within 14 days; and wherein the immunoconjugate, the rituximab, the gemcitabine, and the oxaliplatin are administered for at least one 21-day cycle, wherein during each cycle the immunoconjugate is administered at a dose of about 1.8 mg/kg, the rituximab is administered at a dose of about 375 mg/m^2, the gemcitabine is administered at a dose of about 1000 mg/m^2, and the oxaliplatin is administered at a dose of about 100 mg/m^2; and wherein the immunoconjugate and the rituximab are administered intravenously on Day 1 of each 21-day cycle, and wherein the gemcitabine and the oxaliplatin are administered intravenously on Day 2 of each 21-day cycle.

[0180] In another example, provided herein is an immunoconjugate comprising the formula

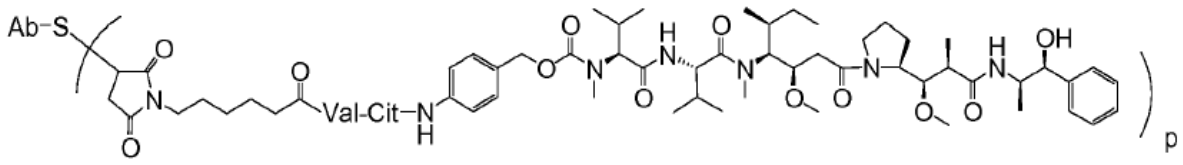

,

wherein Ab is an anti-CD79b antibody comprising (i) an HVR-H1 comprising the amino acid sequence of SEQ ID NO: 21; (ii) an HVR-H2 comprising the amino acid sequence of SEQ ID NO: 22; (iii) an HVR-H3 comprising the amino acid sequence of SEQ ID NO: 23; (iv) an HVR-L1 comprising the amino acid sequence of SEQ ID NO: 24; (v) an HVR-L2 comprising the amino acid sequence of SEQ ID NO: 25; and (vi) an HVR-L3 comprising the amino acid sequence of SEQ ID NO:26, and wherein p is between 1 and 8 for use in a method of treating diffuse large B-cell lymphoma (DLBCL) in combination with rituximab, gemcitabine, and oxaliplatin according to any of the preceding examples, wherein administration of the immunoconjugate, the rituximab, the gemcitabine, and the oxaliplatin to a plurality of humans results in 33% or fewer of the humans in the plurality experiencing peripheral neuropathy of Grade 3 or greater that does not resolve to Grade 1 or lower within 14 days; and wherein the immunoconjugate, the rituximab, the gemcitabine, and the oxaliplatin are administered for at least one 21-day cycle, wherein during each cycle the immunoconjugate is administered at a dose of about 1.8 mg/kg, the rituximab is administered at a dose of about 375 mg/m^2, the gemcitabine is administered at a dose of about 1000 mg/m^2, and the oxaliplatin is administered at a dose of about 100 mg/m^2; and wherein the immunoconjugate and the rituximab are administered intravenously on Day 1 of each 21-day cycle, and wherein the gemcitabine and the oxaliplatin are administered intravenously on Day 2 of each 21-day cycle.

[0181] In another example, provided herein is rituximab for use in a method of treating diffuse large B-cell lymphoma (DLBCL) in combination with an immunoconjugate, gemcitabine, and oxaliplatin according to any of the preceding examples, wherein the immunoconjugate comprises the formula

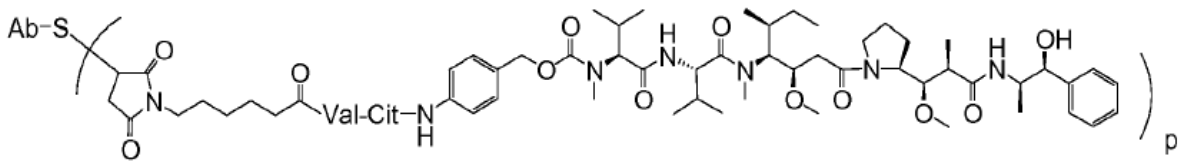

,

wherein Ab is an anti-CD79b antibody comprising (i) an HVR-H1 comprising the amino acid sequence of SEQ ID NO: 21; (ii) an HVR-H2 comprising the amino acid sequence of SEQ ID

NO: 22; (iii) an HVR-H3 comprising the amino acid sequence of SEQ ID NO: 23; (iv) an HVR-L1 comprising the amino acid sequence of SEQ ID NO: 24; (v) an HVR-L2 comprising the amino acid sequence of SEQ ID NO: 25; and (vi) an HVR-L3 comprising the amino acid sequence of SEQ ID NO:26, and wherein p is between 1 and 8, wherein after administration of the immunoconjugate, the rituximab, the gemcitabine, and the oxaliplatin, the human does not experience peripheral neuropathy of Grade 3 or greater that does not resolve to Grade 1 or lower within 14 days; and wherein the immunoconjugate, the rituximab, the gemcitabine, and the oxaliplatin are administered for at least one 21-day cycle, wherein during each cycle the immunoconjugate is administered at a dose of about 1.8 mg/kg, the rituximab is administered at a dose of about 375 mg/m^2, the gemcitabine is administered at a dose of about 1000 mg/m^2, and the oxaliplatin is administered at a dose of about 100 mg/m^2; and wherein the immunoconjugate and the rituximab are administered intravenously on Day 1 of each 21-day cycle, and wherein the gemcitabine and the oxaliplatin are administered intravenously on Day 2 of each 21-day cycle.

[0182] In another example, provided herein is rituximab for use in a method of treating diffuse large B-cell lymphoma (DLBCL) in combination with an immunoconjugate, gemcitabine, and oxaliplatin according to any of the preceding examples, wherein the immunoconjugate comprises the formula

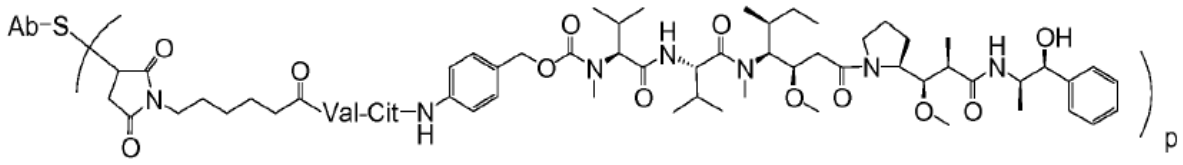

,

wherein Ab is an anti-CD79b antibody comprising (i) an HVR-H1 comprising the amino acid sequence of SEQ ID NO: 21; (ii) an HVR-H2 comprising the amino acid sequence of SEQ ID NO: 22; (iii) an HVR-H3 comprising the amino acid sequence of SEQ ID NO: 23; (iv) an HVR-L1 comprising the amino acid sequence of SEQ ID NO: 24; (v) an HVR-L2 comprising the amino acid sequence of SEQ ID NO: 25; and (vi) an HVR-L3 comprising the amino acid sequence of SEQ ID NO:26, and wherein p is between 1 and 8, wherein administration of the immunoconjugate, the rituximab, the gemcitabine, and the oxaliplatin does not result in peripheral neuropathy of Grade 3 or greater in the human that does not resolve to Grade 1 or lower within 14 days; and wherein the immunoconjugate, the rituximab, the gemcitabine, and the oxaliplatin are administered for at least one 21-day cycle, wherein during each cycle the immunoconjugate is administered at a dose of about 1.8 mg/kg, the rituximab is administered at a

dose of about 375 mg/m^2, the gemcitabine is administered at a dose of about 1000 mg/m^2, and the oxaliplatin is administered at a dose of about 100 mg/m^2; and wherein the immunoconjugate and the rituximab are administered intravenously on Day 1 of each 21-day cycle, and wherein the gemcitabine and the oxaliplatin are administered intravenously on Day 2 of each 21-day cycle.

[0183] In another example, provided herein is rituximab for use in a method of treating diffuse large B-cell lymphoma (DLBCL) in combination with an immunoconjugate, gemcitabine, and oxaliplatin according to any of the preceding examples, wherein the immunoconjugate comprises the formula

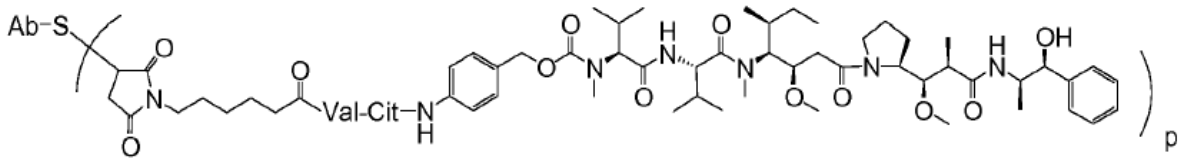

,

wherein Ab is an anti-CD79b antibody comprising (i) an HVR-H1 comprising the amino acid sequence of SEQ ID NO: 21; (ii) an HVR-H2 comprising the amino acid sequence of SEQ ID NO: 22; (iii) an HVR-H3 comprising the amino acid sequence of SEQ ID NO: 23; (iv) an HVR-L1 comprising the amino acid sequence of SEQ ID NO: 24; (v) an HVR-L2 comprising the amino acid sequence of SEQ ID NO: 25; and (vi) an HVR-L3 comprising the amino acid sequence of SEQ ID NO:26, and wherein p is between 1 and 8, wherein, among a plurality of humans treated, after administration of the immunoconjugate, the rituximab, the gemcitabine, and the oxaliplatin, 33% or fewer of the humans in the plurality experience peripheral neuropathy of Grade 3 or greater that does not resolve to Grade 1 or lower within 14 days; and wherein the immunoconjugate, the rituximab, the gemcitabine, and the oxaliplatin are administered for at least one 21-day cycle, wherein during each cycle the immunoconjugate is administered at a dose of about 1.8 mg/kg, the rituximab is administered at a dose of about 375 mg/m^2, the gemcitabine is administered at a dose of about 1000 mg/m^2, and the oxaliplatin is administered at a dose of about 100 mg/m^2; and wherein the immunoconjugate and the rituximab are administered intravenously on Day 1 of each 21-day cycle, and wherein the gemcitabine and the oxaliplatin are administered intravenously on Day 2 of each 21-day cycle.

[0184] In another example, provided herein is rituximab for use in a method of treating diffuse large B-cell lymphoma (DLBCL) in combination with an immunoconjugate, gemcitabine, and oxaliplatin according to any of the preceding examples, wherein the immunoconjugate comprises the formula

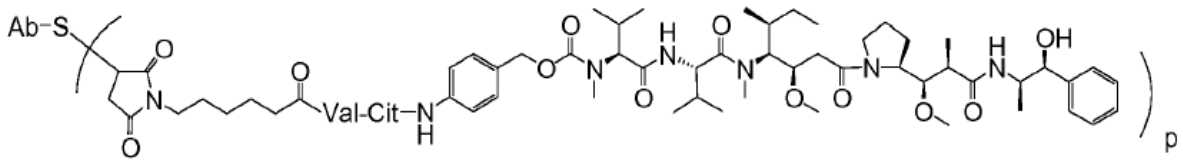

,

wherein Ab is an anti-CD79b antibody comprising (i) an HVR-H1 comprising the amino acid sequence of SEQ ID NO: 21; (ii) an HVR-H2 comprising the amino acid sequence of SEQ ID NO: 22; (iii) an HVR-H3 comprising the amino acid sequence of SEQ ID NO: 23; (iv) an HVR-L1 comprising the amino acid sequence of SEQ ID NO: 24; (v) an HVR-L2 comprising the amino acid sequence of SEQ ID NO: 25; and (vi) an HVR-L3 comprising the amino acid sequence of SEQ ID NO:26, and wherein p is between 1 and 8, wherein administration of the immunoconjugate, the rituximab, the gemcitabine, and the oxaliplatin to a plurality of humans results in 33% or fewer of the humans in the plurality experiencing peripheral neuropathy of Grade 3 or greater that does not resolve to Grade 1 or lower within 14 days; and wherein the immunoconjugate, the rituximab, the gemcitabine, and the oxaliplatin are administered for at least one 21-day cycle, wherein during each cycle the immunoconjugate is administered at a dose of about 1.8 mg/kg, the rituximab is administered at a dose of about 375 mg/m^2, the gemcitabine is administered at a dose of about 1000 mg/m^2, and the oxaliplatin is administered at a dose of about 100 mg/m^2; and wherein the immunoconjugate and the rituximab are administered intravenously on Day 1 of each 21-day cycle, and wherein the gemcitabine and the oxaliplatin are administered intravenously on Day 2 of each 21-day cycle.

[0185] In another example, provided herein is gemcitabine for use in a method of treating diffuse large B-cell lymphoma (DLBCL) in combination with an immunoconjugate, rituximab, and oxaliplatin according to any of the preceding examples, wherein the immunoconjugate comprises the formula

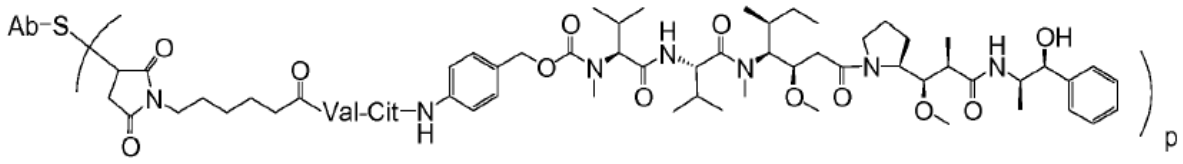

,

wherein Ab is an anti-CD79b antibody comprising (i) an HVR-H1 comprising the amino acid sequence of SEQ ID NO: 21; (ii) an HVR-H2 comprising the amino acid sequence of SEQ ID NO: 22; (iii) an HVR-H3 comprising the amino acid sequence of SEQ ID NO: 23; (iv) an HVR-

L1 comprising the amino acid sequence of SEQ ID NO: 24; (v) an HVR-L2 comprising the amino acid sequence of SEQ ID NO: 25; and (vi) an HVR-L3 comprising the amino acid sequence of SEQ ID NO:26, and wherein p is between 1 and 8, wherein after administration of the immunoconjugate, the rituximab, the gemcitabine, and the oxaliplatin, the human does not experience peripheral neuropathy of Grade 3 or greater that does not resolve to Grade 1 or lower within 14 days; and wherein the immunoconjugate, the rituximab, the gemcitabine, and the oxaliplatin are administered for at least one 21-day cycle, wherein during each cycle the immunoconjugate is administered at a dose of about 1.8 mg/kg, the rituximab is administered at a dose of about 375 mg/m^2, the gemcitabine is administered at a dose of about 1000 mg/m^2, and the oxaliplatin is administered at a dose of about 100 mg/m^2; and wherein the immunoconjugate and the rituximab are administered intravenously on Day 1 of each 21-day cycle, and wherein the gemcitabine and the oxaliplatin are administered intravenously on Day 2 of each 21-day cycle.

[0186] In another example, provided herein is gemcitabine for use in a method of treating diffuse large B-cell lymphoma (DLBCL) in combination with an immunoconjugate, rituximab, and oxaliplatin according to any of the preceding examples, wherein the immunoconjugate comprises the formula

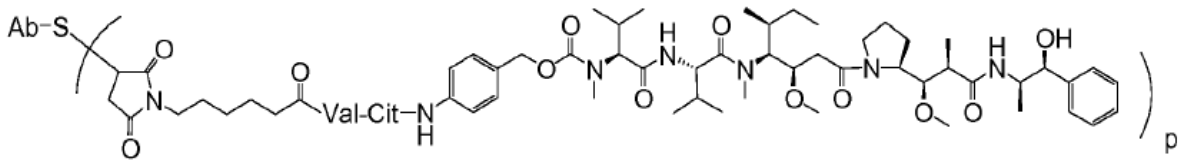

,

wherein Ab is an anti-CD79b antibody comprising (i) an HVR-H1 comprising the amino acid sequence of SEQ ID NO: 21; (ii) an HVR-H2 comprising the amino acid sequence of SEQ ID NO: 22; (iii) an HVR-H3 comprising the amino acid sequence of SEQ ID NO: 23; (iv) an HVR-L1 comprising the amino acid sequence of SEQ ID NO: 24; (v) an HVR-L2 comprising the amino acid sequence of SEQ ID NO: 25; and (vi) an HVR-L3 comprising the amino acid sequence of SEQ ID NO:26, and wherein p is between 1 and 8, wherein administration of the immunoconjugate, the rituximab, the gemcitabine, and the oxaliplatin does not result in peripheral neuropathy of Grade 3 or greater in the human that does not resolve to Grade 1 or lower within 14 days; and wherein the immunoconjugate, the rituximab, the gemcitabine, and the oxaliplatin are administered for at least one 21-day cycle, wherein during each cycle the immunoconjugate is administered at a dose of about 1.8 mg/kg, the rituximab is administered at a dose of about 375 mg/m^2, the gemcitabine is administered at a dose of about 1000 mg/m^2, and the

oxaliplatin is administered at a dose of about 100 mg/m^2; and wherein the immunoconjugate and the rituximab are administered intravenously on Day 1 of each 21-day cycle, and wherein the gemcitabine and the oxaliplatin are administered intravenously on Day 2 of each 21-day cycle.

[0187] In another example, provided herein is gemcitabine for use in a method of treating diffuse large B-cell lymphoma (DLBCL) in combination with an immunoconjugate, rituximab, and oxaliplatin according to any of the preceding examples, wherein the immunoconjugate comprises the formula

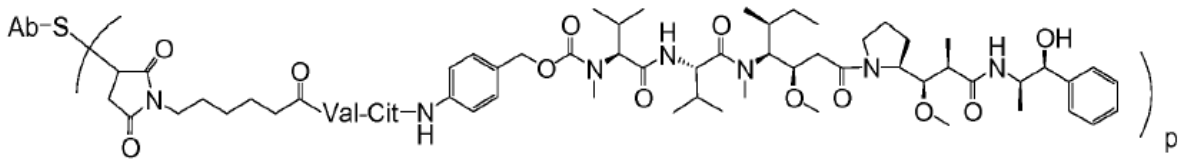

,

wherein Ab is an anti-CD79b antibody comprising (i) an HVR-H1 comprising the amino acid sequence of SEQ ID NO: 21; (ii) an HVR-H2 comprising the amino acid sequence of SEQ ID NO: 22; (iii) an HVR-H3 comprising the amino acid sequence of SEQ ID NO: 23; (iv) an HVR-L1 comprising the amino acid sequence of SEQ ID NO: 24; (v) an HVR-L2 comprising the amino acid sequence of SEQ ID NO: 25; and (vi) an HVR-L3 comprising the amino acid sequence of SEQ ID NO:26, and wherein p is between 1 and 8, wherein, among a plurality of humans treated, after administration of the immunoconjugate, the rituximab, the gemcitabine, and the oxaliplatin, 33% or fewer of the humans in the plurality experience peripheral neuropathy of Grade 3 or greater that does not resolve to Grade 1 or lower within 14 days; and wherein the immunoconjugate, the rituximab, the gemcitabine, and the oxaliplatin are administered for at least one 21-day cycle, wherein during each cycle the immunoconjugate is administered at a dose of about 1.8 mg/kg, the rituximab is administered at a dose of about 375 mg/m^2, the gemcitabine is administered at a dose of about 1000 mg/m^2, and the oxaliplatin is administered at a dose of about 100 mg/m^2; and wherein the immunoconjugate and the rituximab are administered intravenously on Day 1 of each 21-day cycle, and wherein the gemcitabine and the oxaliplatin are administered intravenously on Day 2 of each 21-day cycle.

[0188] In another example, provided herein is gemcitabine for use in a method of treating diffuse large B-cell lymphoma (DLBCL) in combination with an immunoconjugate, rituximab, and oxaliplatin according to any of the preceding examples, wherein the immunoconjugate comprises the formula

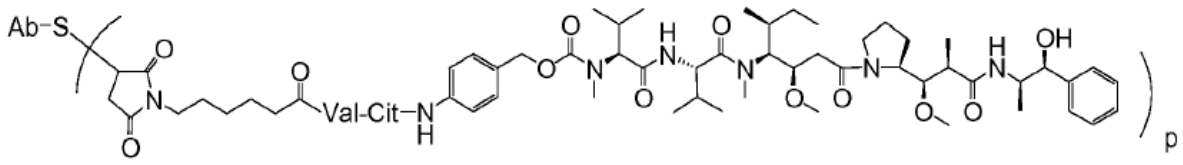

,

wherein Ab is an anti-CD79b antibody comprising (i) an HVR-H1 comprising the amino acid sequence of SEQ ID NO: 21; (ii) an HVR-H2 comprising the amino acid sequence of SEQ ID NO: 22; (iii) an HVR-H3 comprising the amino acid sequence of SEQ ID NO: 23; (iv) an HVR-L1 comprising the amino acid sequence of SEQ ID NO: 24; (v) an HVR-L2 comprising the amino acid sequence of SEQ ID NO: 25; and (vi) an HVR-L3 comprising the amino acid sequence of SEQ ID NO:26, and wherein p is between 1 and 8, wherein administration of the immunoconjugate, the rituximab, the gemcitabine, and the oxaliplatin to a plurality of humans results in 33% or fewer of the humans in the plurality experiencing peripheral neuropathy of Grade 3 or greater that does not resolve to Grade 1 or lower within 14 days; and wherein the immunoconjugate, the rituximab, the gemcitabine, and the oxaliplatin are administered for at least one 21-day cycle, wherein during each cycle the immunoconjugate is administered at a dose of about 1.8 mg/kg, the rituximab is administered at a dose of about 375 mg/m^2, the gemcitabine is administered at a dose of about 1000 mg/m^2, and the oxaliplatin is administered at a dose of about 100 mg/m^2; and wherein the immunoconjugate and the rituximab are administered intravenously on Day 1 of each 21-day cycle, and wherein the gemcitabine and the oxaliplatin are administered intravenously on Day 2 of each 21-day cycle.

[0189] In another example, provided herein is oxaliplatin for use in a method of treating diffuse large B-cell lymphoma (DLBCL) in combination with an immunoconjugate, gemcitabine, and rituximab according to any of the preceding examples, wherein the immunoconjugate comprises the formula

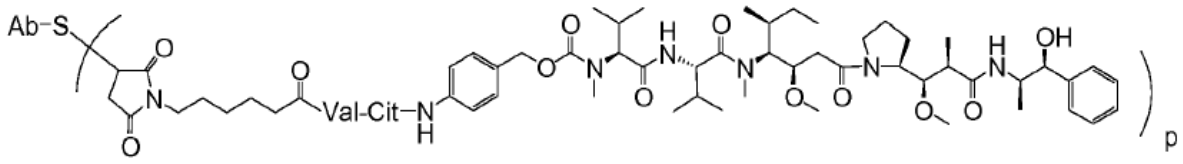

,

wherein Ab is an anti-CD79b antibody comprising (i) an HVR-H1 comprising the amino acid sequence of SEQ ID NO: 21; (ii) an HVR-H2 comprising the amino acid sequence of SEQ ID NO: 22; (iii) an HVR-H3 comprising the amino acid sequence of SEQ ID NO: 23; (iv) an HVR-

L1 comprising the amino acid sequence of SEQ ID NO: 24; (v) an HVR-L2 comprising the amino acid sequence of SEQ ID NO: 25; and (vi) an HVR-L3 comprising the amino acid sequence of SEQ ID NO:26, and wherein p is between 1 and 8, wherein, after administration of the immunoconjugate, the rituximab, the gemcitabine, and the oxaliplatin, the human does not experience peripheral neuropathy of Grade 3 or greater that does not resolve to Grade 1 or lower within 14 days; and wherein the immunoconjugate, the rituximab, the gemcitabine, and the oxaliplatin are administered for at least one 21-day cycle, wherein during each cycle the immunoconjugate is administered at a dose of about 1.8 mg/kg, the rituximab is administered at a dose of about 375 mg/m^2, the gemcitabine is administered at a dose of about 1000 mg/m^2, and the oxaliplatin is administered at a dose of about 100 mg/m^2; and wherein the immunoconjugate and the rituximab are administered intravenously on Day 1 of each 21-day cycle, and wherein the gemcitabine and the oxaliplatin are administered intravenously on Day 2 of each 21-day cycle.

[0190] In another example, provided herein is oxaliplatin for use in a method of treating diffuse large B-cell lymphoma (DLBCL) in combination with an immunoconjugate, gemcitabine, and rituximab according to any of the preceding examples, wherein the immunoconjugate comprises the formula

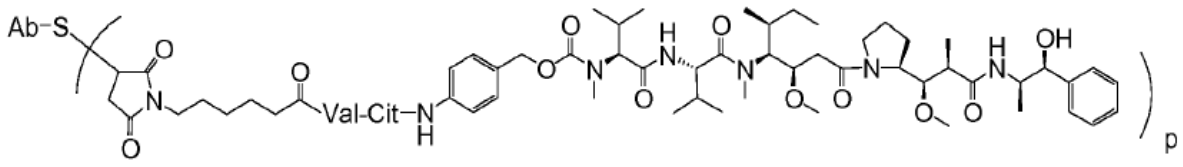

,

wherein Ab is an anti-CD79b antibody comprising (i) an HVR-H1 comprising the amino acid sequence of SEQ ID NO: 21; (ii) an HVR-H2 comprising the amino acid sequence of SEQ ID NO: 22; (iii) an HVR-H3 comprising the amino acid sequence of SEQ ID NO: 23; (iv) an HVR-L1 comprising the amino acid sequence of SEQ ID NO: 24; (v) an HVR-L2 comprising the amino acid sequence of SEQ ID NO: 25; and (vi) an HVR-L3 comprising the amino acid sequence of SEQ ID NO:26, and wherein p is between 1 and 8, wherein administration of the immunoconjugate, the rituximab, the gemcitabine, and the oxaliplatin does not result in peripheral neuropathy of Grade 3 or greater in the human that does not resolve to Grade 1 or lower within 14 days; and wherein the immunoconjugate, the rituximab, the gemcitabine, and the oxaliplatin are administered for at least one 21-day cycle, wherein during each cycle the immunoconjugate is administered at a dose of about 1.8 mg/kg, the rituximab is administered at a dose of about 375 mg/m^2, the gemcitabine is administered at a dose of about 1000 mg/m^2, and the

oxaliplatin is administered at a dose of about 100 mg/m^2; and wherein the immunoconjugate and the rituximab are administered intravenously on Day 1 of each 21-day cycle, and wherein the gemcitabine and the oxaliplatin are administered intravenously on Day 2 of each 21-day cycle.

[0191] In another example, provided herein is oxaliplatin for use in a method of treating diffuse large B-cell lymphoma (DLBCL) in combination with an immunoconjugate, gemcitabine, and rituximab according to any of the preceding examples, wherein the immunoconjugate comprises the formula

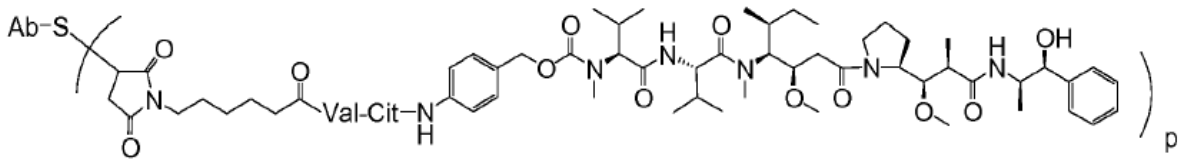

,

wherein Ab is an anti-CD79b antibody comprising (i) an HVR-H1 comprising the amino acid sequence of SEQ ID NO: 21; (ii) an HVR-H2 comprising the amino acid sequence of SEQ ID NO: 22; (iii) an HVR-H3 comprising the amino acid sequence of SEQ ID NO: 23; (iv) an HVR-L1 comprising the amino acid sequence of SEQ ID NO: 24; (v) an HVR-L2 comprising the amino acid sequence of SEQ ID NO: 25; and (vi) an HVR-L3 comprising the amino acid sequence of SEQ ID NO:26, and wherein p is between 1 and 8, wherein, among a plurality of humans treated, after administration of the immunoconjugate, the rituximab, the gemcitabine, and the oxaliplatin, 33% or fewer of the humans in the plurality experience peripheral neuropathy of Grade 3 or greater that does not resolve to Grade 1 or lower within 14 days; and wherein the immunoconjugate, the rituximab, the gemcitabine, and the oxaliplatin are administered for at least one 21-day cycle, wherein during each cycle the immunoconjugate is administered at a dose of about 1.8 mg/kg, the rituximab is administered at a dose of about 375 mg/m^2, the gemcitabine is administered at a dose of about 1000 mg/m^2, and the oxaliplatin is administered at a dose of about 100 mg/m^2; and wherein the immunoconjugate and the rituximab are administered intravenously on Day 1 of each 21-day cycle, and wherein the gemcitabine and the oxaliplatin are administered intravenously on Day 2 of each 21-day cycle.

[0192] In another example, provided herein is oxaliplatin for use in a method of treating diffuse large B-cell lymphoma (DLBCL) in combination with an immunoconjugate, gemcitabine, and rituximab according to any of the preceding examples, wherein the immunoconjugate comprises the formula

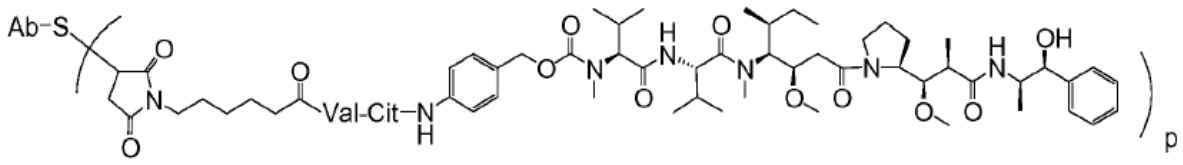

,

[0193] wherein Ab is an anti-CD79b antibody comprising (i) an HVR-H1 comprising the amino acid sequence of SEQ ID NO: 21; (ii) an HVR-H2 comprising the amino acid sequence of SEQ ID NO: 22; (iii) an HVR-H3 comprising the amino acid sequence of SEQ ID NO: 23; (iv) an HVR-L1 comprising the amino acid sequence of SEQ ID NO: 24; (v) an HVR-L2 comprising the amino acid sequence of SEQ ID NO: 25; and (vi) an HVR-L3 comprising the amino acid sequence of SEQ ID NO:26, and wherein p is between 1 and 8, wherein administration of the immunoconjugate, the rituximab, the gemcitabine, and the oxaliplatin to a plurality of humans results in 33% or fewer of the humans in the plurality experiencing peripheral neuropathy of Grade 3 or greater that does not resolve to Grade 1 or lower within 14 days; and wherein the immunoconjugate, the rituximab, the gemcitabine, and the oxaliplatin are administered for at least one 21-day cycle, wherein during each cycle the immunoconjugate is administered at a dose of about 1.8 mg/kg, the rituximab is administered at a dose of about 375 mg/m^2, the gemcitabine is administered at a dose of about 1000 mg/m^2, and the oxaliplatin is administered at a dose of about 100 mg/m^2; and wherein the immunoconjugate and the rituximab are administered intravenously on Day 1 of each 21-day cycle, and wherein the gemcitabine and the oxaliplatin are administered intravenously on Day 2 of each 21-day cycle.

[0194] In another example, provided herein is an immunoconjugate comprising the formula

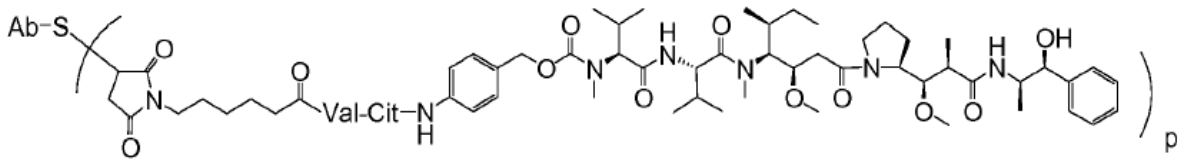

,

wherein Ab is an anti-CD79b antibody comprising (i) an HVR-H1 comprising the amino acid sequence of SEQ ID NO: 21; (ii) an HVR-H2 comprising the amino acid sequence of SEQ ID NO: 22; (iii) an HVR-H3 comprising the amino acid sequence of SEQ ID NO: 23; (iv) an HVR-L1 comprising the amino acid sequence of SEQ ID NO: 24; (v) an HVR-L2 comprising the amino acid sequence of SEQ ID NO: 25; and (vi) an HVR-L3 comprising the amino acid sequence of SEQ ID NO:26, and wherein p is between 1 and 8 for use in a method of treating diffuse large B-cell lymphoma (DLBCL) in combination with obinutuzumab, gemcitabine, and

oxaliplatin according to any of the preceding examples, wherein the immunoconjugate, the obinutuzumab, the gemcitabine, and the oxaliplatin are administered for at least one 21-day cycle, wherein during each cycle the immunoconjugate is administered at a dose of about 1.8 mg/kg, the obinutuzumab is administered at a dose of about 1000 mg, the gemcitabine is administered at a dose of about 1000 mg/m^2, and the oxaliplatin is administered at a dose of about 100 mg/m^2.

[0195] In another example, provided herein is obinutuzumab for use in a method of treating diffuse large B-cell lymphoma (DLBCL) in combination with an immunoconjugate, gemcitabine, and oxaliplatin according to any of the preceding examples, wherein the immunoconjugate comprises the formula

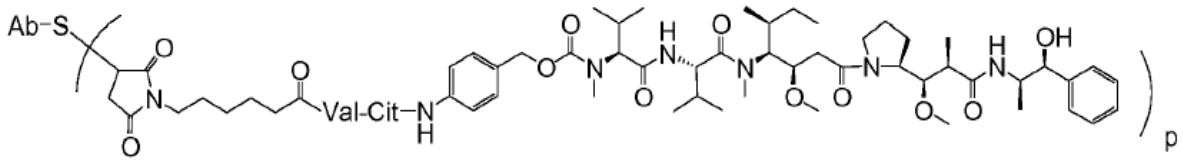

,

wherein Ab is an anti-CD79b antibody comprising (i) an HVR-H1 comprising the amino acid sequence of SEQ ID NO: 21; (ii) an HVR-H2 comprising the amino acid sequence of SEQ ID NO: 22; (iii) an HVR-H3 comprising the amino acid sequence of SEQ ID NO: 23; (iv) an HVR-L1 comprising the amino acid sequence of SEQ ID NO: 24; (v) an HVR-L2 comprising the amino acid sequence of SEQ ID NO: 25; and (vi) an HVR-L3 comprising the amino acid sequence of SEQ ID NO:26, and wherein p is between 1 and 8, wherein the immunoconjugate, the obinutuzumab, the gemcitabine, and the oxaliplatin are administered for at least one 21-day cycle, wherein during each cycle the immunoconjugate is administered at a dose of about 1.8 mg/kg, the obinutuzumab is administered at a dose of about 1000 mg, the gemcitabine is administered at a dose of about 1000 mg/m^2, and the oxaliplatin is administered at a dose of about 100 mg/m^2.

[0196] In another example, provided herein is gemcitabine for use in a method of treating diffuse large B-cell lymphoma (DLBCL) in combination with an immunoconjugate, obinutuzumab, and oxaliplatin according to any of the preceding examples, wherein the immunoconjugate comprises the formula

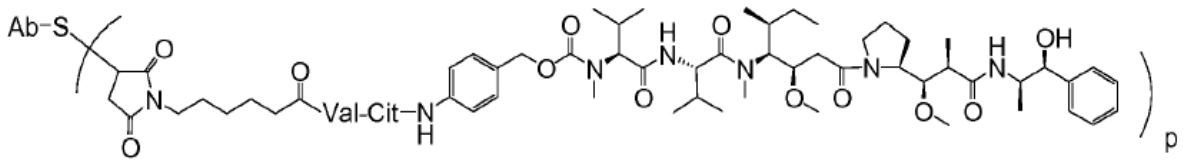

,

wherein Ab is an anti-CD79b antibody comprising (i) an HVR-H1 comprising the amino acid sequence of SEQ ID NO: 21; (ii) an HVR-H2 comprising the amino acid sequence of SEQ ID NO: 22; (iii) an HVR-H3 comprising the amino acid sequence of SEQ ID NO: 23; (iv) an HVR-L1 comprising the amino acid sequence of SEQ ID NO: 24; (v) an HVR-L2 comprising the amino acid sequence of SEQ ID NO: 25; and (vi) an HVR-L3 comprising the amino acid sequence of SEQ ID NO:26, and wherein p is between 1 and 8, wherein the immunoconjugate, the obinutuzumab, the gemcitabine, and the oxaliplatin are administered for at least one 21-day cycle, wherein during each cycle the immunoconjugate is administered at a dose of about 1.8 mg/kg, the obinutuzumab is administered at a dose of about 1000 mg, the gemcitabine is administered at a dose of about 1000 mg/m^2, and the oxaliplatin is administered at a dose of about 100 mg/m^2.

[0197] In another example, provided herein is oxaliplatin for use in a method of treating diffuse large B-cell lymphoma (DLBCL) in combination with an immunoconjugate, gemcitabine, and obinutuzumab according to any of the preceding examples, wherein the immunoconjugate comprises the formula

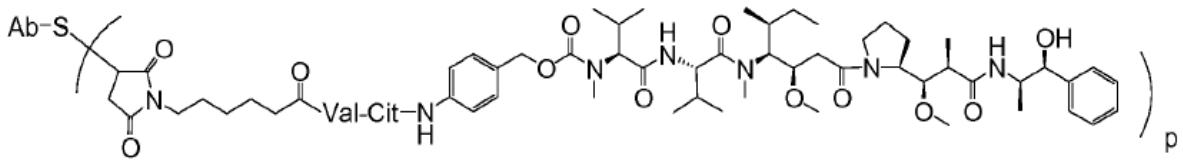

,

wherein Ab is an anti-CD79b antibody comprising (i) an HVR-H1 comprising the amino acid sequence of SEQ ID NO: 21; (ii) an HVR-H2 comprising the amino acid sequence of SEQ ID NO: 22; (iii) an HVR-H3 comprising the amino acid sequence of SEQ ID NO: 23; (iv) an HVR-L1 comprising the amino acid sequence of SEQ ID NO: 24; (v) an HVR-L2 comprising the amino acid sequence of SEQ ID NO: 25; and (vi) an HVR-L3 comprising the amino acid sequence of SEQ ID NO:26, and wherein p is between 1 and 8, wherein the immunoconjugate, the obinutuzumab, the gemcitabine, and the oxaliplatin are administered for at least one 21-day cycle, wherein during each cycle the immunoconjugate is administered at a dose of about 1.8

mg/kg, the obinutuzumab is administered at a dose of about 1000 mg, the gemcitabine is administered at a dose of about 1000 mg/m^2, and the oxaliplatin is administered at a dose of about 100 mg/m^2.

[0198] In another example, provided herein is an immunoconjugate comprising the formula

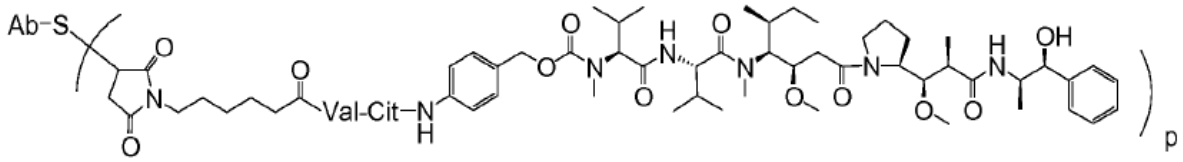

,

wherein Ab is an anti-CD79b antibody comprising (i) an HVR-H1 comprising the amino acid sequence of SEQ ID NO: 21; (ii) an HVR-H2 comprising the amino acid sequence of SEQ ID NO: 22; (iii) an HVR-H3 comprising the amino acid sequence of SEQ ID NO: 23; (iv) an HVR-L1 comprising the amino acid sequence of SEQ ID NO: 24; (v) an HVR-L2 comprising the amino acid sequence of SEQ ID NO: 25; and (vi) an HVR-L3 comprising the amino acid sequence of SEQ ID NO:26, and wherein p is between 1 and 8 for use in a method of treating diffuse large B-cell lymphoma (DLBCL) in combination with obinutuzumab, gemcitabine, and oxaliplatin according to any of the preceding examples, wherein after administration of the immunoconjugate, the obinutuzumab, the gemcitabine, and the oxaliplatin, the human does not experience peripheral neuropathy of Grade 3 or greater that does not resolve to Grade 1 or lower within 14 days; and wherein the immunoconjugate, the obinutuzumab, the gemcitabine, and the oxaliplatin are administered for at least one 21-day cycle, wherein during each cycle the immunoconjugate is administered at a dose of about 1.8 mg/kg, the obinutuzumab is administered at a dose of about 1000 mg, the gemcitabine is administered at a dose of about 1000 mg/m^2, and the oxaliplatin is administered at a dose of about 100 mg/m^2.

[0199] In another example, provided herein is an immunoconjugate comprising the formula

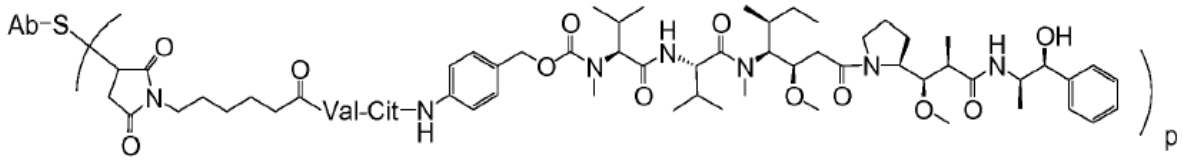

,

wherein Ab is an anti-CD79b antibody comprising (i) an HVR-H1 comprising the amino acid sequence of SEQ ID NO: 21; (ii) an HVR-H2 comprising the amino acid sequence of SEQ ID NO: 22; (iii) an HVR-H3 comprising the amino acid sequence of SEQ ID NO: 23; (iv) an HVR-

L1 comprising the amino acid sequence of SEQ ID NO: 24; (v) an HVR-L2 comprising the amino acid sequence of SEQ ID NO: 25; and (vi) an HVR-L3 comprising the amino acid sequence of SEQ ID NO:26, and wherein p is between 1 and 8 for use in a method of treating diffuse large B-cell lymphoma (DLBCL) in combination with obinutuzumab, gemcitabine, and oxaliplatin according to any of the preceding examples, wherein administration of the immunoconjugate, the obinutuzumab, the gemcitabine, and the oxaliplatin does not result in peripheral neuropathy of Grade 3 or greater in the human that does not resolve to Grade 1 or lower within 14 days; and wherein the immunoconjugate, the obinutuzumab, the gemcitabine, and the oxaliplatin are administered for at least one 21-day cycle, wherein during each cycle the immunoconjugate is administered at a dose of about 1.8 mg/kg, the obinutuzumab is administered at a dose of about 1000 mg, the gemcitabine is administered at a dose of about 1000 mg/m^2, and the oxaliplatin is administered at a dose of about 100 mg/m^2.

[0200] In another example, provided herein is an immunoconjugate comprising the formula

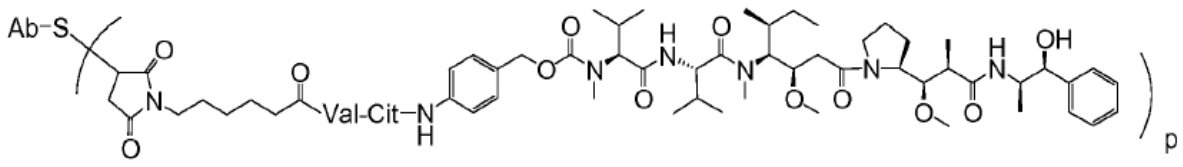

,

wherein Ab is an anti-CD79b antibody comprising (i) an HVR-H1 comprising the amino acid sequence of SEQ ID NO: 21; (ii) an HVR-H2 comprising the amino acid sequence of SEQ ID NO: 22; (iii) an HVR-H3 comprising the amino acid sequence of SEQ ID NO: 23; (iv) an HVR-L1 comprising the amino acid sequence of SEQ ID NO: 24; (v) an HVR-L2 comprising the amino acid sequence of SEQ ID NO: 25; and (vi) an HVR-L3 comprising the amino acid sequence of SEQ ID NO:26, and wherein p is between 1 and 8 for use in a method of treating diffuse large B-cell lymphoma (DLBCL) in combination with obinutuzumab, gemcitabine, and oxaliplatin according to any of the preceding examples, wherein, among a plurality of humans treated, after administration of the immunoconjugate, the obinutuzumab, the gemcitabine, and the oxaliplatin, 33% or fewer of the humans in the plurality experience peripheral neuropathy of Grade 3 or greater that does not resolve to Grade 1 or lower within 14 days; and wherein the immunoconjugate, the obinutuzumab, the gemcitabine, and the oxaliplatin are administered for at least one 21-day cycle, wherein during each cycle the immunoconjugate is administered at a dose of about 1.8 mg/kg, the obinutuzumab is

administered at a dose of about 1000 mg, the gemcitabine is administered at a dose of about 1000 mg/m^2, and the oxaliplatin is administered at a dose of about 100 mg/m^2.

[0201] In another example, provided herein is an immunoconjugate comprising the formula

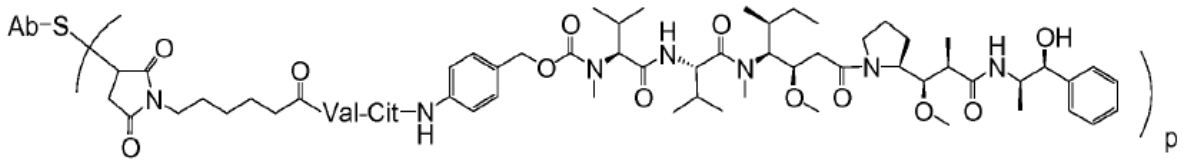

,

wherein Ab is an anti-CD79b antibody comprising (i) an HVR-H1 comprising the amino acid sequence of SEQ ID NO: 21; (ii) an HVR-H2 comprising the amino acid sequence of SEQ ID NO: 22; (iii) an HVR-H3 comprising the amino acid sequence of SEQ ID NO: 23; (iv) an HVR-L1 comprising the amino acid sequence of SEQ ID NO: 24; (v) an HVR-L2 comprising the amino acid sequence of SEQ ID NO: 25; and (vi) an HVR-L3 comprising the amino acid sequence of SEQ ID NO:26, and wherein p is between 1 and 8 for use in a method of treating diffuse large B-cell lymphoma (DLBCL) in combination with obinutuzumab, gemcitabine, and oxaliplatin according to any of the preceding examples, wherein administration of the immunoconjugate, the obinutuzumab, the gemcitabine, and the oxaliplatin to a plurality of humans results in 33% or fewer of the humans in the plurality experiencing peripheral neuropathy of Grade 3 or greater that does not resolve to Grade 1 or lower within 14 days; and wherein the immunoconjugate, the obinutuzumab, the gemcitabine, and the oxaliplatin are administered for at least one 21-day cycle, wherein during each cycle the immunoconjugate is administered at a dose of about 1.8 mg/kg, the obinutuzumab is administered at a dose of about 1000 mg, the gemcitabine is administered at a dose of about 1000 mg/m^2, and the oxaliplatin is administered at a dose of about 100 mg/m^2.

[0202] In another example, provided herein is obinutuzumab for use in a method of treating diffuse large B-cell lymphoma (DLBCL) in combination with an immunoconjugate, gemcitabine, and oxaliplatin according to any of the preceding examples, wherein the immunoconjugate comprises the formula

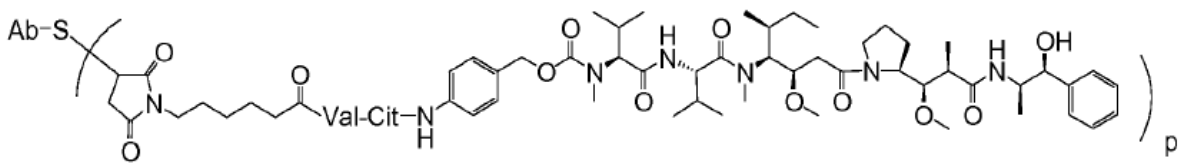

,

wherein Ab is an anti-CD79b antibody comprising (i) an HVR-H1 comprising the amino acid sequence of SEQ ID NO: 21; (ii) an HVR-H2 comprising the amino acid sequence of SEQ ID NO: 22; (iii) an HVR-H3 comprising the amino acid sequence of SEQ ID NO: 23; (iv) an HVR-L1 comprising the amino acid sequence of SEQ ID NO: 24; (v) an HVR-L2 comprising the amino acid sequence of SEQ ID NO: 25; and (vi) an HVR-L3 comprising the amino acid sequence of SEQ ID NO:26, and wherein p is between 1 and 8, wherein after administration of the immunoconjugate, the obinutuzumab, the gemcitabine, and the oxaliplatin, the human does not experience peripheral neuropathy of Grade 3 or greater that does not resolve to Grade 1 or lower within 14 days; and wherein the immunoconjugate, the obinutuzumab, the gemcitabine, and the oxaliplatin are administered for at least one 21-day cycle, wherein during each cycle the immunoconjugate is administered at a dose of about 1.8 mg/kg, the obinutuzumab is administered at a dose of about 1000 mg, the gemcitabine is administered at a dose of about 1000 mg/m^2, and the oxaliplatin is administered at a dose of about 100 mg/m^2.

[0203] In another example, provided herein is obinutuzumab for use in a method of treating diffuse large B-cell lymphoma (DLBCL) in combination with an immunoconjugate, gemcitabine, and oxaliplatin according to any of the preceding examples, wherein the immunoconjugate comprises the formula

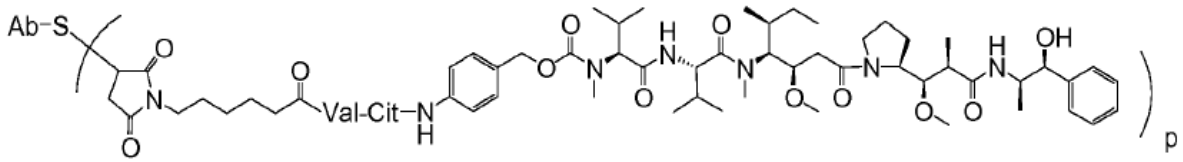

,

wherein Ab is an anti-CD79b antibody comprising (i) an HVR-H1 comprising the amino acid sequence of SEQ ID NO: 21; (ii) an HVR-H2 comprising the amino acid sequence of SEQ ID NO: 22; (iii) an HVR-H3 comprising the amino acid sequence of SEQ ID NO: 23; (iv) an HVR-L1 comprising the amino acid sequence of SEQ ID NO: 24; (v) an HVR-L2 comprising the amino acid sequence of SEQ ID NO: 25; and (vi) an HVR-L3 comprising the amino acid sequence of SEQ ID NO:26, and wherein p is between 1 and 8, wherein administration of the immunoconjugate, the obinutuzumab, the gemcitabine, and the oxaliplatin does not result in peripheral neuropathy of Grade 3 or greater in the human that does not resolve to Grade 1 or lower within 14 days; and wherein the immunoconjugate, the obinutuzumab, the gemcitabine, and the oxaliplatin are administered for at least one 21-day cycle, wherein during each cycle the immunoconjugate is administered at a dose of about 1.8 mg/kg, the obinutuzumab is administered

at a dose of about 1000 mg, the gemcitabine is administered at a dose of about 1000 mg/m^2, and the oxaliplatin is administered at a dose of about 100 mg/m^2.

[0204] In another example, provided herein is obinutuzumab for use in a method of treating diffuse large B-cell lymphoma (DLBCL) in combination with an immunoconjugate, gemcitabine, and oxaliplatin according to any of the preceding examples, wherein the immunoconjugate comprises the formula

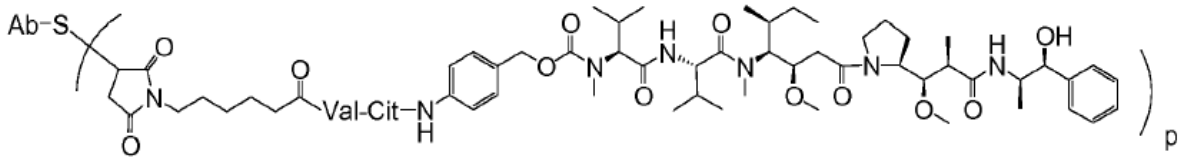

,

wherein Ab is an anti-CD79b antibody comprising (i) an HVR-H1 comprising the amino acid sequence of SEQ ID NO: 21; (ii) an HVR-H2 comprising the amino acid sequence of SEQ ID NO: 22; (iii) an HVR-H3 comprising the amino acid sequence of SEQ ID NO: 23; (iv) an HVR-L1 comprising the amino acid sequence of SEQ ID NO: 24; (v) an HVR-L2 comprising the amino acid sequence of SEQ ID NO: 25; and (vi) an HVR-L3 comprising the amino acid sequence of SEQ ID NO:26, and wherein p is between 1 and 8, wherein, among a plurality of humans treated, after administration of the immunoconjugate, the obinutuzumab, the gemcitabine, and the oxaliplatin, 33% or fewer of the humans in the plurality experience peripheral neuropathy of Grade 3 or greater that does not resolve to Grade 1 or lower within 14 days; and wherein the immunoconjugate, the obinutuzumab, the gemcitabine, and the oxaliplatin are administered for at least one 21-day cycle, wherein during each cycle the immunoconjugate is administered at a dose of about 1.8 mg/kg, the obinutuzumab is administered at a dose of about 1000 mg, the gemcitabine is administered at a dose of about 1000 mg/m^2, and the oxaliplatin is administered at a dose of about 100 mg/m^2.

[0205] In another example, provided herein is obinutuzumab for use in a method of treating diffuse large B-cell lymphoma (DLBCL) in combination with an immunoconjugate, gemcitabine, and oxaliplatin according to any of the preceding examples, wherein the immunoconjugate comprises the formula

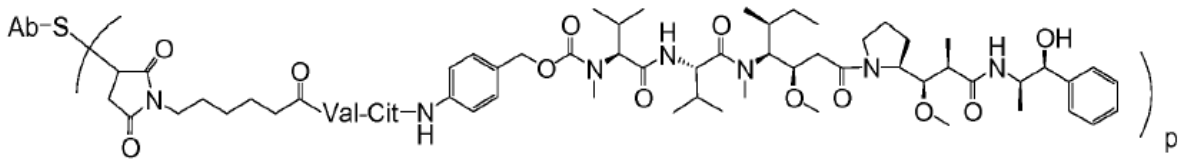

,

wherein Ab is an anti-CD79b antibody comprising (i) an HVR-H1 comprising the amino acid sequence of SEQ ID NO: 21; (ii) an HVR-H2 comprising the amino acid sequence of SEQ ID NO: 22; (iii) an HVR-H3 comprising the amino acid sequence of SEQ ID NO: 23; (iv) an HVR-L1 comprising the amino acid sequence of SEQ ID NO: 24; (v) an HVR-L2 comprising the amino acid sequence of SEQ ID NO: 25; and (vi) an HVR-L3 comprising the amino acid sequence of SEQ ID NO:26, and wherein p is between 1 and 8, wherein administration of the immunoconjugate, the obinutuzumab, the gemcitabine, and the oxaliplatin to a plurality of humans results in 33% or fewer of the humans in the plurality experiencing peripheral neuropathy of Grade 3 or greater that does not resolve to Grade 1 or lower within 14 days; and wherein the immunoconjugate, the obinutuzumab, the gemcitabine, and the oxaliplatin are administered for at least one 21-day cycle, wherein during each cycle the immunoconjugate is administered at a dose of about 1.8 mg/kg, the obinutuzumab is administered at a dose of about 1000 mg, the gemcitabine is administered at a dose of about 1000 mg/m^2, and the oxaliplatin is administered at a dose of about 100 mg/m^2.

[0206] In another example, provided herein is gemcitabine for use in a method of treating diffuse large B-cell lymphoma (DLBCL) in combination with an immunoconjugate, obinutuzumab, and oxaliplatin according to any of the preceding examples, wherein the immunoconjugate comprises the formula

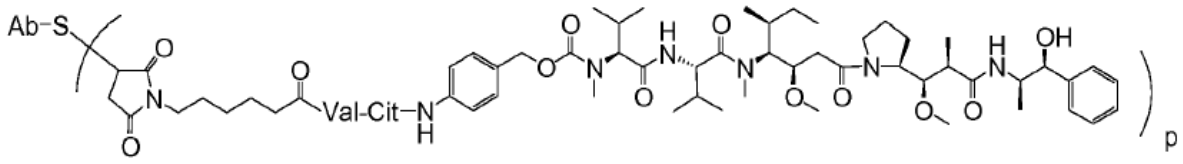

,

wherein Ab is an anti-CD79b antibody comprising (i) an HVR-H1 comprising the amino acid sequence of SEQ ID NO: 21; (ii) an HVR-H2 comprising the amino acid sequence of SEQ ID NO: 22; (iii) an HVR-H3 comprising the amino acid sequence of SEQ ID NO: 23; (iv) an HVR-L1 comprising the amino acid sequence of SEQ ID NO: 24; (v) an HVR-L2 comprising the amino acid sequence of SEQ ID NO: 25; and (vi) an HVR-L3 comprising the amino acid

sequence of SEQ ID NO:26, and wherein p is between 1 and 8, wherein after administration of the immunoconjugate, the obinutuzumab, the gemcitabine, and the oxaliplatin, the human does not experience peripheral neuropathy of Grade 3 or greater that does not resolve to Grade 1 or lower within 14 days; and wherein the immunoconjugate, the obinutuzumab, the gemcitabine, and the oxaliplatin are administered for at least one 21-day cycle, wherein during each cycle the immunoconjugate is administered at a dose of about 1.8 mg/kg, the obinutuzumab is administered at a dose of about 1000 mg, the gemcitabine is administered at a dose of about 1000 mg/m^2, and the oxaliplatin is administered at a dose of about 100 mg/m^2.

[0207] In another example, provided herein is gemcitabine for use in a method of treating diffuse large B-cell lymphoma (DLBCL) in combination with an immunoconjugate, obinutuzumab, and oxaliplatin according to any of the preceding examples, wherein the immunoconjugate comprises the formula

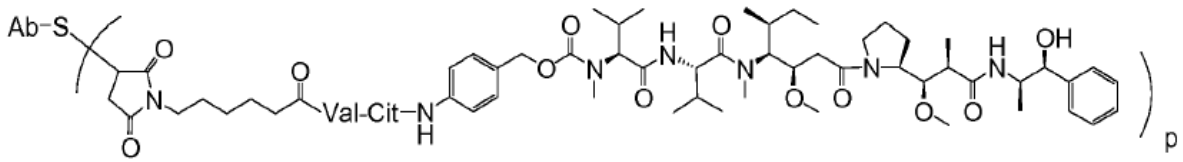

,

wherein Ab is an anti-CD79b antibody comprising (i) an HVR-H1 comprising the amino acid sequence of SEQ ID NO: 21; (ii) an HVR-H2 comprising the amino acid sequence of SEQ ID NO: 22; (iii) an HVR-H3 comprising the amino acid sequence of SEQ ID NO: 23; (iv) an HVR-L1 comprising the amino acid sequence of SEQ ID NO: 24; (v) an HVR-L2 comprising the amino acid sequence of SEQ ID NO: 25; and (vi) an HVR-L3 comprising the amino acid sequence of SEQ ID NO:26, and wherein p is between 1 and 8, wherein administration of the immunoconjugate, the obinutuzumab, the gemcitabine, and the oxaliplatin does not result in peripheral neuropathy of Grade 3 or greater in the human that does not resolve to Grade 1 or lower within 14 days; and wherein the immunoconjugate, the obinutuzumab, the gemcitabine, and the oxaliplatin are administered for at least one 21-day cycle, wherein during each cycle the immunoconjugate is administered at a dose of about 1.8 mg/kg, the obinutuzumab is administered at a dose of about 1000 mg, the gemcitabine is administered at a dose of about 1000 mg/m^2, and the oxaliplatin is administered at a dose of about 100 mg/m^2.

[0208] In another example, provided herein is gemcitabine for use in a method of treating diffuse large B-cell lymphoma (DLBCL) in combination with an immunoconjugate,

obinutuzumab, and oxaliplatin according to any of the preceding examples, wherein the immunoconjugate comprises the formula

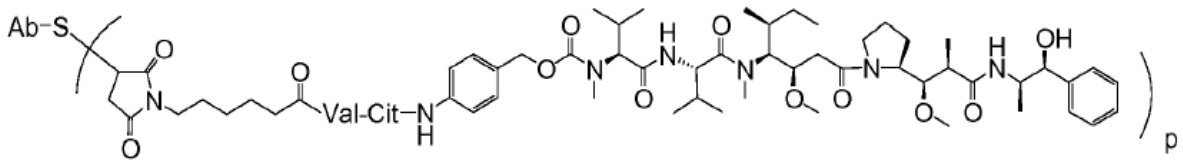

,

wherein Ab is an anti-CD79b antibody comprising (i) an HVR-H1 comprising the amino acid sequence of SEQ ID NO: 21; (ii) an HVR-H2 comprising the amino acid sequence of SEQ ID NO: 22; (iii) an HVR-H3 comprising the amino acid sequence of SEQ ID NO: 23; (iv) an HVR-L1 comprising the amino acid sequence of SEQ ID NO: 24; (v) an HVR-L2 comprising the amino acid sequence of SEQ ID NO: 25; and (vi) an HVR-L3 comprising the amino acid sequence of SEQ ID NO:26, and wherein p is between 1 and 8, wherein, among a plurality of humans treated, after administration of the immunoconjugate, the obinutuzumab, the gemcitabine, and the oxaliplatin, 33% or fewer of the humans in the plurality experience peripheral neuropathy of Grade 3 or greater that does not resolve to Grade 1 or lower within 14 days; and wherein the immunoconjugate, the obinutuzumab, the gemcitabine, and the oxaliplatin are administered for at least one 21-day cycle, wherein during each cycle the immunoconjugate is administered at a dose of about 1.8 mg/kg, the obinutuzumab is administered at a dose of about 1000 mg, the gemcitabine is administered at a dose of about 1000 mg/m^2, and the oxaliplatin is administered at a dose of about 100 mg/m^2.

[0209] In another example, provided herein is gemcitabine for use in a method of treating diffuse large B-cell lymphoma (DLBCL) in combination with an immunoconjugate, obinutuzumab, and oxaliplatin according to any of the preceding examples, wherein the immunoconjugate comprises the formula

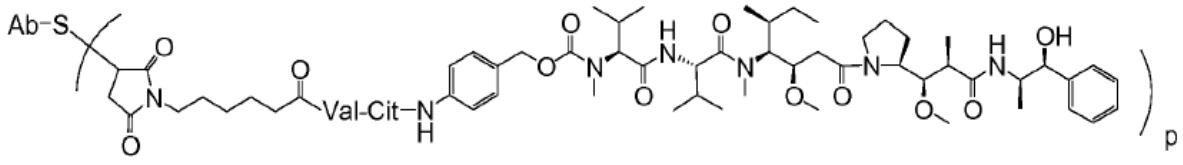

,

wherein Ab is an anti-CD79b antibody comprising (i) an HVR-H1 comprising the amino acid sequence of SEQ ID NO: 21; (ii) an HVR-H2 comprising the amino acid sequence of SEQ ID NO: 22; (iii) an HVR-H3 comprising the amino acid sequence of SEQ ID NO: 23; (iv) an HVR-

L1 comprising the amino acid sequence of SEQ ID NO: 24; (v) an HVR-L2 comprising the amino acid sequence of SEQ ID NO: 25; and (vi) an HVR-L3 comprising the amino acid sequence of SEQ ID NO:26, and wherein p is between 1 and 8, wherein administration of the immunoconjugate, the obinutuzumab, the gemcitabine, and the oxaliplatin to a plurality of humans results in 33% or fewer of the humans in the plurality experiencing peripheral neuropathy of Grade 3 or greater that does not resolve to Grade 1 or lower within 14 days; and wherein the immunoconjugate, the obinutuzumab, the gemcitabine, and the oxaliplatin are administered for at least one 21-day cycle, wherein during each cycle the immunoconjugate is administered at a dose of about 1.8 mg/kg, the obinutuzumab is administered at a dose of about 1000 mg, the gemcitabine is administered at a dose of about 1000 mg/m^2, and the oxaliplatin is administered at a dose of about 100 mg/m^2.

[0210] In another example, provided herein is oxaliplatin for use in a method of treating diffuse large B-cell lymphoma (DLBCL) in combination with an immunoconjugate, gemcitabine, and obinutuzumab according to any of the preceding examples, wherein the immunoconjugate comprises the formula

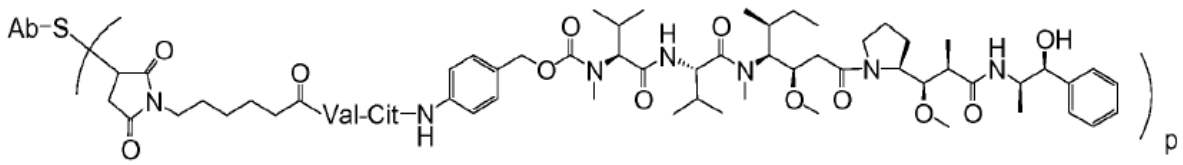

,

wherein Ab is an anti-CD79b antibody comprising (i) an HVR-H1 comprising the amino acid sequence of SEQ ID NO: 21; (ii) an HVR-H2 comprising the amino acid sequence of SEQ ID NO: 22; (iii) an HVR-H3 comprising the amino acid sequence of SEQ ID NO: 23; (iv) an HVR-L1 comprising the amino acid sequence of SEQ ID NO: 24; (v) an HVR-L2 comprising the amino acid sequence of SEQ ID NO: 25; and (vi) an HVR-L3 comprising the amino acid sequence of SEQ ID NO:26, and wherein p is between 1 and 8, wherein, after administration of the immunoconjugate, the obinutuzumab, the gemcitabine, and the oxaliplatin, the human does not experience peripheral neuropathy of Grade 3 or greater that does not resolve to Grade 1 or lower within 14 days; and wherein the immunoconjugate, the obinutuzumab, the gemcitabine, and the oxaliplatin are administered for at least one 21-day cycle, wherein during each cycle the immunoconjugate is administered at a dose of about 1.8 mg/kg, the obinutuzumab is administered at a dose of about 1000 mg, the gemcitabine is administered at a dose of about 1000 mg/m^2, and the oxaliplatin is administered at a dose of about 100 mg/m^2.

[0211] In another example, provided herein is oxaliplatin for use in a method of treating diffuse large B-cell lymphoma (DLBCL) in combination with an immunoconjugate, gemcitabine, and obinutuzumab according to any of the preceding examples, wherein the immunoconjugate comprises the formula

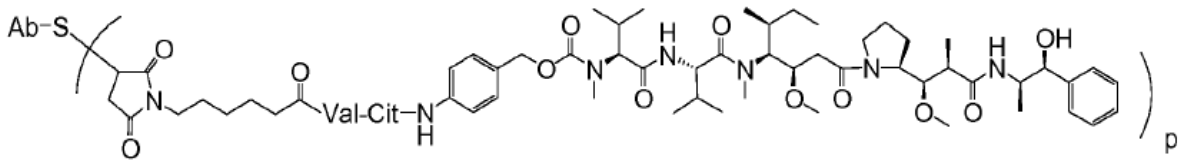

,

wherein Ab is an anti-CD79b antibody comprising (i) an HVR-H1 comprising the amino acid sequence of SEQ ID NO: 21; (ii) an HVR-H2 comprising the amino acid sequence of SEQ ID NO: 22; (iii) an HVR-H3 comprising the amino acid sequence of SEQ ID NO: 23; (iv) an HVR-L1 comprising the amino acid sequence of SEQ ID NO: 24; (v) an HVR-L2 comprising the amino acid sequence of SEQ ID NO: 25; and (vi) an HVR-L3 comprising the amino acid sequence of SEQ ID NO:26, and wherein p is between 1 and 8, wherein administration of the immunoconjugate, the obinutuzumab, the gemcitabine, and the oxaliplatin does not result in peripheral neuropathy of Grade 3 or greater in the human that does not resolve to Grade 1 or lower within 14 days; and wherein the immunoconjugate, the obinutuzumab, the gemcitabine, and the oxaliplatin are administered for at least one 21-day cycle, wherein during each cycle the immunoconjugate is administered at a dose of about 1.8 mg/kg, the obinutuzumab is administered at a dose of about 1000 mg, the gemcitabine is administered at a dose of about 1000 mg/m^2, and the oxaliplatin is administered at a dose of about 100 mg/m^2.

[0212] In another example, provided herein is oxaliplatin for use in a method of treating diffuse large B-cell lymphoma (DLBCL) in combination with an immunoconjugate, gemcitabine, and obinutuzumab according to any of the preceding examples, wherein the immunoconjugate comprises the formula

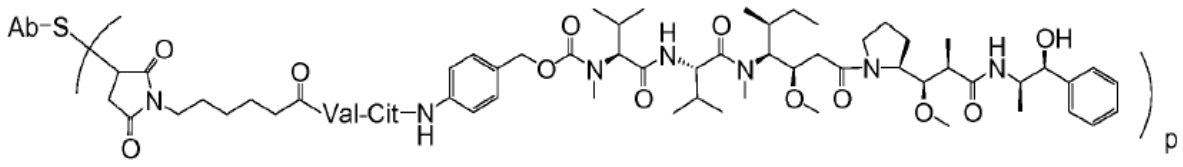

,

wherein Ab is an anti-CD79b antibody comprising (i) an HVR-H1 comprising the amino acid sequence of SEQ ID NO: 21; (ii) an HVR-H2 comprising the amino acid sequence of SEQ ID

NO: 22; (iii) an HVR-H3 comprising the amino acid sequence of SEQ ID NO: 23; (iv) an HVR-L1 comprising the amino acid sequence of SEQ ID NO: 24; (v) an HVR-L2 comprising the amino acid sequence of SEQ ID NO: 25; and (vi) an HVR-L3 comprising the amino acid sequence of SEQ ID NO:26, and wherein p is between 1 and 8, wherein, among a plurality of humans treated, after administration of the immunoconjugate, the obinutuzumab, the gemcitabine, and the oxaliplatin, 33% or fewer of the humans in the plurality experience peripheral neuropathy of Grade 3 or greater that does not resolve to Grade 1 or lower within 14 days; and wherein the immunoconjugate, the obinutuzumab, the gemcitabine, and the oxaliplatin are administered for at least one 21-day cycle, wherein during each cycle the immunoconjugate is administered at a dose of about 1.8 mg/kg, the obinutuzumab is administered at a dose of about 1000 mg, the gemcitabine is administered at a dose of about 1000 mg/m^2, and the oxaliplatin is administered at a dose of about 100 mg/m^2.

[0213] In another example, provided herein is oxaliplatin for use in a method of treating diffuse large B-cell lymphoma (DLBCL) in combination with an immunoconjugate, gemcitabine, and obinutuzumab according to any of the preceding examples, wherein the immunoconjugate comprises the formula

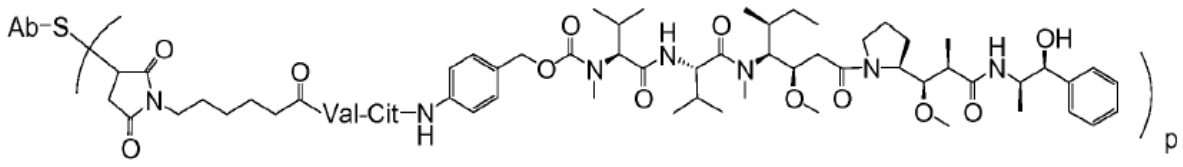

,

wherein Ab is an anti-CD79b antibody comprising (i) an HVR-H1 comprising the amino acid sequence of SEQ ID NO: 21; (ii) an HVR-H2 comprising the amino acid sequence of SEQ ID NO: 22; (iii) an HVR-H3 comprising the amino acid sequence of SEQ ID NO: 23; (iv) an HVR-L1 comprising the amino acid sequence of SEQ ID NO: 24; (v) an HVR-L2 comprising the amino acid sequence of SEQ ID NO: 25; and (vi) an HVR-L3 comprising the amino acid sequence of SEQ ID NO:26, and wherein p is between 1 and 8, wherein administration of the immunoconjugate, the obinutuzumab, the gemcitabine, and the oxaliplatin to a plurality of humans results in 33% or fewer of the humans in the plurality experiencing peripheral neuropathy of Grade 3 or greater that does not resolve to Grade 1 or lower within 14 days; and wherein the immunoconjugate, the obinutuzumab, the gemcitabine, and the oxaliplatin are administered for at least one 21-day cycle, wherein during each cycle the immunoconjugate is administered at a dose of about 1.8 mg/kg, the obinutuzumab is administered at a dose of about 1000 mg, the

CLAIMS

1. Use of an immunoconjugate in the manufacture of a medicament for treating diffuse large B-cell lymphoma (DLBCL) in a human in need thereof, wherein the following are to be administered to the human:

(a) the immunoconjugate, wherein the immunoconjugate comprises the formula

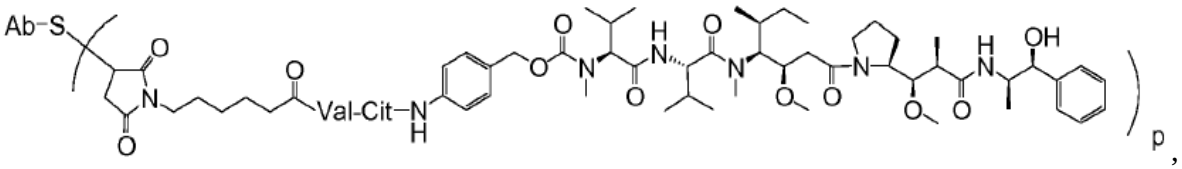

,

wherein Ab is an anti-CD79b antibody comprising (i) an HVR-H1 comprising the amino acid sequence of SEQ ID NO: 21; (ii) an HVR-H2 comprising the amino acid sequence of SEQ ID NO: 22; (iii) an HVR-H3 comprising the amino acid sequence of SEQ ID NO: 23; (iv) an HVR-L1 comprising the amino acid sequence of SEQ ID NO: 24; (v) an HVR-L2 comprising the amino acid sequence of SEQ ID NO: 25; and (vi) an HVR-L3 comprising the amino acid sequence of SEQ ID NO: 26, and

wherein p is between 1 and 8,

(b) rituximab,

(c) gemcitabine, and

(d) oxaliplatin.

2. The use of claim 1, wherein the anti-CD79b antibody comprises (i) a heavy chain variable domain (VH) comprising the amino acid sequence of SEQ ID NO: 19 and (ii) a light chain variable domain (VL) comprising the amino acid sequence of SEQ ID NO: 20.

3. The use of claim 1 or claim 2, wherein the anti-CD79b antibody comprises (i) a heavy chain comprising the amino acid sequence of SEQ ID NO: 36 and (ii) a light chain comprising the amino acid sequence of SEQ ID NO: 35.

4. The use of any one of claims 1-3, wherein p is between 2 and 5.

5. The use of any one of claims 1-4, wherein p is between 3 and 4.

6. The use of any one of claims 1-5, wherein the immunoconjugate is polatuzumab vedotin-piiq.

7. The use of any one of claims 1-2 or 4-5, wherein the anti-CD79b antibody comprises a heavy chain comprising the amino acid sequence of SEQ ID NO: 37 and a light chain comprising the amino acid sequence of SEQ ID NO: 35.

8. The use of any one of claims 1-2 or 4-5, wherein the anti-CD79b antibody comprises a heavy chain comprising the amino acid sequence of SEQ ID NO: 36 and a light chain comprising the amino acid sequence of SEQ ID NO: 38.

9. The use of any one of claims 1-2, 4 or 7, wherein the immunoconjugate is iladatuzumab vedotin.

10. The use of any one of claims 1-9, wherein the immunoconjugate is to be administered at a dose of about 1.8 mg/kg, the rituximab is to be administered at a dose of about 375 mg/m^2, the gemcitabine is to be administered at a dose of about 1000 mg/m^2, and the oxaliplatin is to be administered at a dose of about 100 mg/m^2.

11. The use of any one of claims 1-10, wherein the immunoconjugate, the rituximab, the gemcitabine, and the oxaliplatin are to be administered for one or more 21-day cycles.

12. The use of claim 11, wherein the immunoconjugate is to be administered at a dose of about 1.8 mg/kg each cycle, the rituximab is to be administered at a dose of about 375 mg/m^2 each cycle, the gemcitabine is to be administered at a dose of about 1000 mg/m^2 each cycle, and the oxaliplatin is to be administered at a dose of about 100 mg/m^2 each cycle.

13. The use of claim 11 or claim 12, wherein the immunoconjugate and the rituximab are to be administered intravenously on Day 1 of each 21-day cycle, and wherein the

gemcitabine and the oxaliplatin are to be administered intravenously on Day 2 of each 21-day cycle.

14. The use of any one of claims 1-13, wherein the rituximab is to be administered before the immunoconjugate.

15. The use of any one of claims 1-14, wherein the gemcitabine is to be administered before the oxaliplatin.

16. The use of any one of claims 11-15, wherein the immunoconjugate, the rituximab, the gemcitabine, and the oxaliplatin are to be administered for up to eight 21-day cycles.

17. The use of any one of claims 11-16, wherein the immunoconjugate, the rituximab, the gemcitabine, and the oxaliplatin are to be administered for eight 21-day cycles.

18. Use of an immunoconjugate in the manufacture of a medicament for treating diffuse large B-cell lymphoma (DLBCL) in a human in need thereof, wherein the following are to be administered to the human:

(a) the immunoconjugate, wherein the immunoconjugate comprises the formula

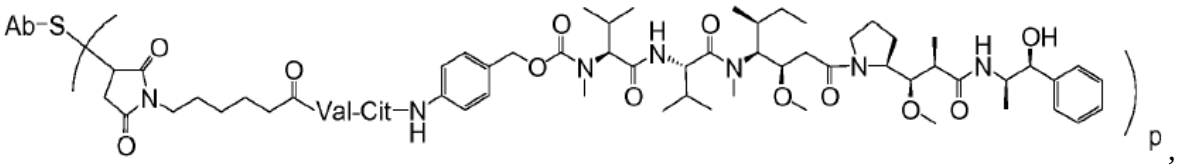

wherein Ab is an anti-CD79b antibody comprising (i) a heavy chain comprising the amino acid sequence of SEQ ID NO: 36 and (ii) a light chain comprising the amino acid sequence of SEQ ID NO: 35,

and wherein p is between 2 and 5,

(b) rituximab,

(c) gemcitabine, and

(d) oxaliplatin;

wherein the immunoconjugate, the rituximab, the gemcitabine, and the oxaliplatin are to be administered for at least one 21-day cycle, wherein during each cycle the immunoconjugate is to be administered at a dose of about 1.8 mg/kg, the

rituximab is to be administered at a dose of about 375 mg/m^2, the gemcitabine is to be administered at a dose of about 1000 mg/m^2, and the oxaliplatin is to be administered at a dose of about 100 mg/m^2; and

wherein the immunoconjugate and the rituximab are to be administered intravenously on Day 1 of each 21-day cycle, and wherein the gemcitabine and the oxaliplatin are to be administered intravenously on Day 2 of each 21-day cycle.

19. The use of claim 18, wherein the immunoconjugate, the rituximab, the gemcitabine, and the oxaliplatin are to be administered for at least two, at least three, at least four, at least five, at least six, or at least seven 21-day cycles.

20. The use of claim 18, wherein the immunoconjugate, the rituximab, the gemcitabine, and the oxaliplatin are to be administered for eight 21-day cycles.

21. The use of any one of claims 18-20, wherein the rituximab is to be administered before the immunoconjugate.

22. The use of any one of claims 18-21, wherein the gemcitabine is to be administered before the oxaliplatin.

23. The use of any one of claims 18-22, wherein the immunoconjugate is to be polatuzumab vedotin-piiq.

24. The use of any one of claims 1-23, wherein the human has received at least one prior therapy for DLBCL.

25. The use of any one of claims 1-24, wherein the human has received at least one prior systemic therapy for DLBCL.

26. The use of any one of claims 1-25, wherein the DLBCL is histologically-confirmed DLBCL, not otherwise specified (NOS), or the human has a history of transformation of indolent disease to DLBCL.

27. The use of any one of claims 1-26, wherein the DLBCL is relapsed or refractory DLBCL.

28. The use of any one of claims 1-27, wherein the human has an Eastern Cooperative Oncology Group (ECOG) performance status of 0, 1, or 2.

29. The use of any one of claims 1-28, wherein the human does not have a planned autologous or allogeneic stem cell transplantation (SCT).

30. The use of any one of claims 1-29, wherein the human is not a candidate for hematopoietic stem cell transplantation (HSCT) before the immunoconjugate, the rituximab, the gemcitabine, and the oxaliplatin are to be administered.

31. The use of any one of claims 1-30, wherein the human is not a candidate for autologous hematopoietic stem cell transplantation (HSCT) the immunoconjugate, the rituximab, the gemcitabine, and the oxaliplatin are to be administered.

32. The use of any one of claims 1-31, wherein the human has received at least two prior therapies for DLBCL.

33. The use of any one of claims 1-32, wherein the human has not had prior therapy with a combination of gemcitabine and a platinum-based agent.

34. The use of any one of claims 1-33, wherein the human has not received a prior therapy with polatuzumab vedotin-piiq for DLBCL.

35. The use of any one of claims 1-34, wherein the human does not have peripheral neuropathy of greater than Grade 1 according to National Cancer Institute Common Terminology Criteria for Adverse Events, Version 5.0.

36. The use of any one of claims 1-35, wherein the human does not have primary or secondary central nervous system lymphoma.

37. The use of any one of claims 1-36, wherein the human is an adult.

38. The use of claim 37, wherein the human adult has relapsed or refractory diffuse large B-cell lymphoma, not otherwise specified.

39. The use of any one of claims 1-38, wherein administration of the immunoconjugate, the rituximab, the gemcitabine, and the oxaliplatin does not result in peripheral neuropathy of Grade 3 or greater that does not resolve to Grade 1 or lower within 14 days.

40. The use of any one of claims 1-38, wherein administration of the immunoconjugate, the rituximab, the gemcitabine, and the oxaliplatin to a plurality of humans results in 33% or fewer of the humans in the plurality experiencing peripheral neuropathy of Grade 3 or greater that does not resolve to Grade 1 or lower within 14 days.

41. Use of an immunoconjugate in the manufacture of a medicament for treating diffuse large B-cell lymphoma (DLBCL) in a human in need thereof, wherein the following are to be administered to the human:

(a) the immunoconjugate, wherein the immunoconjugate comprises the formula

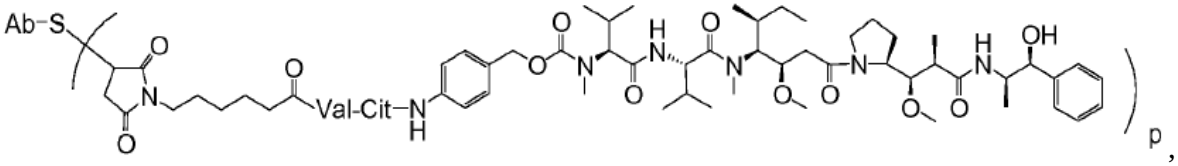

wherein Ab is an anti-CD79b antibody comprising (i) an HVR-H1 comprising the amino acid sequence of SEQ ID NO: 21; (ii) an HVR-H2 comprising the amino acid sequence of SEQ ID NO: 22; (iii) an HVR-H3 comprising the amino acid sequence of SEQ ID NO: 23; (iv) an HVR-L1 comprising the amino acid sequence of SEQ ID NO: 24; (v) an HVR-L2 comprising the amino acid sequence of SEQ ID NO: 25; and (vi) an HVR-L3 comprising the amino acid sequence of SEQ ID NO: 26, and

wherein p is between 1 and 8,

(b) rituximab,

(c) gemcitabine, and

(d) oxaliplatin;

wherein administration of the immunoconjugate, the rituximab, the gemcitabine, and the oxaliplatin does not result in peripheral neuropathy of Grade 3 or greater that does not resolve to Grade 1 or lower within 14 days.

42. Use of an immunoconjugate in the manufacture of a medicament for treating diffuse large B-cell lymphoma (DLBCL) in a human in need thereof, wherein the following are to be administered to the human:

(a) the immunoconjugate, wherein the immunoconjugate comprises the formula

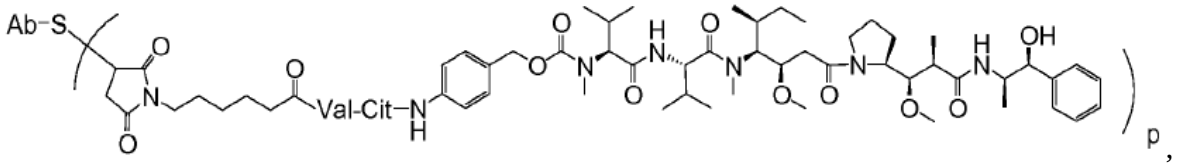

wherein Ab is an anti-CD79b antibody comprising (i) an HVR-H1 comprising the amino acid sequence of SEQ ID NO: 21; (ii) an HVR-H2 comprising the amino acid sequence of SEQ ID NO: 22; (iii) an HVR-H3 comprising the amino acid sequence of SEQ ID NO: 23; (iv) an HVR-L1 comprising the amino acid sequence of SEQ ID NO: 24; (v) an HVR-L2 comprising the amino acid sequence of SEQ ID NO: 25; and (vi) an HVR-L3 comprising the amino acid sequence of SEQ ID NO: 26, and

wherein p is between 1 and 8,

(b) rituximab,

(c) gemcitabine, and

(d) oxaliplatin;

wherein administration of the immunoconjugate, the rituximab, the gemcitabine, and the oxaliplatin to a plurality of humans results in 33% or fewer of the humans in the plurality experiencing peripheral neuropathy of Grade 3 or greater that does not resolve to Grade 1 or lower within 14 days.

43. Use of an immunoconjugate in the manufacture of a medicament for treating diffuse large B-cell lymphoma (DLBCL) in a human in need thereof, wherein the following are to be administered to the human:

(a) the immunoconjugate, wherein the immunoconjugate comprises the formula

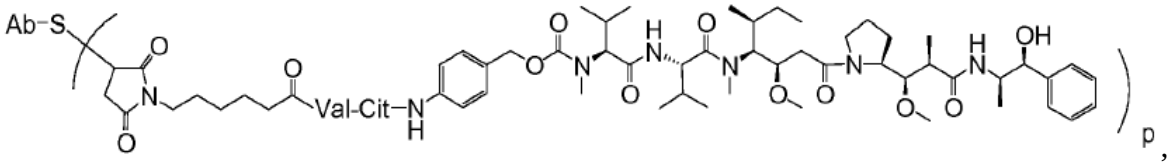

wherein Ab is an anti-CD79b antibody comprising (i) a heavy chain comprising the amino acid sequence of SEQ ID NO: 36 and (ii) a light chain comprising the amino acid sequence of SEQ ID NO: 35,

and wherein p is between 2 and 5,

(b) rituximab,

(c) gemcitabine, and

(d) oxaliplatin;

wherein the immunoconjugate, the rituximab, the gemcitabine, and the oxaliplatin are to be administered for at least one 21-day cycle, wherein during each cycle the immunoconjugate is to be administered at a dose of about 1.8 mg/kg, the rituximab is to be administered at a dose of about 375 mg/m^2, the gemcitabine is to be administered at a dose of about 1000 mg/m^2, and the oxaliplatin is to be administered at a dose of about 100 mg/m^2;

wherein the immunoconjugate and the rituximab are to be administered intravenously on Day 1 of each 21-day cycle, and wherein the gemcitabine and the oxaliplatin are to be administered intravenously on Day 2 of each 21-day cycle; and

wherein administration of the immunoconjugate, the rituximab, the gemcitabine, and the oxaliplatin does not result in peripheral neuropathy of Grade 3 or greater that does not resolve to Grade 1 or lower within 14 days.

44. Use of an immunoconjugate in the manufacture of a medicament for treating diffuse large B-cell lymphoma (DLBCL) in a human in need thereof, wherein the following are to be administered to the human:

(a) the immunoconjugate, wherein the immunoconjugate comprises the formula

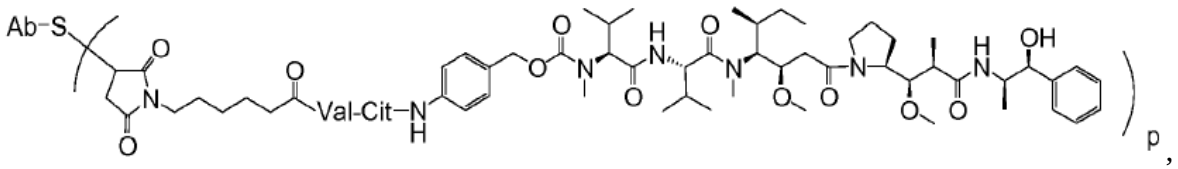

wherein Ab is an anti-CD79b antibody comprising (i) a heavy chain comprising the amino acid sequence of SEQ ID NO: 36 and (ii) a light chain comprising the amino acid sequence of SEQ ID NO: 35,

and wherein p is between 2 and 5,

(b) rituximab,

(c) gemcitabine, and

(d) oxaliplatin;

wherein the immunoconjugate, the rituximab, the gemcitabine, and the oxaliplatin are to be administered for at least one 21-day cycle, wherein during each cycle the immunoconjugate is to be administered at a dose of about 1.8 mg/kg, the rituximab is to be administered at a dose of about 375 mg/m^2, the gemcitabine is to be administered at a dose of about 1000 mg/m^2, and the oxaliplatin is to be administered at a dose of about 100 mg/m^2;

wherein the immunoconjugate and the rituximab are to be administered intravenously on Day 1 of each 21-day cycle, and wherein the gemcitabine and the oxaliplatin are to be administered intravenously on Day 2 of each 21-day cycle; and

wherein administration of the immunoconjugate, the rituximab, the gemcitabine, and the oxaliplatin to a plurality of humans results in 33% or fewer of the humans in the plurality experiencing peripheral neuropathy of Grade 3 or greater that does not resolve to Grade 1 or lower within 14 days.

45. The use of any one of claims 41-44, wherein the immunoconjugate, the rituximab, the gemcitabine, and the oxaliplatin are to be administered for at least two, at least three, at least four, at least five, at least six, or at least seven 21-day cycles.

46. The use of any one of claims 41-44, wherein the immunoconjugate, the rituximab, the gemcitabine, and the oxaliplatin are to be administered for eight 21-day cycles.

47. The use of any one of claims 41-46, wherein the rituximab is to be administered before the immunoconjugate.

48. The use of any one of claims 41-47, wherein the gemcitabine is to be administered before the oxaliplatin.

49. The use of any one of claims 41-48, wherein the immunoconjugate is polatuzumab vedotin-piiq.

50. The use of any one of claims 41-42 or 45-48, wherein the anti-CD79b antibody comprises a heavy chain comprising the amino acid sequence of SEQ ID NO: 37 and a light chain comprising the amino acid sequence of SEQ ID NO: 35.

51. The use of any one of claims 41-42 or 45-48, wherein the anti-CD79b antibody comprises a heavy chain comprising the amino acid sequence of SEQ ID NO: 36 and a light chain comprising the amino acid sequence of SEQ ID NO: 38.

52. The use of any one of claims 41-42, 45-48, or 50, wherein the immunoconjugate is iladatuzumab vedotin.

53. The use of any one of claims 39-52, wherein the immunoconjugate, the rituximab, the gemcitabine, and the oxaliplatin have been administered for at least four 21-day cycles.

54. A kit comprising an immunoconjugate comprising the formula

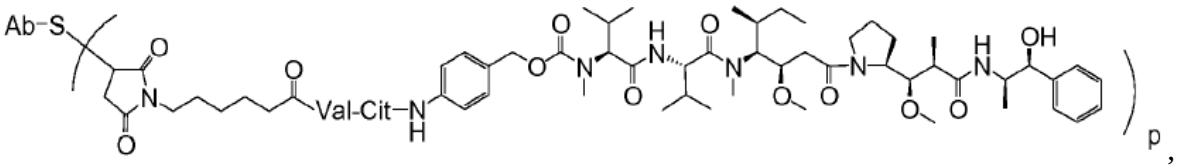

,

wherein Ab is an anti-CD79b antibody comprising (i) an HVR-H1 comprising the amino acid sequence of SEQ ID NO: 21; (ii) an HVR-H2 comprising the amino acid sequence of SEQ ID NO: 22; (iii) an HVR-H3 comprising the amino acid sequence of SEQ ID NO: 23; (iv) an HVR-L1 comprising the amino acid sequence of SEQ ID NO: 24; (v) an HVR-L2 comprising the amino acid sequence of SEQ ID NO: 25; and (vi) an HVR-L3 comprising the amino acid sequence of SEQ ID NO:26, and

wherein p is between 1 and 8,

for use in combination with rituximab, gemcitabine, and oxaliplatin for treating a human in need thereof having diffuse large B-cell lymphoma (DLBCL) according to a use of any one of claims 1-53.

55. A kit comprising polatuzumab vedotin-piiq for use in combination with rituximab, gemcitabine, and oxaliplatin for treating a human in need thereof having diffuse large B-cell lymphoma (DLBCL) according to the use of any one of claims 1-53.

56. An immunoconjugate comprising the formula

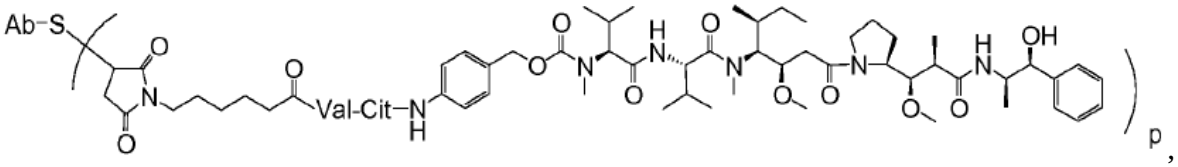

wherein Ab is an anti-CD79b antibody comprising (i) an HVR-H1 comprising the amino acid sequence of SEQ ID NO: 21; (ii) an HVR-H2 comprising the amino acid sequence of SEQ ID NO: 22; (iii) an HVR-H3 comprising the amino acid sequence of SEQ ID NO: 23; (iv) an HVR-L1 comprising the amino acid sequence of SEQ ID NO: 24; (v) an HVR-L2 comprising the amino acid sequence of SEQ ID NO: 25; and (vi) an HVR-L3 comprising the amino acid sequence of SEQ ID NO:26, and

wherein p is between 1 and 8

for use in combination with rituximab, gemcitabine, and oxaliplatin to treat diffuse large B-cell lymphoma (DLBCL) according to any one of claims 1-53.

57. Use of human polatuzumab vedotin-piiq in the manufacture of a medicament for treating relapsed or refractory diffuse large B-cell lymphoma (R/R DLBCL) in a human in need thereof, wherein the following are to be administered to the human:
(a) human polatuzumab vedotin-piiq at a dose of 1.8 mg/kg,
(b) rituximab at a dose of 375 mg/m^2,
(c) gemcitabine at a dose of 1000 mg/m^2, and
(d) oxaliplatin at a dose of 100 mg/m^2.

58. Use of human polatuzumab vedotin-piiq in the manufacture of a medicament for treating relapsed or refractory diffuse large B-cell lymphoma (R/R DLBCL) in a human in need thereof, wherein the following are to be administered to the human:
(a) human polatuzumab vedotin-piiq at a dose of 1.8 mg/kg,
(b) rituximab at a dose of 375 mg/m^2,

(c) gemcitabine at a dose of 1000 mg/m^2, and
(d) oxaliplatin at a dose of 100 mg/m^2,
wherein the polatuzumab vedotin-piiq, the rituximab, the gemcitabine, and the oxaliplatin are to be administered for at least one 21-day cycle, wherein the polatuzumab vedotin-piiq and the rituximab are to be administered intravenously on Day 1 of each 21-day cycle, and wherein the gemcitabine and the oxaliplatin are to be administered intravenously on Day 2 of each 21-day cycle.

59. Use of human iladatuzumab vedotin in the manufacture of a medicament for treating relapsed or refractory diffuse large B-cell lymphoma (R/R DLBCL) in a human in need thereof, wherein the following are to be administered to the human:
(a) human iladatuzumab vedotin at a dose of 4.8 mg/kg,
(b) rituximab at a dose of 375 mg/m^2,
(c) gemcitabine at a dose of 1000 mg/m^2, and
(d) oxaliplatin at a dose of 100 mg/m^2.

60. Use of human iladatuzumab vedotin in the manufacture of a medicament for treating relapsed or refractory diffuse large B-cell lymphoma (R/R DLBCL) in a human in need thereof, wherein the following are to be administered to the human:
(a) human iladatuzumab vedotin at a dose of 3.6 mg/kg,
(b) rituximab at a dose of 375 mg/m^2,
(c) gemcitabine at a dose of 1000 mg/m^2, and
(d) oxaliplatin at a dose of 100 mg/m^2.

61. Use of human iladatuzumab vedotin in the manufacture of a medicament for treating relapsed or refractory diffuse large B-cell lymphoma (R/R DLBCL) in a human in need thereof, wherein the following are to be administered to the human:
(a) human iladatuzumab vedotin at a dose of 4.8 mg/kg,
(b) rituximab at a dose of 375 mg/m^2,
(c) gemcitabine at a dose of 1000 mg/m^2, and
(d) oxaliplatin at a dose of 100 mg/m^2,
wherein the iladatuzumab vedotin, the rituximab, the gemcitabine, and the oxaliplatin are to be administered for at least one 21-day cycle, wherein the iladatuzumab vedotin

and the rituximab are to be administered intravenously on Day 1 of each 21-day cycle, and wherein the gemcitabine and the oxaliplatin are to be administered intravenously on Day 2 of each 21-day cycle.

62. Use of human iladatuzumab vedotin in the manufacture of a medicament for treating relapsed or refractory diffuse large B-cell lymphoma (R/R DLBCL) in a human in need thereof, wherein the following are to be administered to the human:
(a) human iladatuzumab vedotin at a dose of 3.6 mg/kg,
(b) rituximab at a dose of 375 mg/m^2,
(c) gemcitabine at a dose of 1000 mg/m^2, and
(d) oxaliplatin at a dose of 100 mg/m^2,
wherein the iladatuzumab vedotin, the rituximab, the gemcitabine, and the oxaliplatin are to be administered for at least one 21-day cycle, wherein the iladatuzumab vedotin and the rituximab are to be administered intravenously on Day 1 of each 21-day cycle, and wherein the gemcitabine and the oxaliplatin are to be administered intravenously on Day 2 of each 21-day cycle.