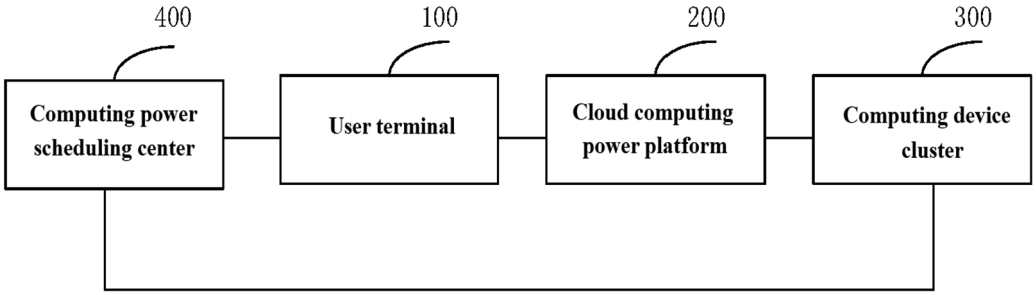
400
100
200
300
Computing power scheduling center
User terminal
Cloud computing power platform
Computing device cluster

FIG. 1

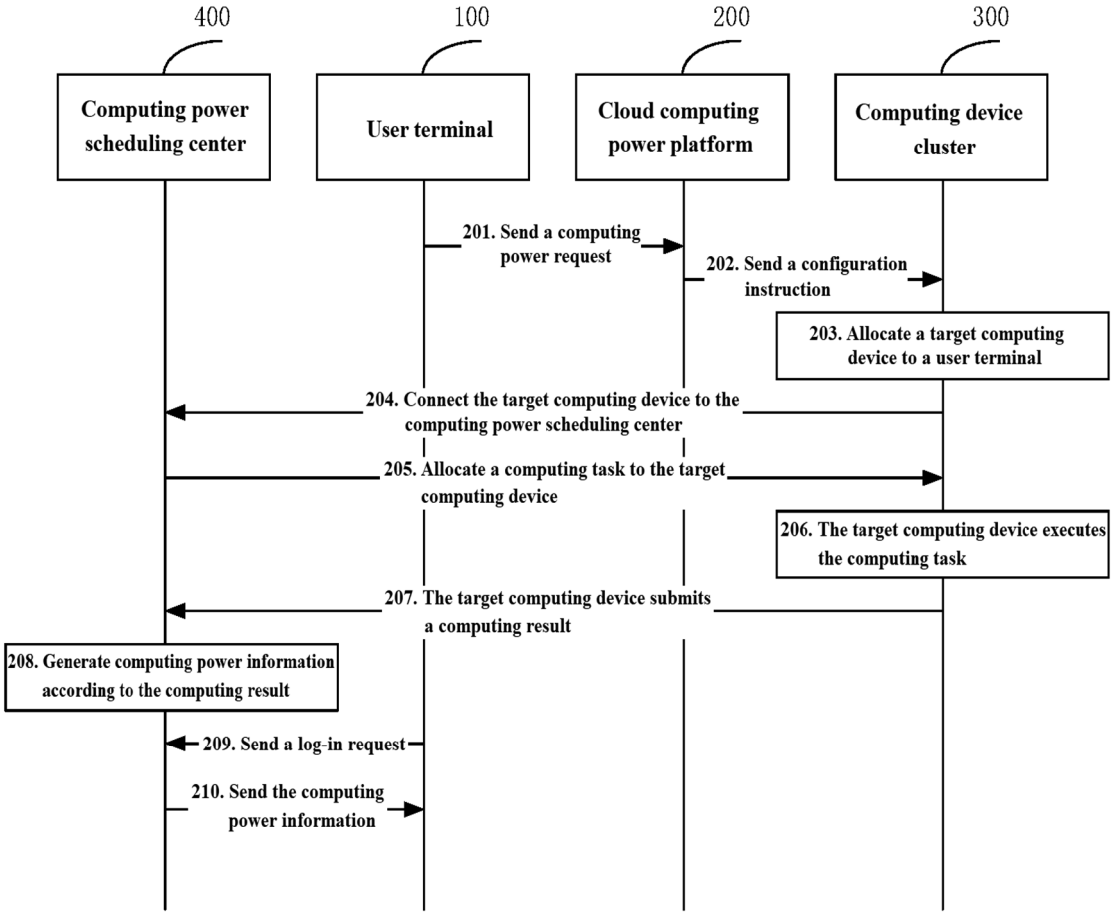
400
100
200
300
Computing power scheduling center
User terminal
Cloud computing power platform
Computing device cluster
201. Send a computing power request
202. Send a configuration instruction
203. Allocate a target computing device to a user terminal
204. Connect the target computing device to the computing power scheduling center
205. Allocate a computing task to the target computing device
206. The target computing device executes the computing task
207. The target computing device submits a computing result
208. Generate computing power information according to the computing result
209. Send a log-in request
210. Send the computing power information

FIG. 2

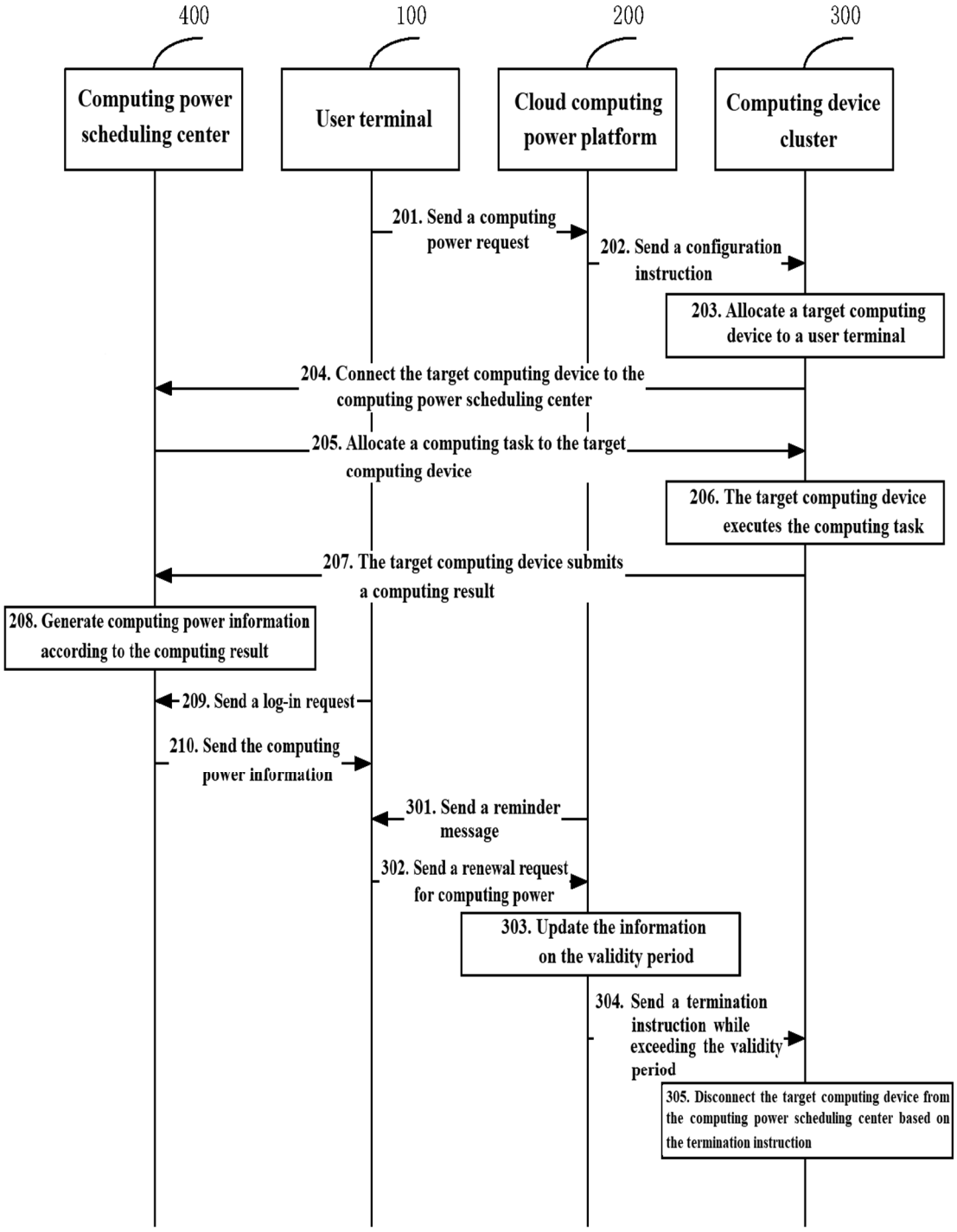
400
100
200
300
Computing power scheduling center
User terminal
Cloud computing power platform
Computing device cluster
201. Send a computing power request
202. Send a configuration instruction
203. Allocate a target computing device to a user terminal
204. Connect the target computing device to the computing power scheduling center
205. Allocate a computing task to the target computing device
206. The target computing device executes the computing task
207. The target computing device submits a computing result
208. Generate computing power information according to the computing result
209. Send a log-in request
210. Send the computing power information
301. Send a reminder message
302. Send a renewal request for computing power
303. Update the information on the validity period
304. Send a termination instruction while exceeding the validity period
305. Disconnect the target computing device from the computing power scheduling center based on the termination instruction

FIG. 3

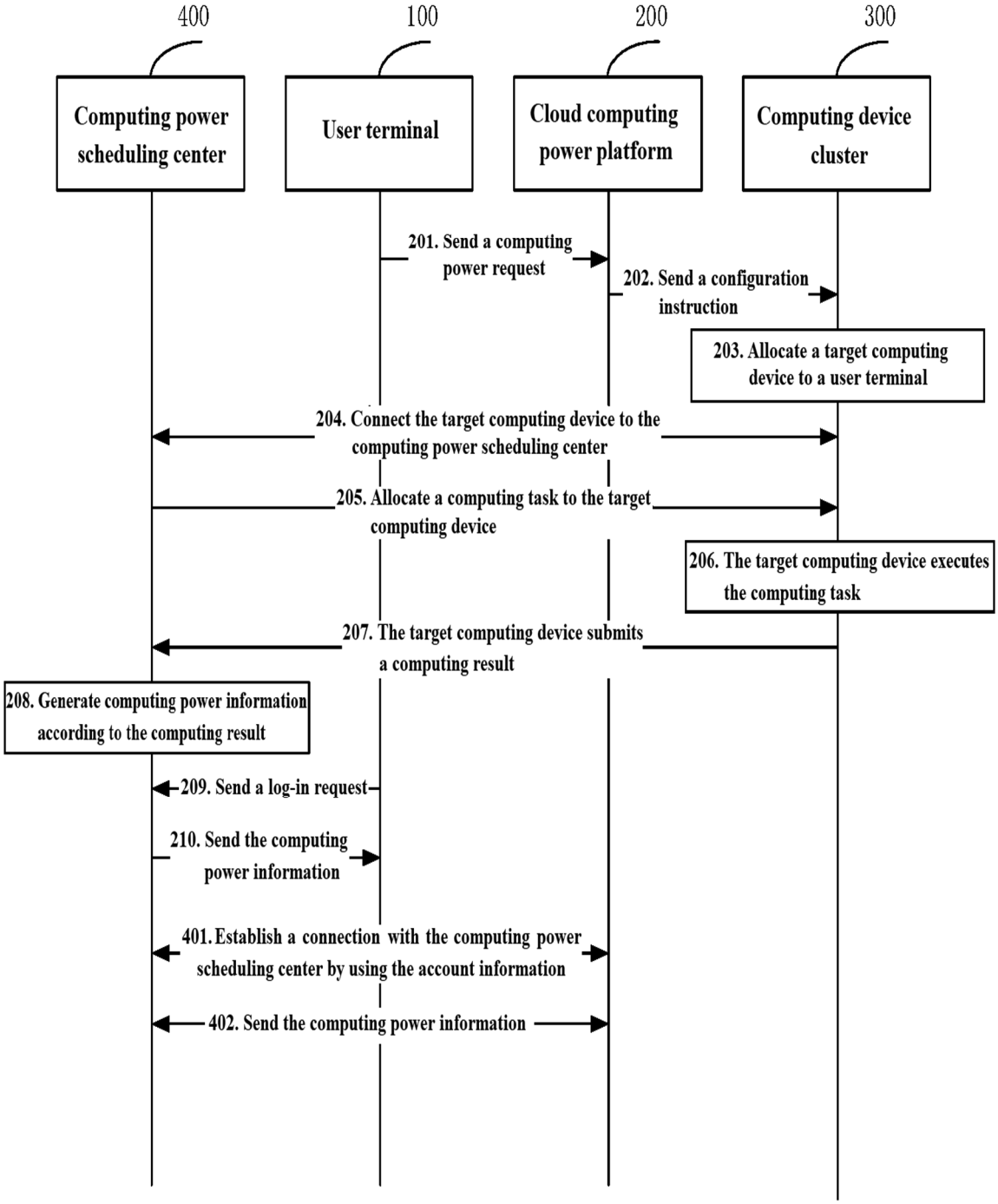
400
100
200
300
Computing power scheduling center
User terminal
Cloud computing power platform
Computing device cluster
201. Send a computing power request
202. Send a configuration instruction
203. Allocate a target computing device to a user terminal
204. Connect the target computing device to the computing power scheduling center
205. Allocate a computing task to the target computing device
206. The target computing device executes the computing task
207. The target computing device submits a computing result
208. Generate computing power information according to the computing result
209. Send a log-in request
210. Send the computing power information
401. Establish a connection with the computing power scheduling center by using the account information
402. Send the computing power information

FIG. 4

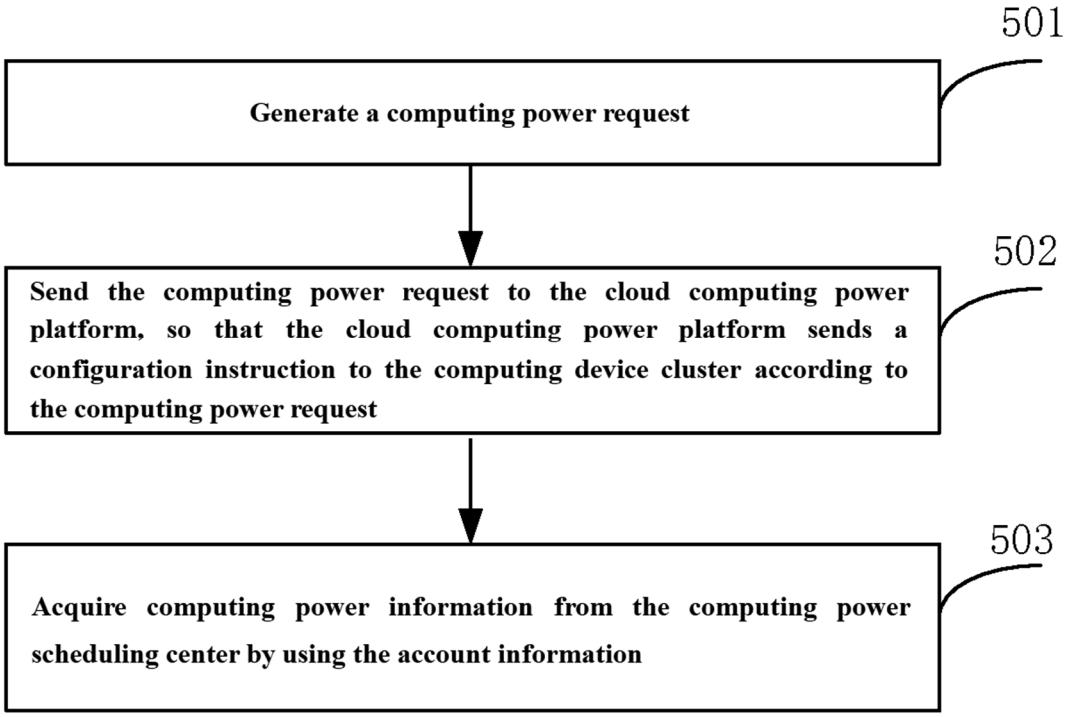
501
Generate a computing power request
502
Send the computing power request to the cloud computing power platform, so that the cloud computing power platform sends a configuration instruction to the computing device cluster according to the computing power request
503
Acquire computing power information from the computing power scheduling center by using the account information

FIG. 5

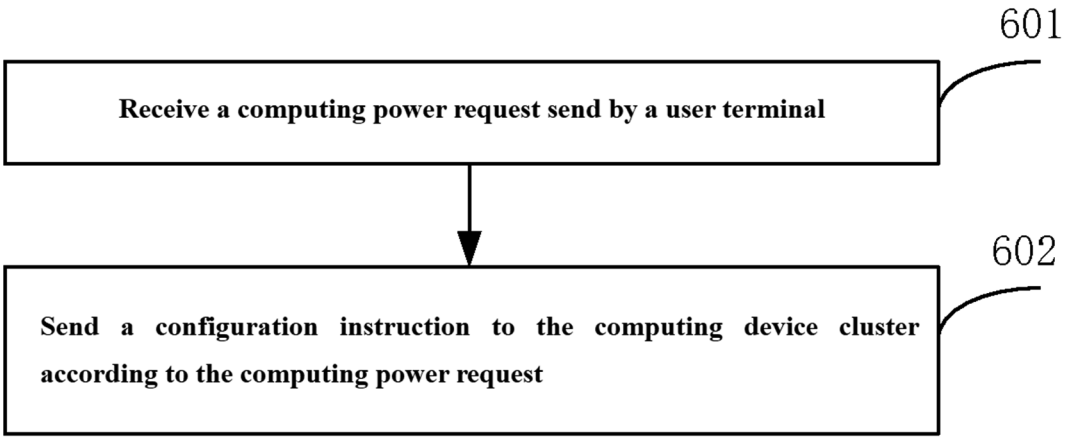
601
Receive a computing power request send by a user terminal
602
Send a configuration instruction to the computing device cluster according to the computing power request

FIG. 6