FIG. 1

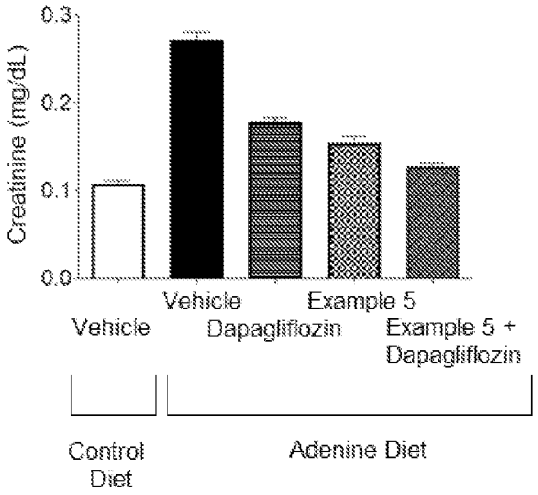
Creatinine (mg/dL)
0.3
0.2
0.1
0.0
Vehicle
Vehicle
Example 5
Dapagliflozin
Example 5 +
Dapagliflozin
Control
Diet
Adenine Diet

FIG. 2

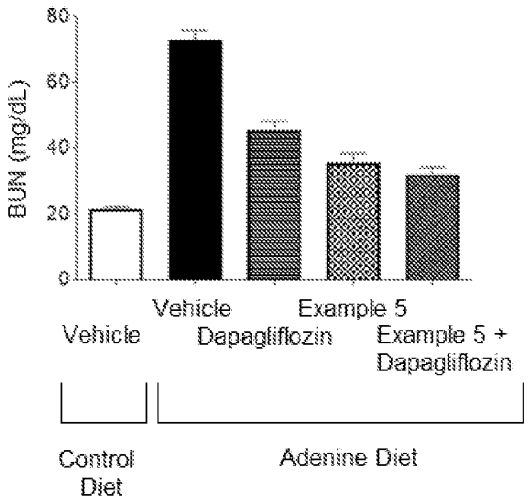
BUN (mg/dL)
80
60
40
20
0
Vehicle
Vehicle
Example 5
Dapagliflozin
Example 5 +
Dapagliflozin
Control
Diet
Adenine Diet

FIG. 3

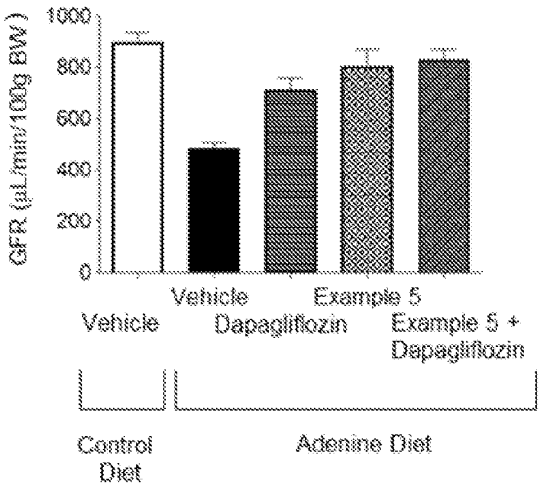
GFR (μL/min/100g BW)
1000
800
600
400
200
0
Vehicle
Vehicle
Dapagliflozin
Example 5
Example 5 +
Dapagliflozin
Control
Diet
Adenine Diet

FIG. 4

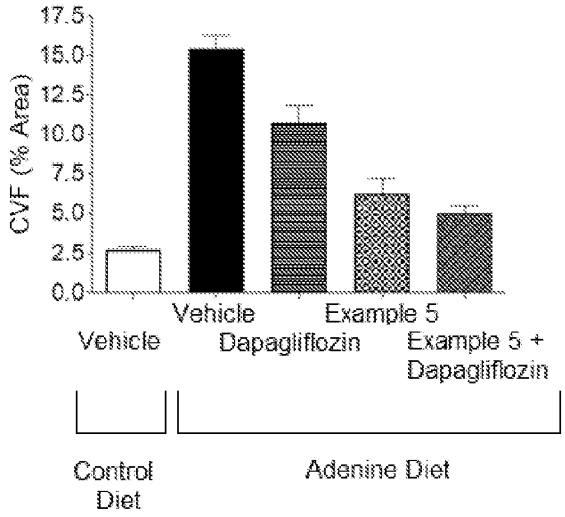
CVF (% Area)
17.5
15.0
12.5
10.0
7.5
5.0
2.5
0.0
Vehicle
Vehicle
Dapagliflozin
Example 5
Example 5 +
Dapagliflozin
Control
Diet
Adenine Diet