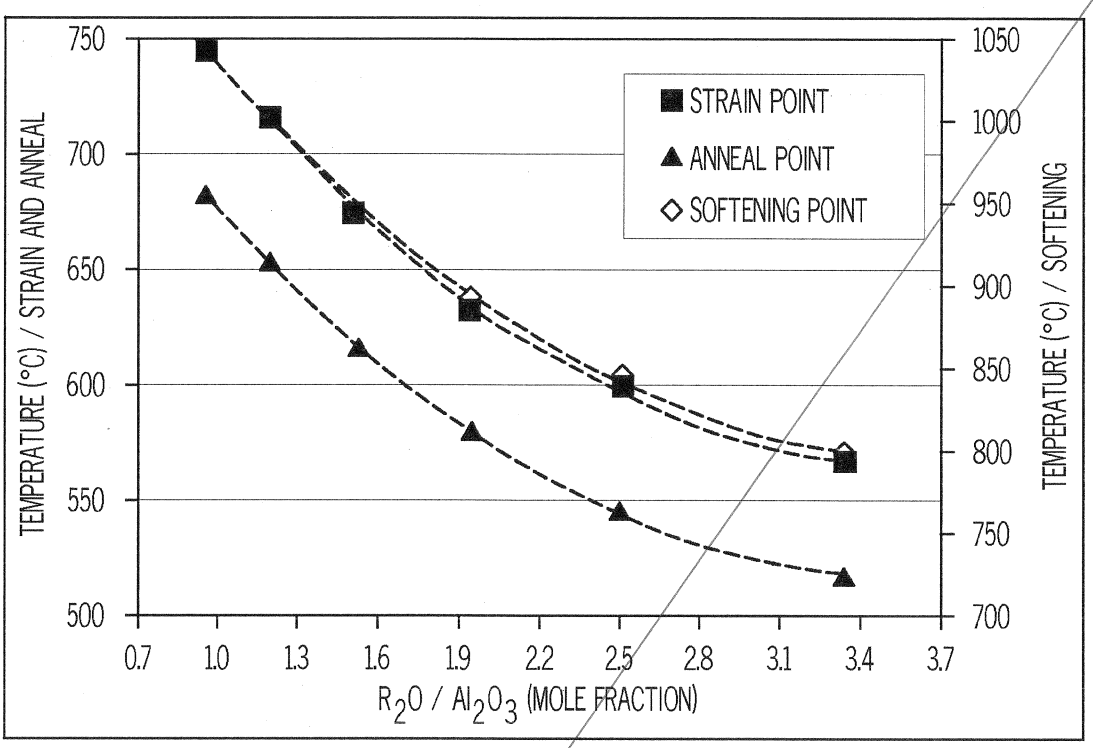
750
700
650
600
550
500
TEMPERATURE (°C) / STRAIN AND ANNEAL
1050
1000
950
900
850
800
750
700
TEMPERATURE (°C) / SOFTENING
STRAIN POINT
ANNEAL POINT
SOFTENING POINT
0.7
1.0
1.3
1.6
1.9
2.2
2.5
2.8
3.1
3.4
3.7
R2O / Al2O3 (MOLE FRACTION)

FIG. 1

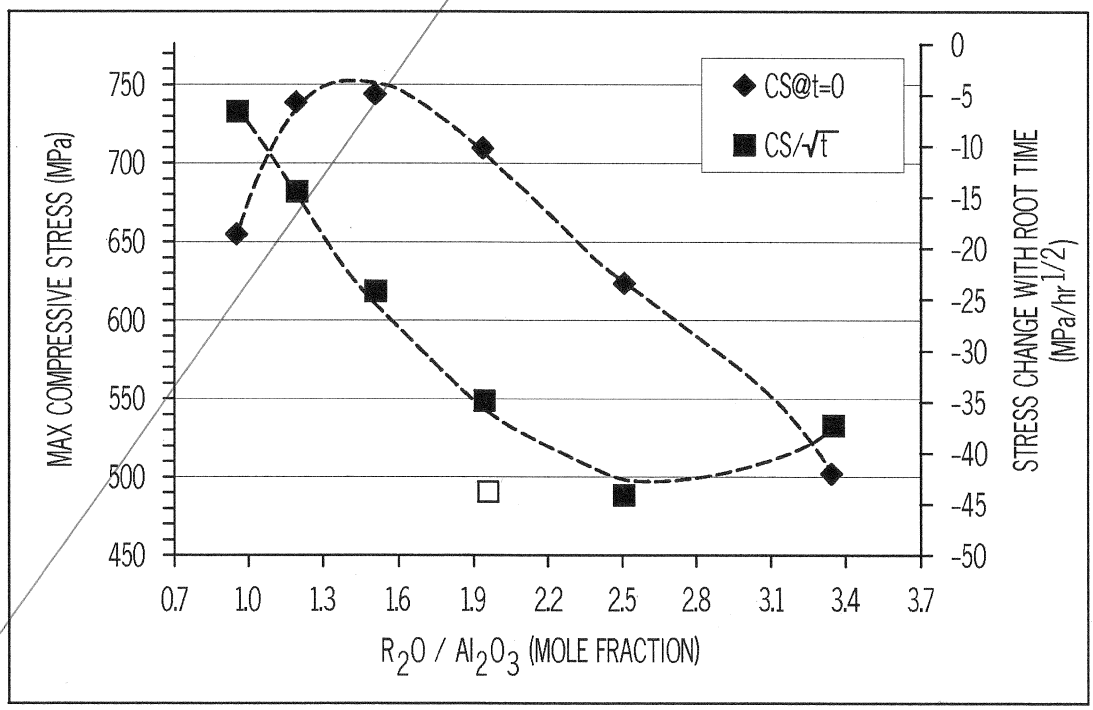
750
700
650
600
550
500
450
MAX COMPRESSIVE STRESS (MPa)
0
-5
-10
-15
-20
-25
-30
-35
-40
-45
-50
STRESS CHANGE WITH ROOT TIME (MPa/hr1/2)
CS@t=0
CS/√t
0.7
1.0
1.3
1.6
1.9
2.2
2.5
2.8
3.1
3.4
3.7
R2O / Al2O3 (MOLE FRACTION)

FIG. 2

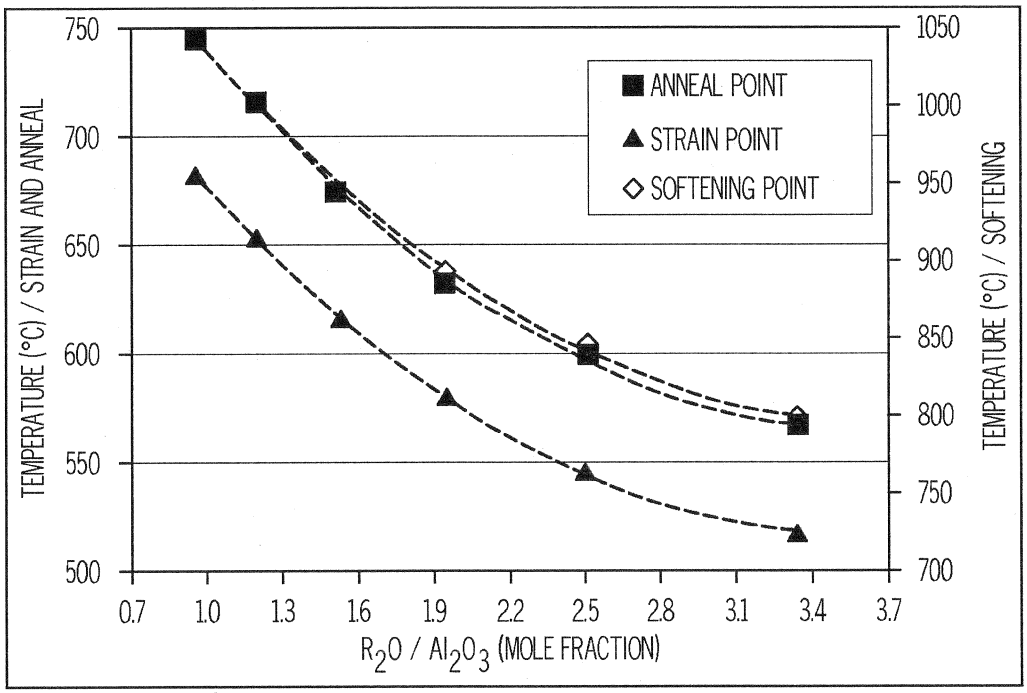
750
700
650
600
550
500
1050
1000
950
900
850
800
750
700
ANNEAL POINT
STRAIN POINT
SOFTENING POINT
TEMPERATURE (°C) / STRAIN AND ANNEAL
TEMPERATURE (°C) / SOFTENING
0.7
1.0
1.3
1.6
1.9
2.2
2.5
2.8
3.1
3.4
3.7
R2O / Al2O3 (MOLE FRACTION)

FIG. 1

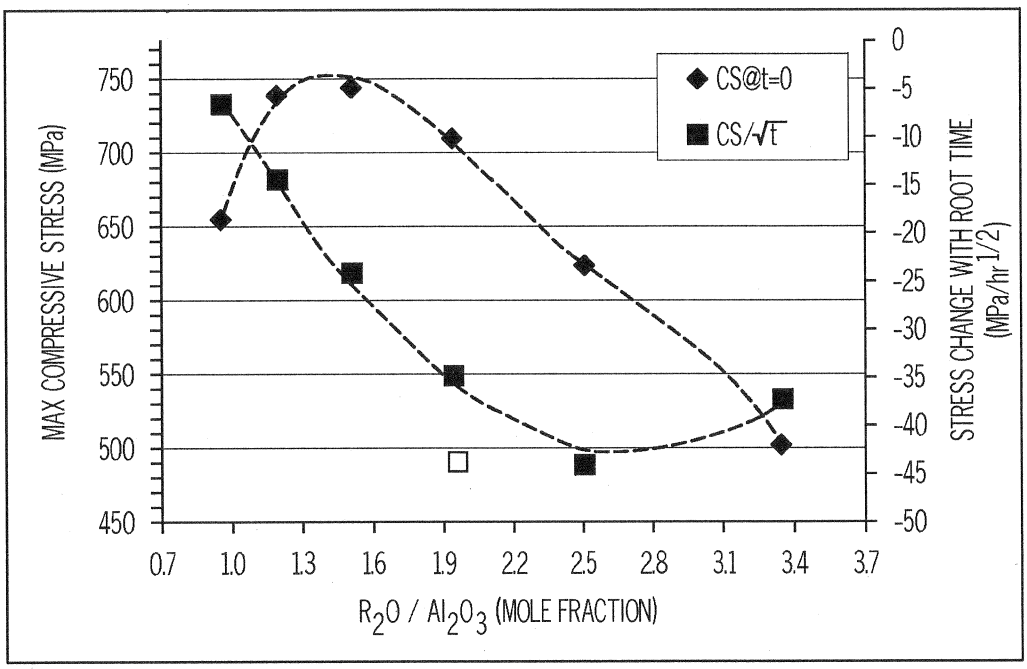
750
700
650
600
550
500
450
0
-5
-10
-15
-20
-25
-30
-35
-40
-45
-50
CS@t=0
CS/√t
MAX COMPRESSIVE STRESS (MPa)
STRESS CHANGE WITH ROOT TIME (MPa/hr1/2)
0.7
1.0
1.3
1.6
1.9
2.2
2.5
2.8
3.1
3.4
3.7
R2O / Al2O3 (MOLE FRACTION)

FIG. 2