FIG. 1

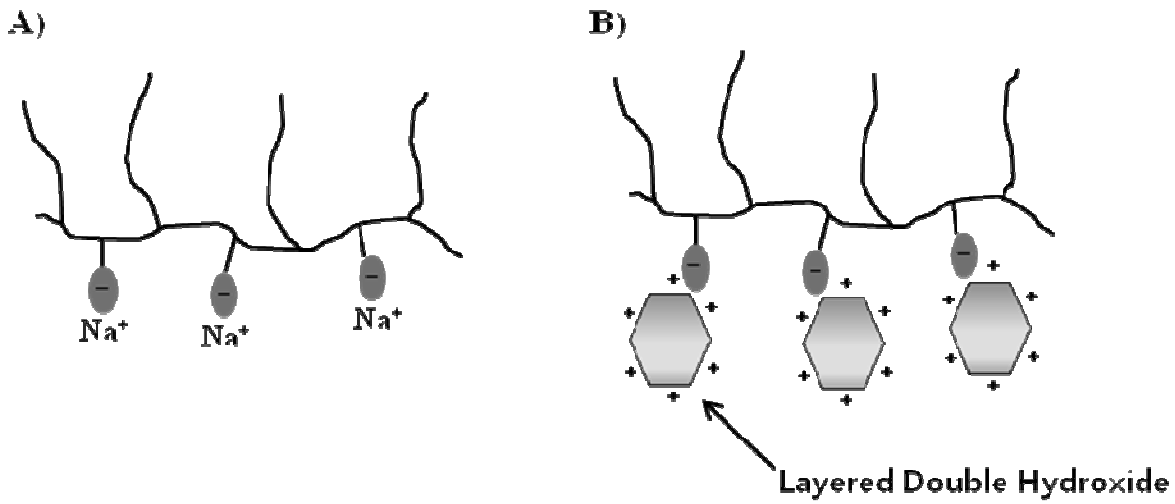

FIG. 2

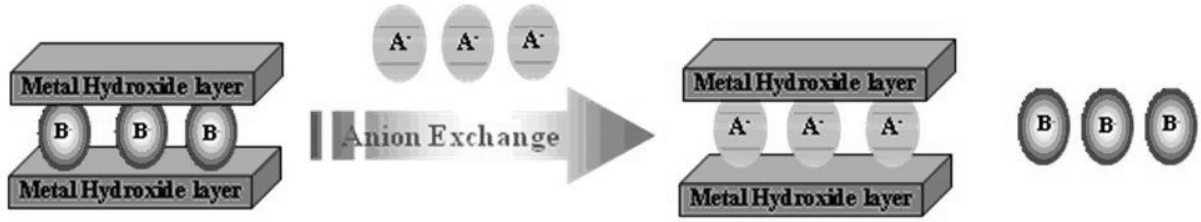

A^- : Corrosive anion (Cl^-, SO_4^{2-})

B^- : Anti-corrosive anion

Anion electron charge balance

$A^- > B^-$

FIG. 3

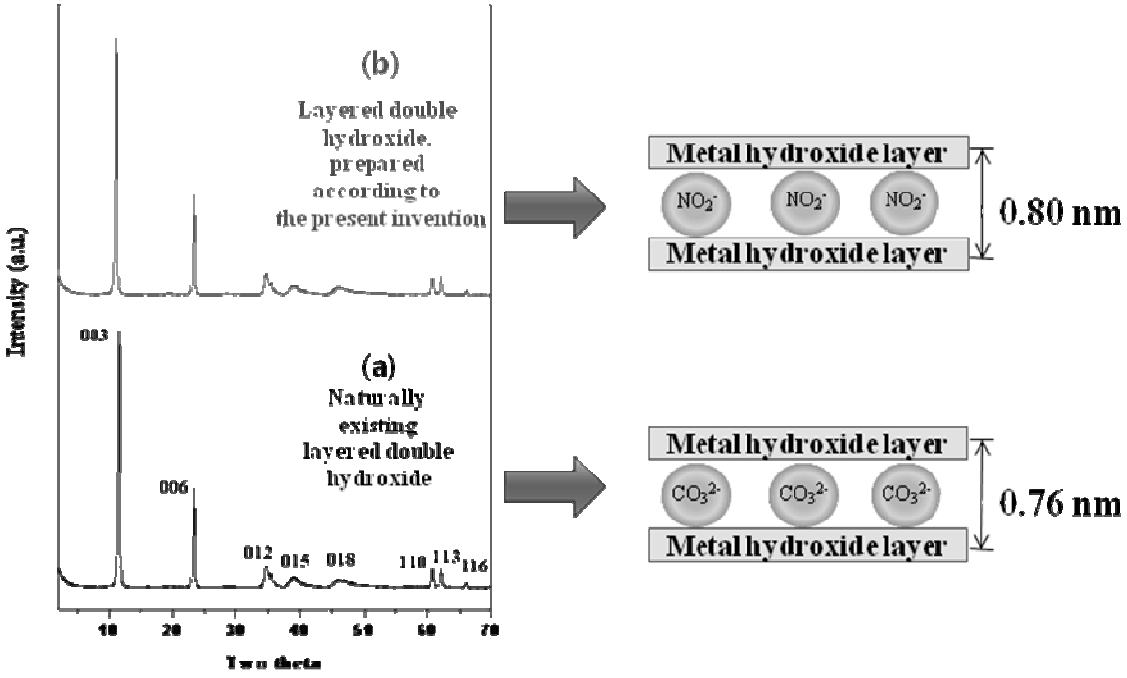
(b)
Layered double hydroxide, prepared according to the present invention
(a)
Naturally existing layered double hydroxide
003
006
012
015
018
110
113
116
Intensity (a.u.)
Two theta
Metal hydroxide layer
NO2-
NO2-
NO2-
Metal hydroxide layer
0.80 nm
Metal hydroxide layer
CO3 2-
CO3 2-
CO3 2-
Metal hydroxide layer
0.76 nm

FIG. 4A



FIG. 4B



FIG. 4C



FIG. 4D



FIG. 5

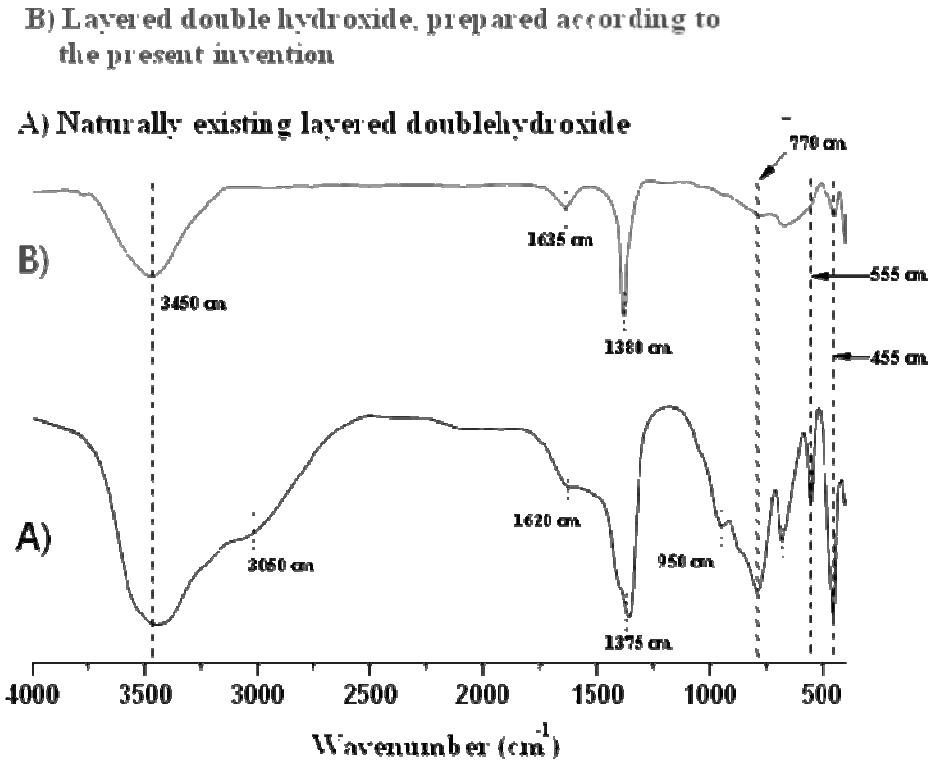
B) Layered double hydroxide, prepared according to the present invention
A) Naturally existing layered doublehydroxide
B)
A)
3450 cm
1635 cm
1380 cm
770 cm
555 cm
455 cm
3050 cm
1620 cm
1375 cm
950 cm
4000
3500
3000
2500
2000
1500
1000
500
Wavenumber (cm-1)

FIG. 6



FIG. 7A



FIG. 7B



FIG. 7C



FIG. 7D



FIG. 7E



FIG. 7F

