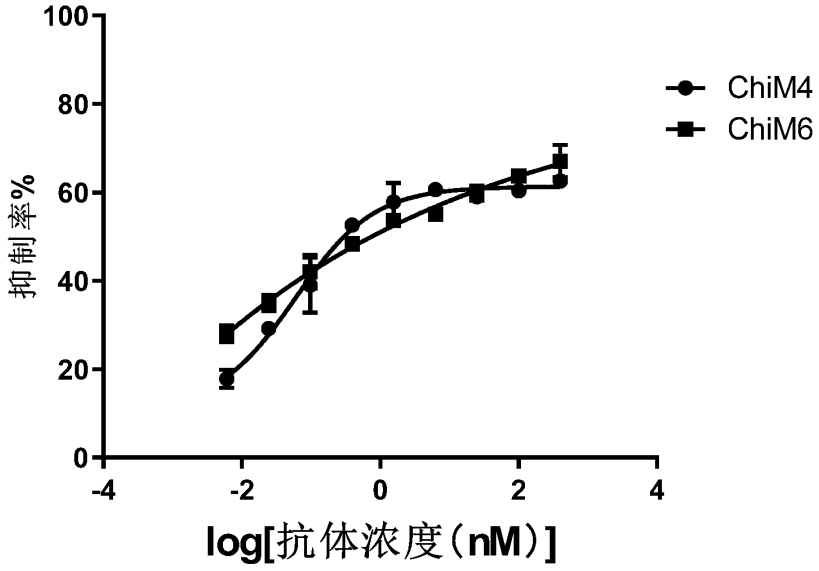
100
80
60
40
20
0
-4
-2
0
2
4
抑制率%
log[抗体浓度(nM)]
ChiM4
ChiM6

图 1

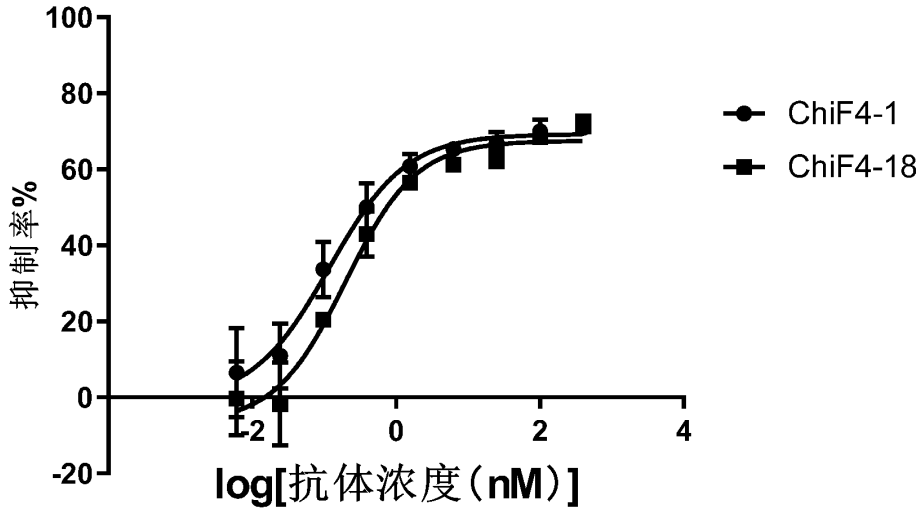
100
80
60
40
20
0
-20
-2
0
2
4
抑制率%
log[抗体浓度(nM)]
ChiF4-1
ChiF4-18

图 2

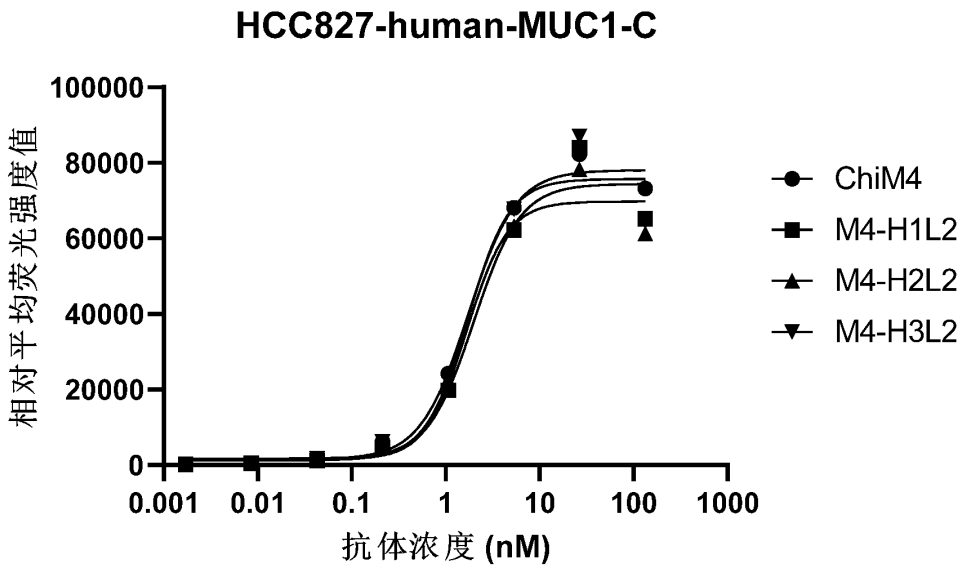
HCC827-human-MUC1-C
相对平均荧光强度值
100000
80000
60000
40000
20000
0
0.001
0.01
0.1
1
10
100
1000
抗体浓度 (nM)
ChiM4
M4-H1L2
M4-H2L2
M4-H3L2

图 3A

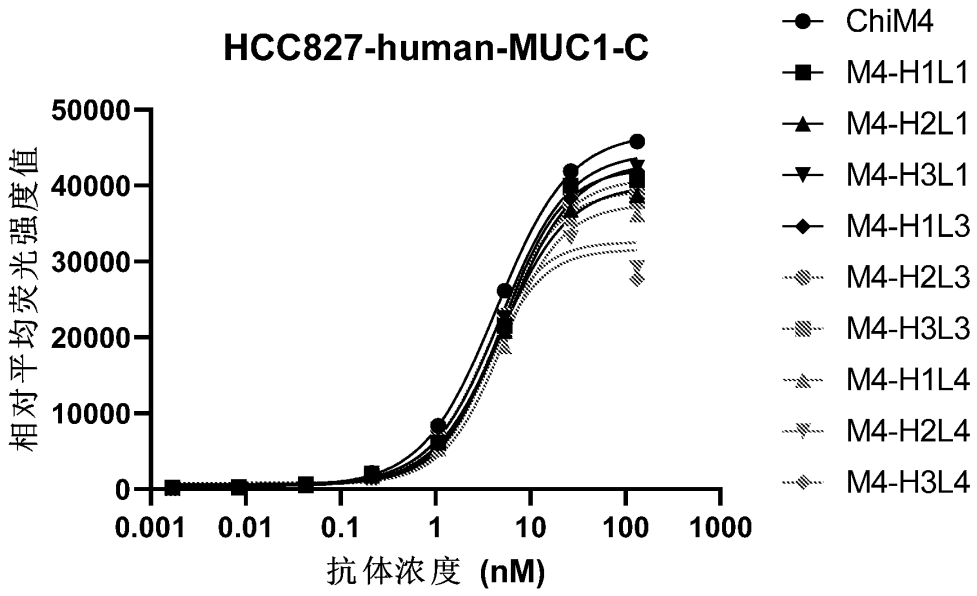
HCC827-human-MUC1-C
相对平均荧光强度值
50000
40000
30000
20000
10000
0
0.001
0.01
0.1
1
10
100
1000
抗体浓度 (nM)
ChiM4
M4-H1L1
M4-H2L1
M4-H3L1
M4-H1L3
M4-H2L3
M4-H3L3
M4-H1L4
M4-H2L4
M4-H3L4

图 3B

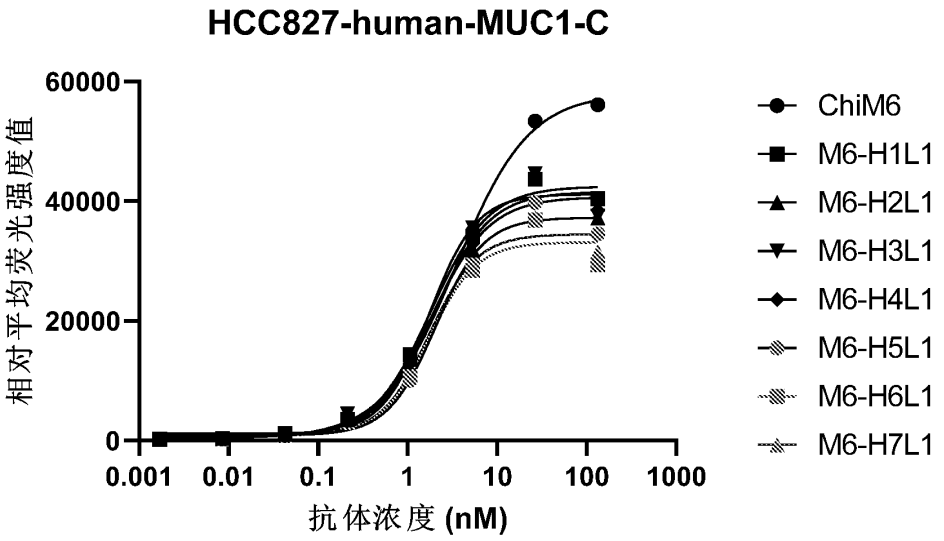
HCC827-human-MUC1-C
相对平均荧光强度值
60000
40000
20000
0
0.001
0.01
0.1
1
10
100
1000
抗体浓度 (nM)
ChiM6
M6-H1L1
M6-H2L1
M6-H3L1
M6-H4L1
M6-H5L1
M6-H6L1
M6-H7L1

图 3C

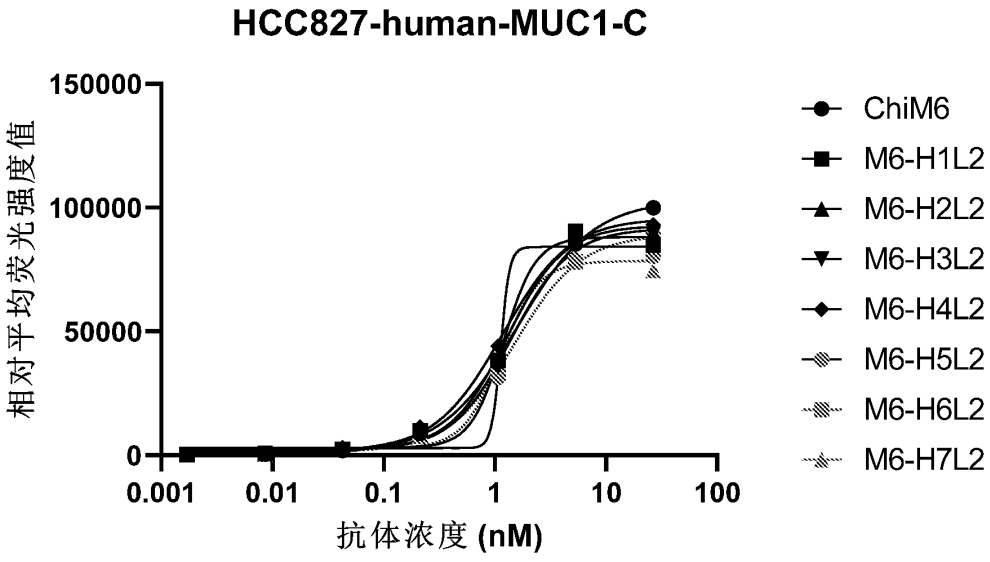
HCC827-human-MUC1-C
相对平均荧光强度值
150000
100000
50000
0
0.001
0.01
0.1
1
10
100
抗体浓度 (nM)
ChiM6
M6-H1L2
M6-H2L2
M6-H3L2
M6-H4L2
M6-H5L2
M6-H6L2
M6-H7L2

图 3D

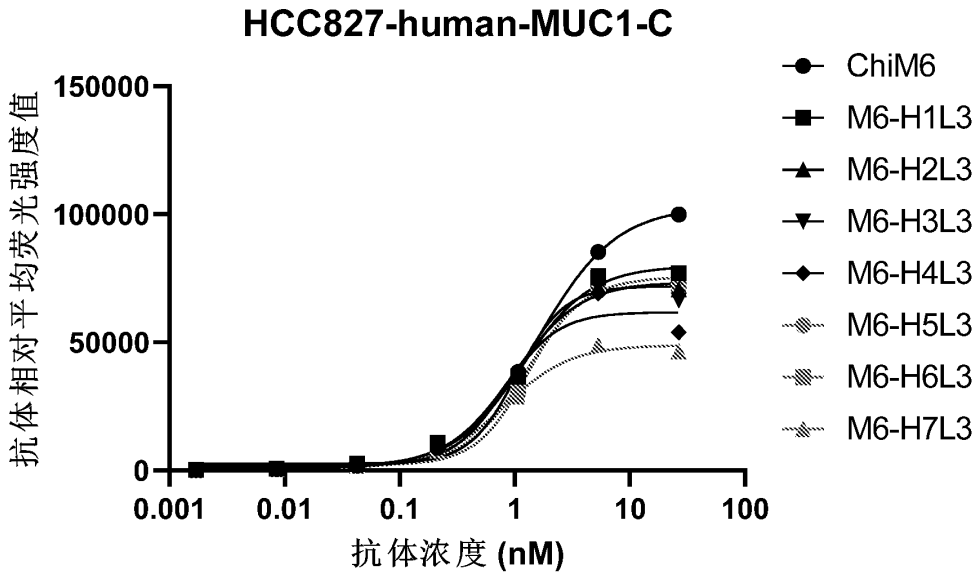
HCC827-human-MUC1-C
抗体相对平均荧光强度值
150000
100000
50000
0
0.001
0.01
0.1
1
10
100
抗体浓度 (nM)
ChiM6
M6-H1L3
M6-H2L3
M6-H3L3
M6-H4L3
M6-H5L3
M6-H6L3
M6-H7L3

图 3E

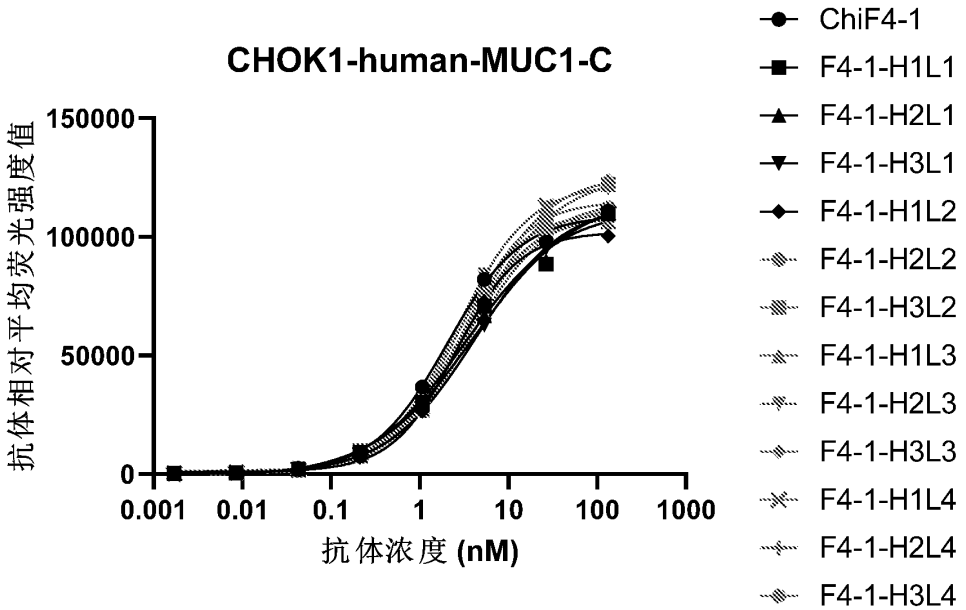
CHOK1-human-MUC1-C
抗体相对平均荧光强度值
150000
100000
50000
0
0.001
0.01
0.1
1
10
100
1000
抗体浓度 (nM)
ChiF4-1
F4-1-H1L1
F4-1-H2L1
F4-1-H3L1
F4-1-H1L2
F4-1-H2L2
F4-1-H3L2
F4-1-H1L3
F4-1-H2L3
F4-1-H3L3
F4-1-H1L4
F4-1-H2L4
F4-1-H3L4

图 3F

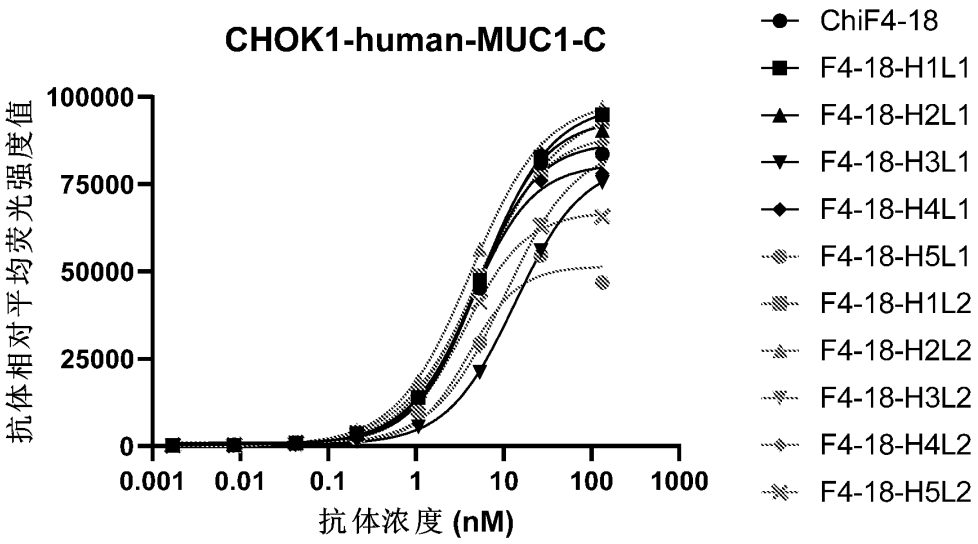
CHOK1-human-MUC1-C
抗体相对平均荧光强度值
100000
75000
50000
25000
0
0.001
0.01
0.1
1
10
100
1000
抗体浓度 (nM)
ChiF4-18
F4-18-H1L1
F4-18-H2L1
F4-18-H3L1
F4-18-H4L1
F4-18-H5L1
F4-18-H1L2
F4-18-H2L2
F4-18-H3L2
F4-18-H4L2
F4-18-H5L2

图 3G

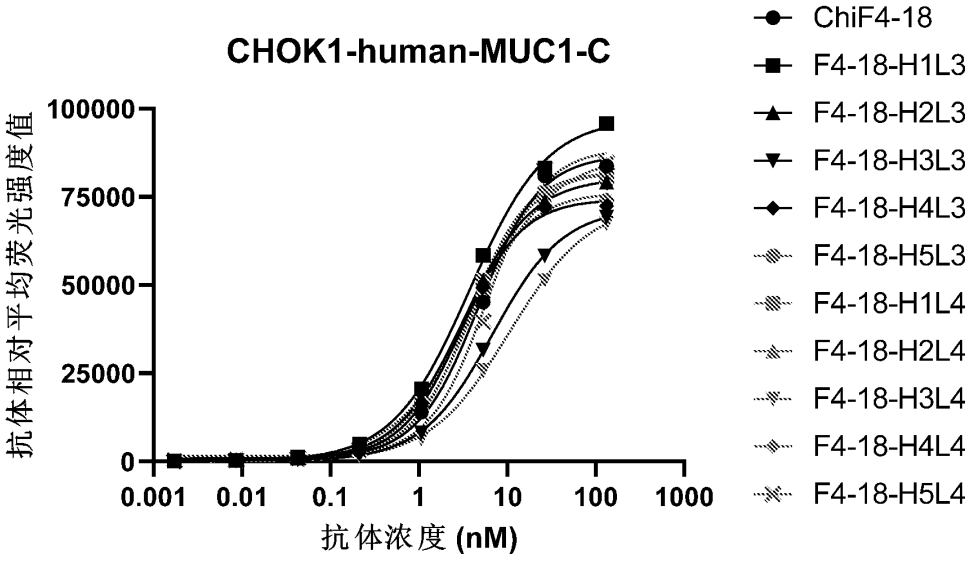
CHOK1-human-MUC1-C
抗体相对平均荧光强度值
100000
75000
50000
25000
0
0.001
0.01
0.1
1
10
100
1000
抗体浓度 (nM)
ChiF4-18
F4-18-H1L3
F4-18-H2L3
F4-18-H3L3
F4-18-H4L3
F4-18-H5L3
F4-18-H1L4
F4-18-H2L4
F4-18-H3L4
F4-18-H4L4
F4-18-H5L4

图 3H

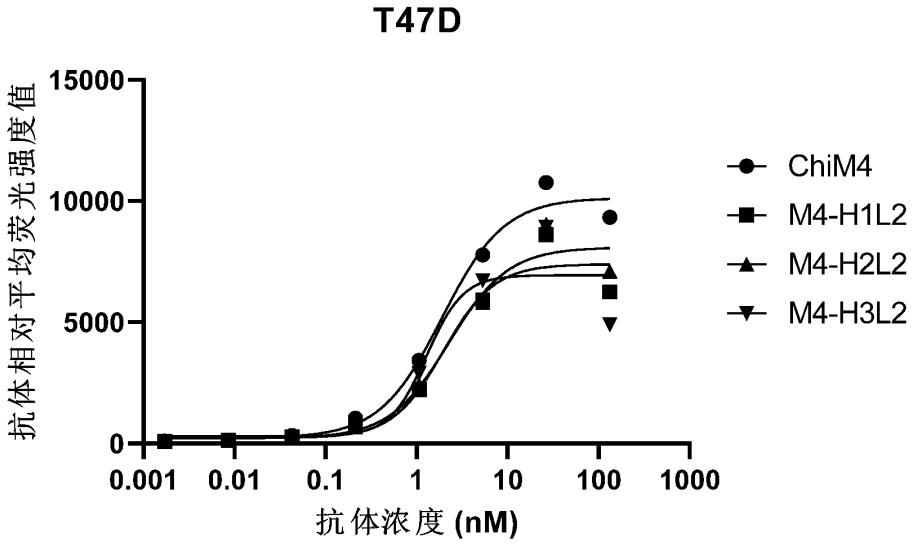
T47D
抗体相对平均荧光强度值
15000
10000
5000
0
0.001
0.01
0.1
1
10
100
1000
抗体浓度 (nM)
ChiM4
M4-H1L2
M4-H2L2
M4-H3L2

图 3I

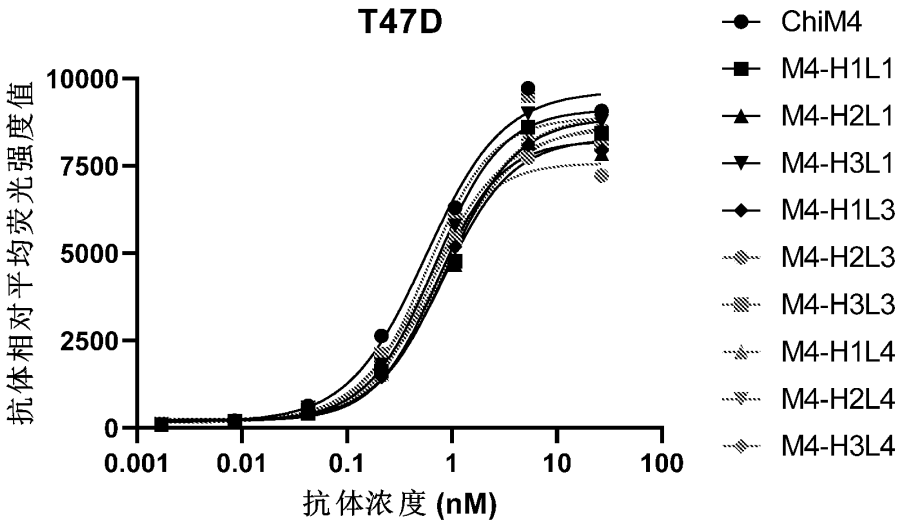
T47D
抗体相对平均荧光强度值
10000
7500
5000
2500
0
0.001
0.01
0.1
1
10
100
抗体浓度 (nM)
ChiM4
M4-H1L1
M4-H2L1
M4-H3L1
M4-H1L3
M4-H2L3
M4-H3L3
M4-H1L4
M4-H2L4
M4-H3L4

图 3J

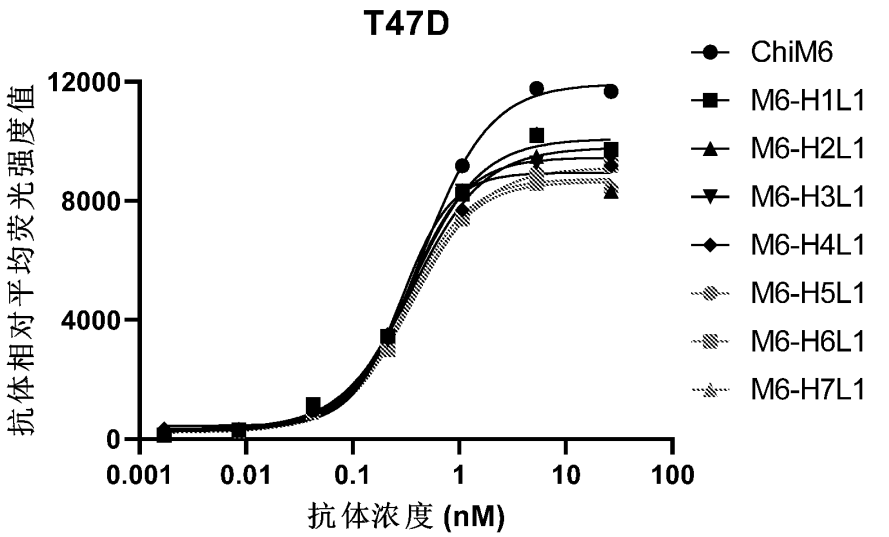
T47D
抗体相对平均荧光强度值
12000
8000
4000
0
0.001
0.01
0.1
1
10
100
抗体浓度 (nM)
ChiM6
M6-H1L1
M6-H2L1
M6-H3L1
M6-H4L1
M6-H5L1
M6-H6L1
M6-H7L1

图 3K

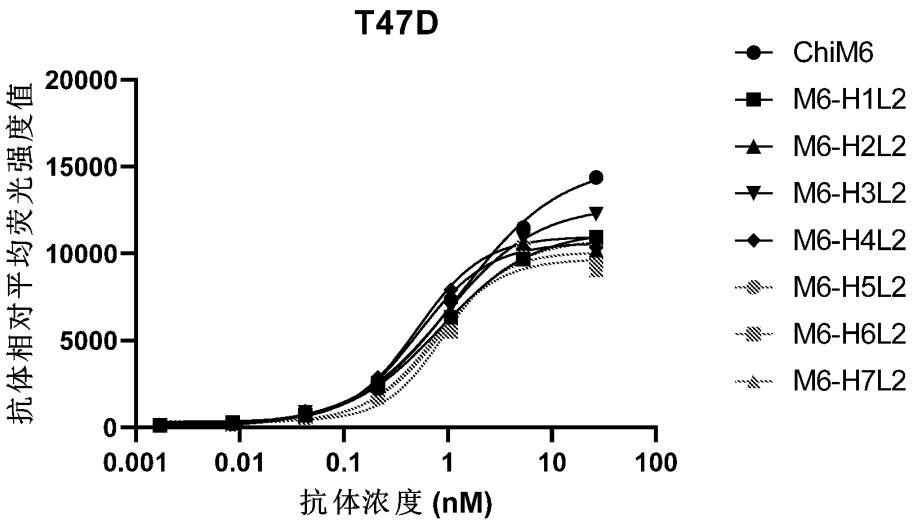
T47D
抗体相对平均荧光强度值
20000
15000
10000
5000
0
0.001
0.01
0.1
1
10
100
抗体浓度 (nM)
ChiM6
M6-H1L2
M6-H2L2
M6-H3L2
M6-H4L2
M6-H5L2
M6-H6L2
M6-H7L2

图 3L

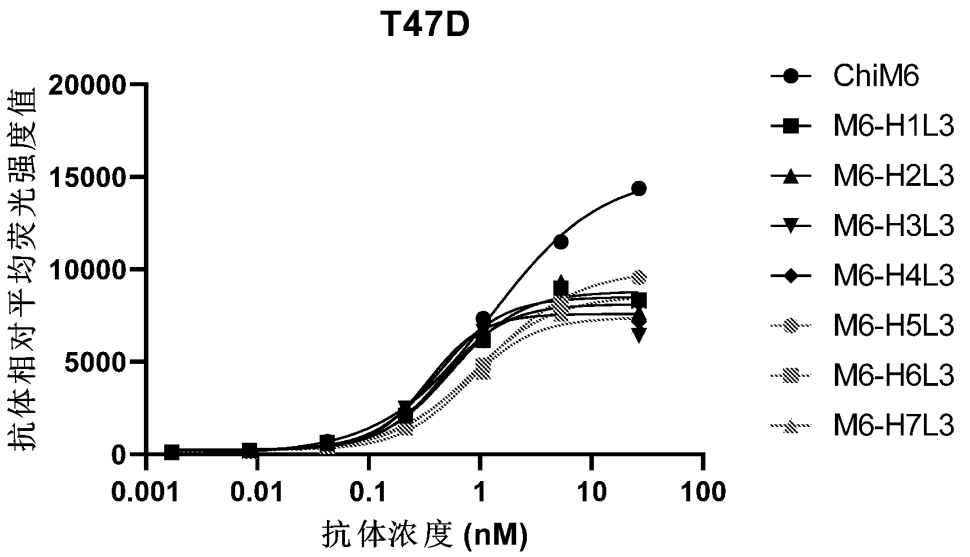
T47D
抗体相对平均荧光强度值
20000
15000
10000
5000
0
0.001
0.01
0.1
1
10
100
抗体浓度 (nM)
ChiM6
M6-H1L3
M6-H2L3
M6-H3L3
M6-H4L3
M6-H5L3
M6-H6L3
M6-H7L3

图 3M

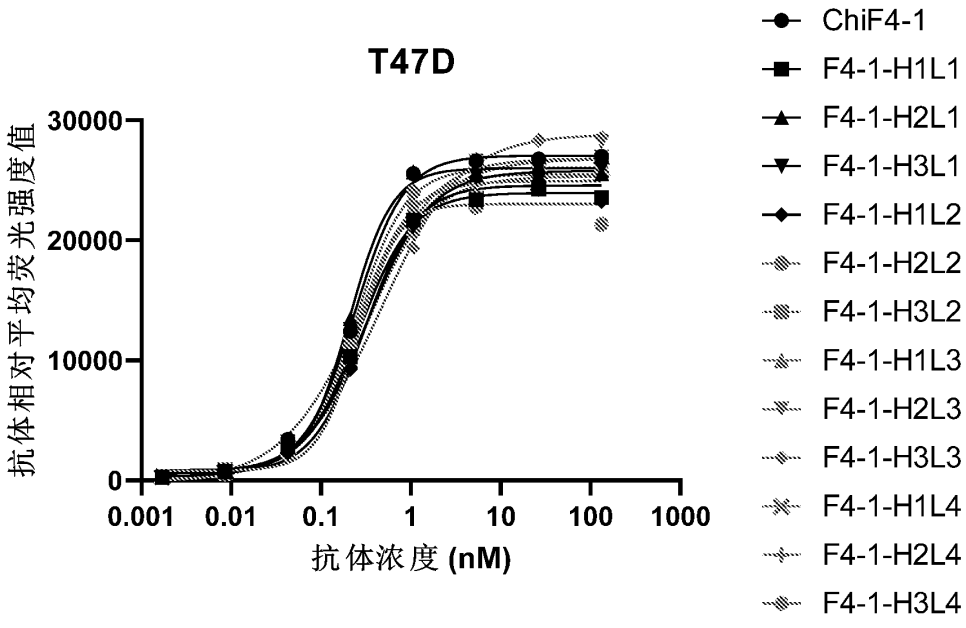
T47D
抗体相对平均荧光强度值
30000
20000
10000
0
0.001
0.01
0.1
1
10
100
1000
抗体浓度 (nM)
ChiF4-1
F4-1-H1L1
F4-1-H2L1
F4-1-H3L1
F4-1-H1L2
F4-1-H2L2
F4-1-H3L2
F4-1-H1L3
F4-1-H2L3
F4-1-H3L3
F4-1-H1L4
F4-1-H2L4
F4-1-H3L4

图 3N

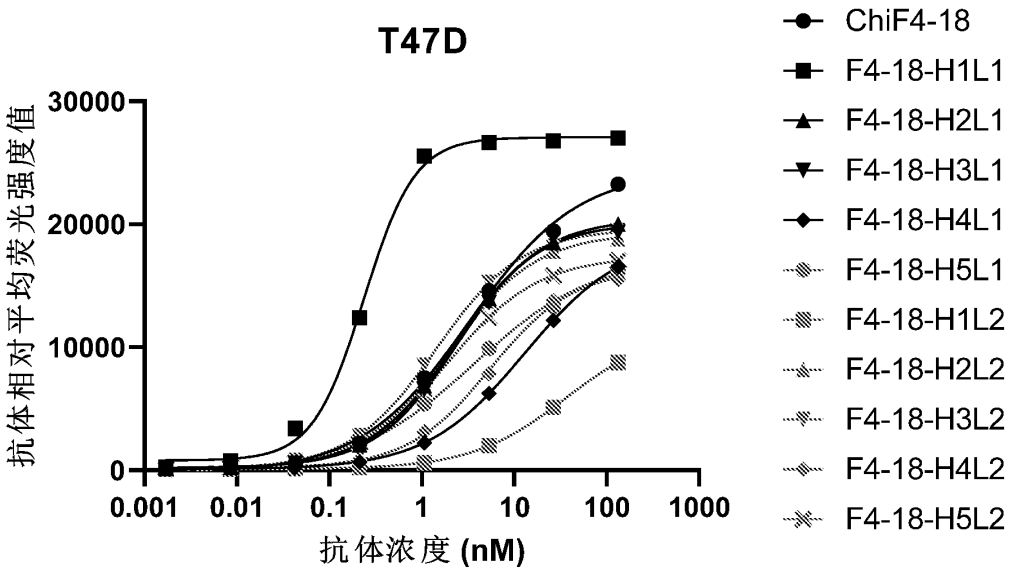
T47D
抗体相对平均荧光强度值
30000
20000
10000
0
0.001
0.01
0.1
1
10
100
1000
抗体浓度 (nM)
ChiF4-18
F4-18-H1L1
F4-18-H2L1
F4-18-H3L1
F4-18-H4L1
F4-18-H5L1
F4-18-H1L2
F4-18-H2L2
F4-18-H3L2
F4-18-H4L2
F4-18-H5L2

图 3O

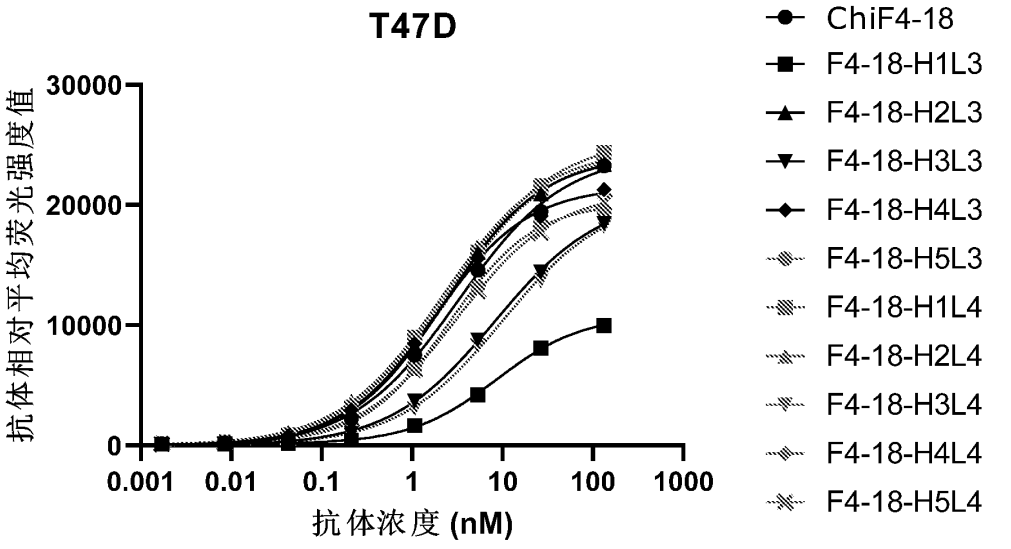
T47D
抗体相对平均荧光强度值
30000
20000
10000
0
0.001
0.01
0.1
1
10
100
1000
抗体浓度 (nM)
ChiF4-18
F4-18-H1L3
F4-18-H2L3
F4-18-H3L3
F4-18-H4L3
F4-18-H5L3
F4-18-H1L4
F4-18-H2L4
F4-18-H3L4
F4-18-H4L4
F4-18-H5L4

图 3P

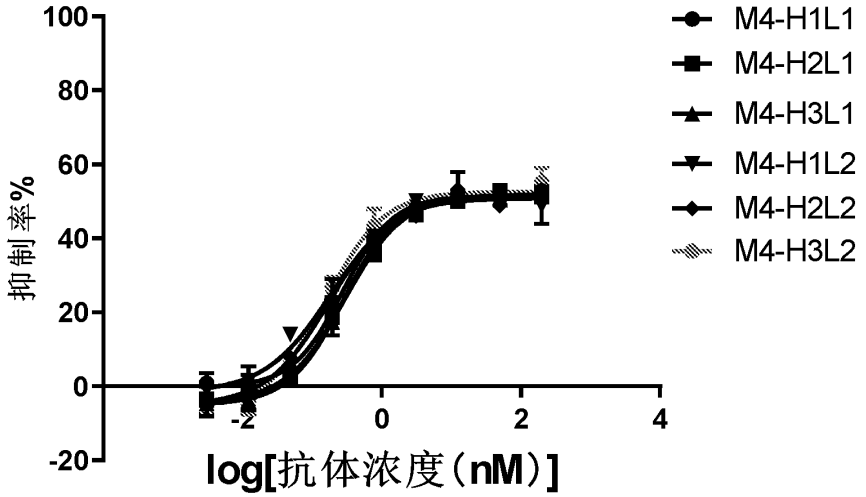
100
80
60
40
20
0
-20
抑制率%
-2
0
2
4
log[抗体浓度(nM)]
M4-H1L1
M4-H2L1
M4-H3L1
M4-H1L2
M4-H2L2
M4-H3L2

图 4A

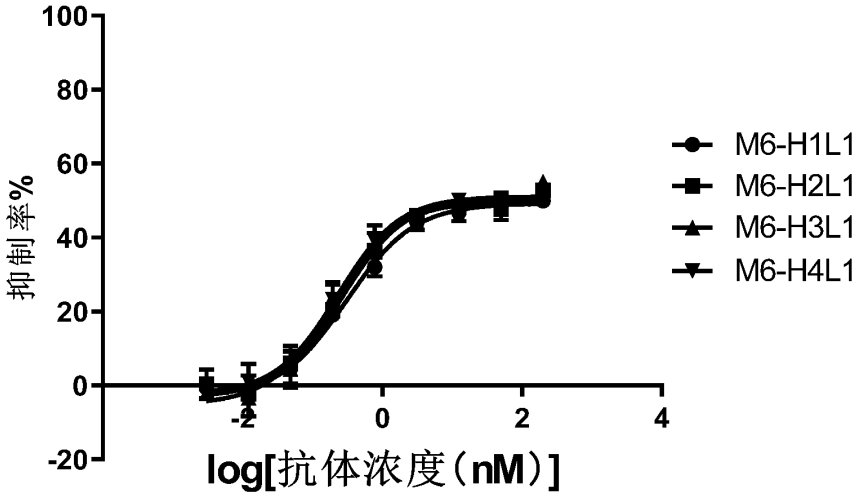
100
80
60
40
20
0
-20
抑制率%
-2
0
2
4
log[抗体浓度(nM)]
M6-H1L1
M6-H2L1
M6-H3L1
M6-H4L1

图 4B

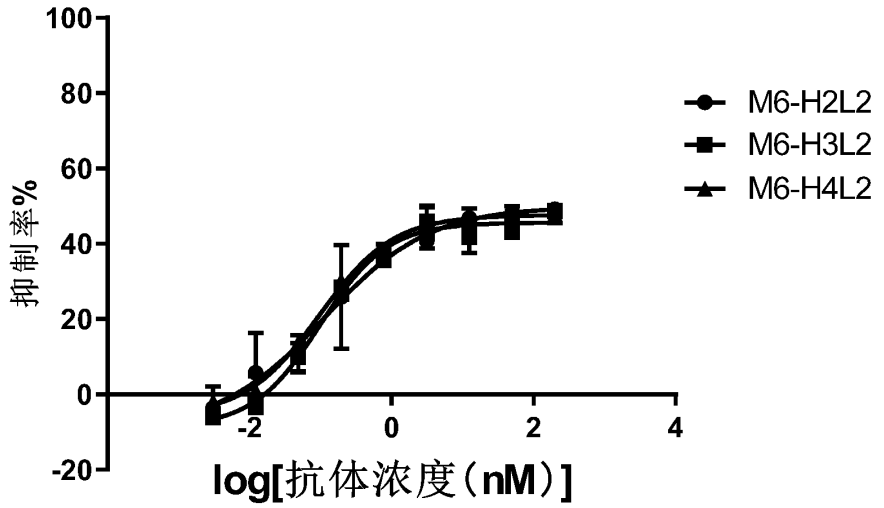
100
80
60
40
20
0
-20
抑制率%
-2
0
2
4
log[抗体浓度(nM)]
M6-H2L2
M6-H3L2
M6-H4L2

图 4C

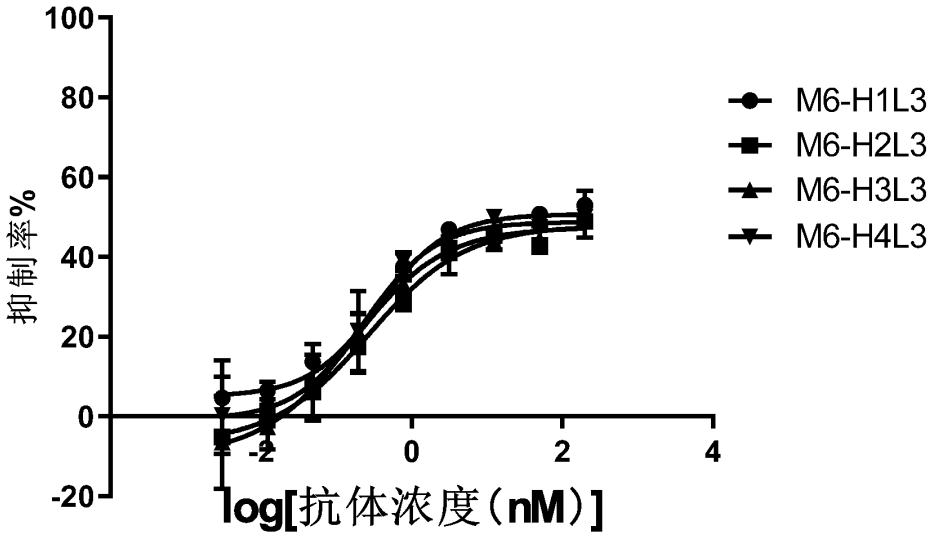
100
80
60
40
20
0
-20
抑制率%
-2
0
2
4
log[抗体浓度(nM)]
M6-H1L3
M6-H2L3
M6-H3L3
M6-H4L3

图 4D

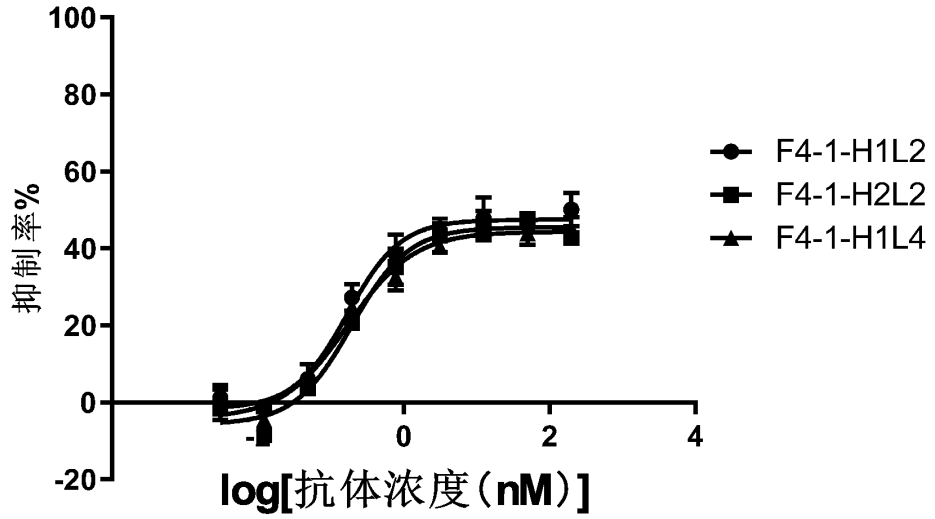
100
80
60
40
20
0
-20
抑制率%
-
0
2
4
log[抗体浓度(nM)]
F4-1-H1L2
F4-1-H2L2
F4-1-H1L4

图 4E

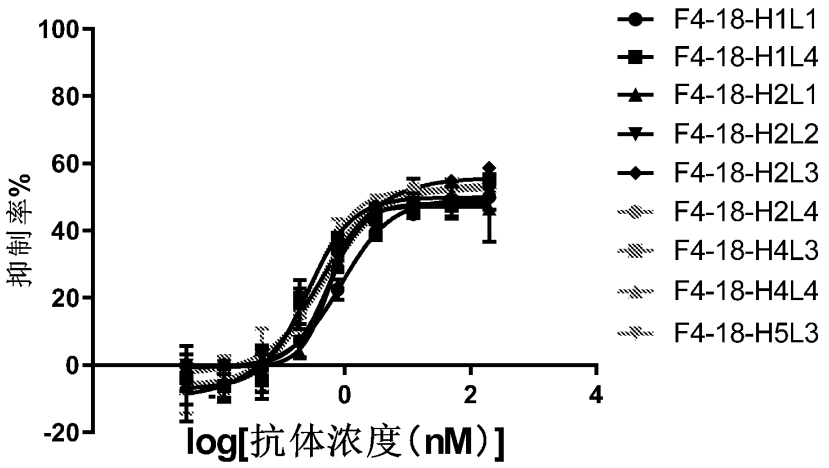
100
80
60
40
20
0
-20
抑制率%
-
0
2
4
log[抗体浓度(nM)]
F4-18-H1L1
F4-18-H1L4
F4-18-H2L1
F4-18-H2L2
F4-18-H2L3
F4-18-H2L4
F4-18-H4L3
F4-18-H4L4
F4-18-H5L3

图 4F

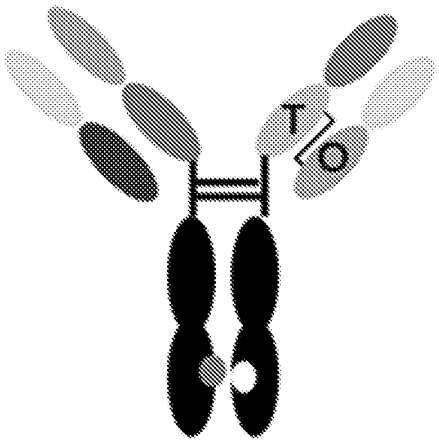
T
O

图 5

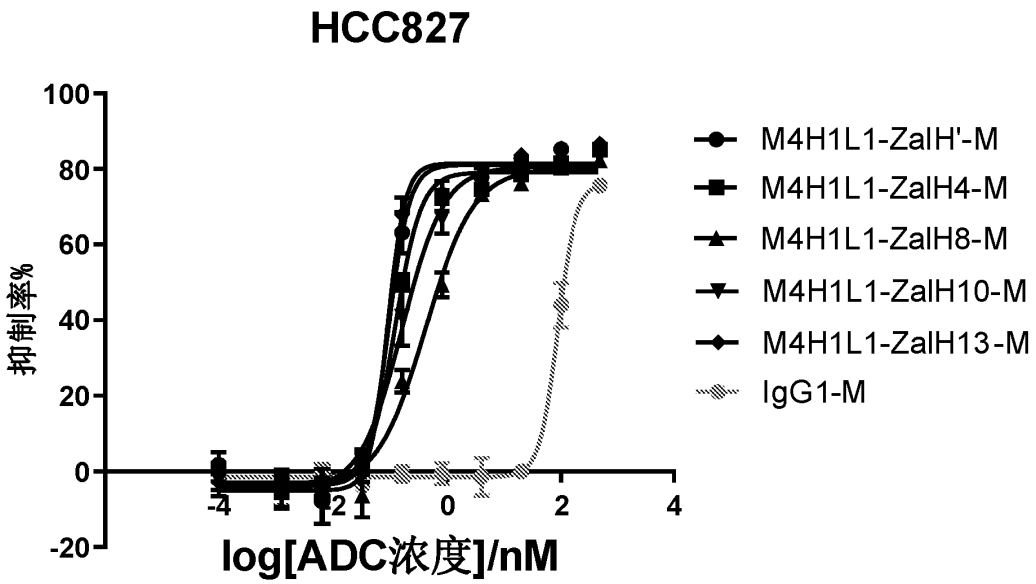
HCC827
100
80
60
40
20
0
-20
抑制率%
-4
-2
-1
0
2
4
log[ADC浓度]/nM
M4H1L1-ZalH'-M
M4H1L1-ZalH4-M
M4H1L1-ZalH8-M
M4H1L1-ZalH10-M
M4H1L1-ZalH13-M
IgG1-M

图 6A

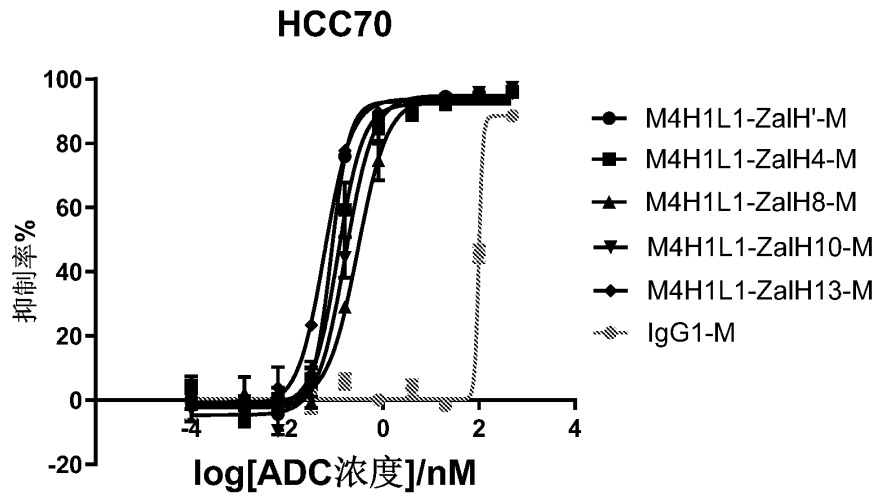
HCC70
抑制率%
100
80
60
40
20
0
-20
-4
-2
0
2
4
log[ADC浓度]/nM
M4H1L1-ZalH'-M
M4H1L1-ZalH4-M
M4H1L1-ZalH8-M
M4H1L1-ZalH10-M
M4H1L1-ZalH13-M
IgG1-M

图 6B

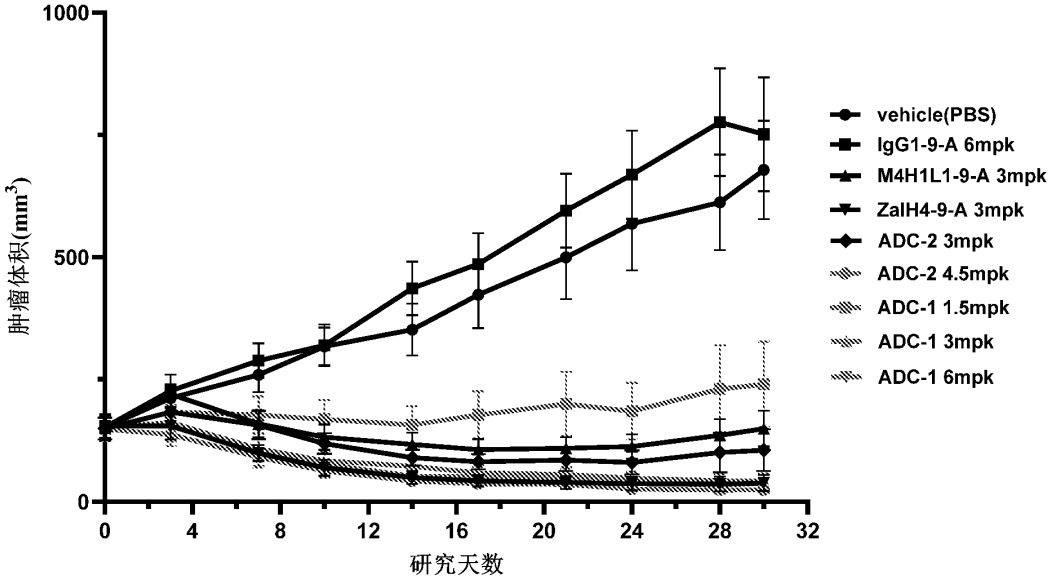
肿瘤体积(mm3)
1000
500
0
0
4
8
12
16
20
24
28
32
研究天数
vehicle(PBS)
IgG1-9-A 6mpk
M4H1L1-9-A 3mpk
ZalH4-9-A 3mpk
ADC-2 3mpk
ADC-2 4.5mpk
ADC-1 1.5mpk
ADC-1 3mpk
ADC-1 6mpk

图 7A

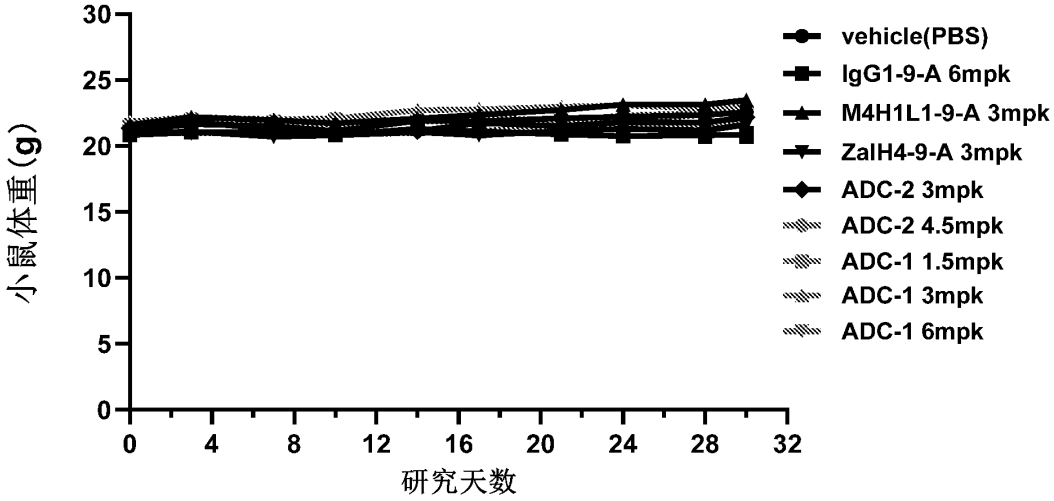
小鼠体重(g)
研究天数
vehicle(PBS)
IgG1-9-A 6mpk
M4H1L1-9-A 3mpk
ZalH4-9-A 3mpk
ADC-2 3mpk
ADC-2 4.5mpk
ADC-1 1.5mpk
ADC-1 3mpk
ADC-1 6mpk

图 7B

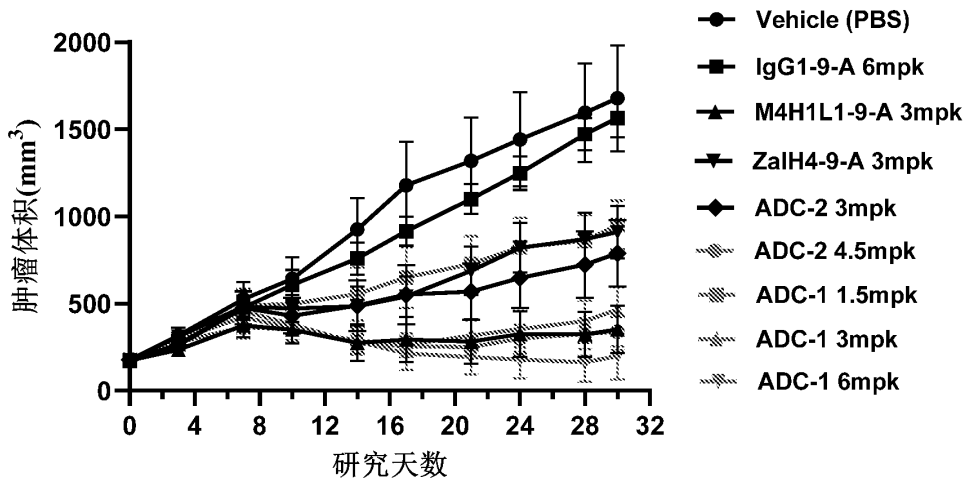
肿瘤体积(mm3)
研究天数
Vehicle (PBS)
IgG1-9-A 6mpk
M4H1L1-9-A 3mpk
ZalH4-9-A 3mpk
ADC-2 3mpk
ADC-2 4.5mpk
ADC-1 1.5mpk
ADC-1 3mpk
ADC-1 6mpk

图 8A

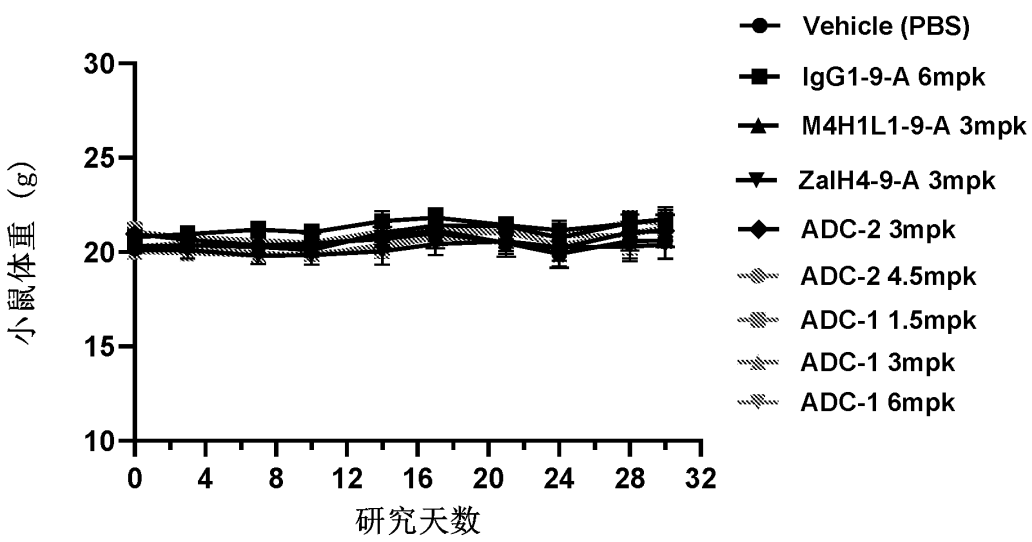
Vehicle (PBS)
IgG1-9-A 6mpk
M4H1L1-9-A 3mpk
ZalH4-9-A 3mpk
ADC-2 3mpk
ADC-2 4.5mpk
ADC-1 1.5mpk
ADC-1 3mpk
ADC-1 6mpk
小鼠体重（g）
30
25
20
15
10
0
4
8
12
16
20
24
28
32
研究天数

图 8B