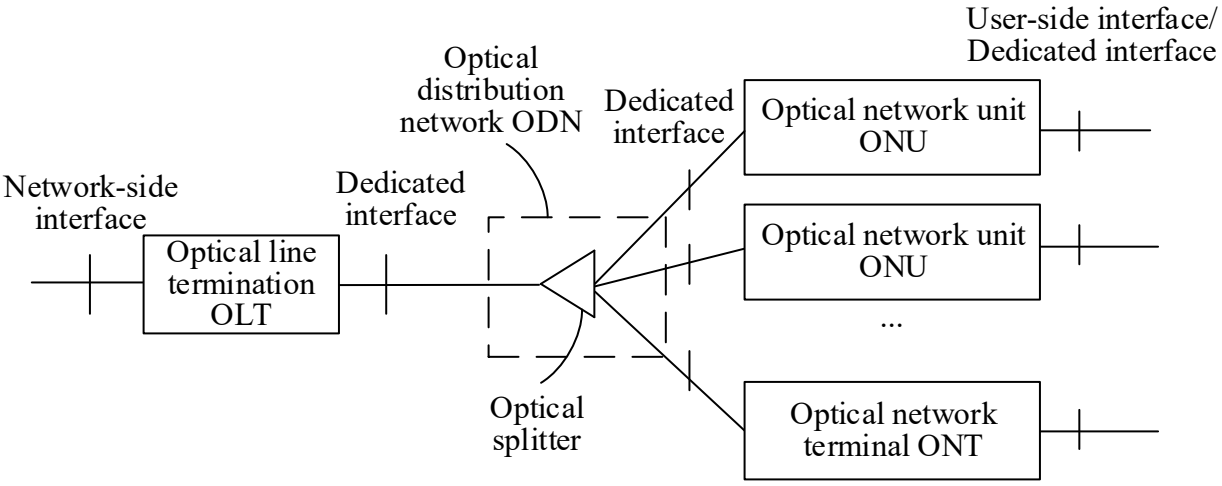

FIG. 1A

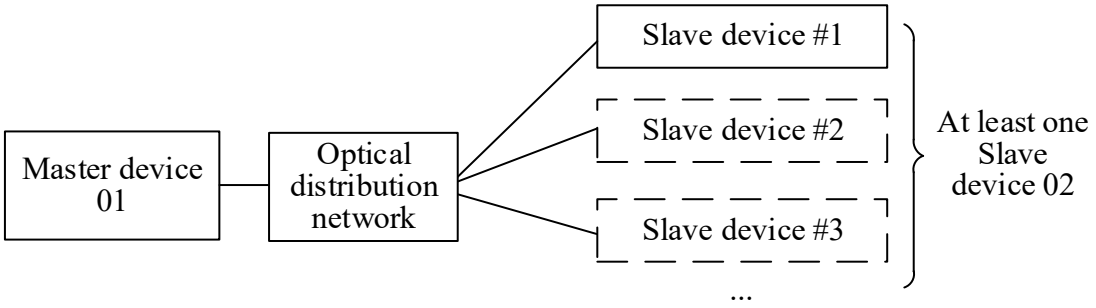

FIG. 1B

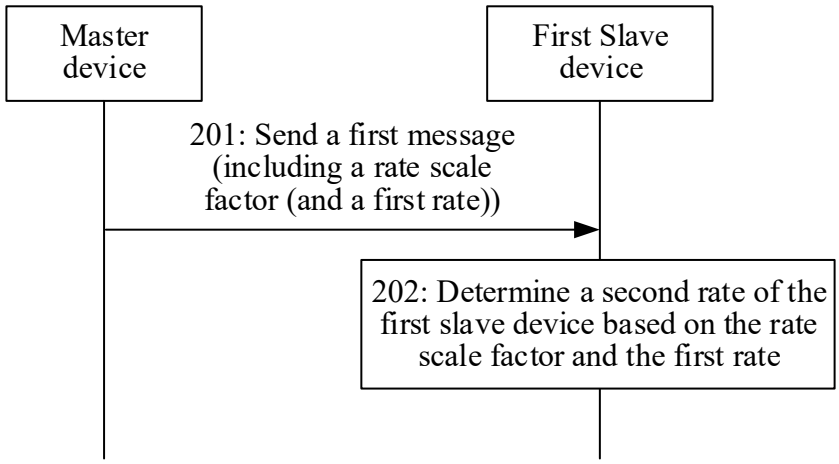

FIG. 2

Domain	Byte	8	7	6	5	4	3	2	1	Descriptions
Transaction correlation identifier	1 and 2									
Message type	3	0	1	0						bit 8=0, bit 7: AR, bit 6: AK, and bits 5 to 1: action=create
Device identifier	4	0	0	0	0	1	0	1	0	Baseline OMCI=0x0A
Message entity identifier	5 and 6									Entity type value=280, indicating a traffic descriptor managed entity
	7 and 8									Entity instance
Message contents	9 to 12									Attribute value of a CIR attribute (4 bytes)
	13 to 16									Attribute value of a PIR attribute (4 bytes)
	...									Attribute values of other attributes
	29 and 30									Attribute value of a rate scale factor attribute (2 bytes)
	31 to 40									Filled with 0s
Message integrity check	41 to 48									Used for message integrity check

FIG. 3A

Domain	Byte	8	7	6	5	4	3	2	1	Descriptions
Transaction correlation identifier	1 and 2									
Message type	3	0	1	0						bit 8=0, bit 7: AR, bit 6: AK, and bits 5 to 1: action=create
Device identifier	4	0	0	0	0	1	0	1	0	Baseline OMCI=0x0A
Message entity identifier	5 and 6									Entity type value=280, indicating a traffic descriptor managed entity
	7 and 8									Entity instance
Message contents	9 to 12									Attribute value of a CIR attribute (4 bytes)
	13 to 16									Attribute value of a PIR attribute (4 bytes)
	...									Attribute values of other attributes
	29 to 40									Filled with 0s
Message integrity check	41 to 48									Used for message integrity check

FIG. 3B

Domain	Byte	8	7	6	5	4	3	2	1	Descriptions
Transaction correlation identifier	1 and 2									
Message type	3	0	1	0						bit 8=0, bit 7: AR, bit 6: AK, and bits 5 to 1: action=set
Device identifier	4	0	0	0	0	1	0	1	0	Baseline OMCI=0x0A
Message entity identifier	5 and 6									Entity type value=280, indicating a traffic descriptor managed entity
	7 and 8									Entity instance
Message contents	9	1	1							Attribute mask
	10	1								
	11 to 14									Attribute value of a CIR attribute (4 bytes)
	15 to 18									Attribute value of a PIR attribute (4 bytes)
	...									Attribute values of other attributes
	n to (n+2)									Attribute value of a rate scale factor attribute (2 bytes)
	(n+3) to 40									Filled with 0s
Message integrity check	41 to 48									Used for message integrity check

FIG. 3C

Domain	Byte	8	7	6	5	4	3	2	1	Descriptions
Transaction correlation identifier	1 and 2									
Message type	3	0	1	0						bit 8=0, bit 7: AR, bit 6: AK, and bits 5 to 1: action=set
Device identifier	4	0	0	0	0	1	0	1	0	Baseline OMCI=0x0A
Message entity identifier	5 and 6									Entity type value=280, indicating a traffic descriptor managed entity
	7 and 8									Entity instance
Message contents	9	1	1							Attribute mask
	10	0								
	11 to 14									Attribute value of a CIR attribute (4 bytes)
	15 to 18									Attribute value of a PIR attribute (4 bytes)
	...									Attribute values of other attributes
	31 to 40									Filled with 0s
Message integrity check	41 to 48									Used for message integrity check

FIG. 3D

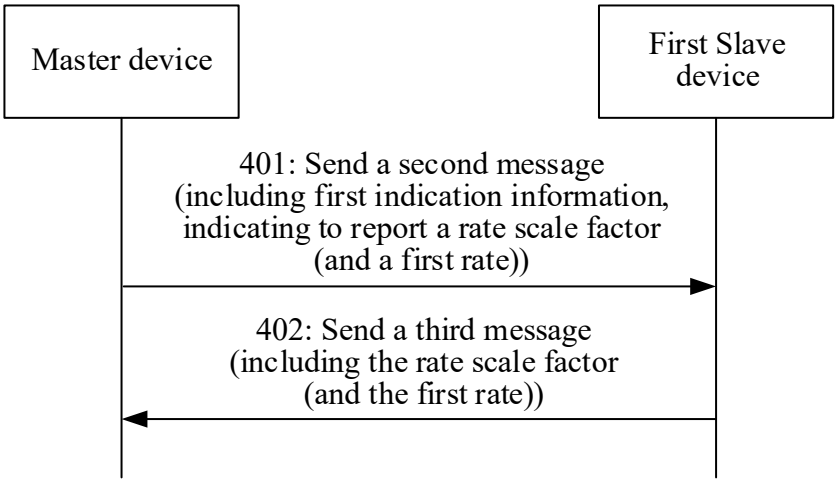
Master device
First Slave device
401: Send a second message (including first indication information, indicating to report a rate scale factor (and a first rate))
402: Send a third message (including the rate scale factor (and the first rate))

FIG. 4

Domain	Byte	8	7	6	5	4	3	2	1	Descriptions
Transaction correlation identifier	1 and 2									
Message type	3	0	1	0						bit 8=0, bit 7: AR, bit 6: AK, and bits 5 to 1: action=get
Device identifier	4	0	0	0	0	1	0	1	0	Baseline OMCI=0x0A
Message entity identifier	5 and 6									Entity type value=280, indicating a traffic descriptor managed entity
	7 and 8									Entity instance
Message contents	9	1	1							Attribute mask
	10	1								
	11 to 40									Filled with 0s
Message integrity check	41 to 48									Used for message integrity check

FIG. 5A

Domain	Byte	8	7	6	5	4	3	2	1	Descriptions
Transaction correlation identifier	1 and 2									
Message type	3	0	1	0						bit 8=0, bit 7: AR, bit 6: AK, and bits 5 to 1: action=get
Device identifier	4	0	0	0	0	1	0	1	0	Baseline OMCI=0x0A
Message entity identifier	5 and 6									Entity type value=280, indicating a traffic descriptor managed entity
	7 and 8									Entity instance
Message contents	9	1	1							Attribute mask
	10	0								
	11 to 40									Filled with 0s
Message integrity check	41 to 48									Used for message integrity check

FIG. 5B

Domain	Byte	8	7	6	5	4	3	2	1	Descriptions
Transaction correlation identifier	1 and 2									
Message type	3	0	0	1						bit 8=0, bit 7: AR, bit 6: AK, and bits 5 to 1: action=get
Device identifier	4	0	0	0	0	1	0	1	0	Baseline OMCI=0x0A
Message entity identifier	5 and 6									Entity type value=280, indicating a traffic descriptor managed entity
	7 and 8									Entity instance
Message contents	9	0	0	0	0	0	0	0	0	Result: A command is successfully processed
	10	1	1							Attribute mask
	11	1								
	12 to 15									Attribute value of a CIR attribute (4 bytes)
	16 to 19									Attribute value of a PIR attribute (4 bytes)
	...									Attribute values of other attributes
	m to (m+2)									Attribute value of a rate scale factor attribute (2 bytes)
	(m+3) to 36									Filled with 0s
	37 and 38									Optional attribute mask
	39 and 40									Attribute execution mask
Message integrity check	41 to 48									Used for message integrity check

FIG. 5C

Domain	Byte	8	7	6	5	4	3	2	1	Descriptions
Transaction correlation identifier	1 and 2									
Message type	3	0	0	1						bit 8=0, bit 7: AR, bit 6: AK, and bits 5 to 1: action=get
Device identifier	4	0	0	0	0	1	0	1	0	Baseline OMCI=0x0A
Message entity identifier	5 and 6									Entity type value=280, indicating a traffic descriptor managed entity
	7 and 8									Entity instance
Message contents	9	0	0	0	0	0	0	0	0	Result: A command is successfully processed
	10	1	1							Attribute mask
	11	0								
	12 to 15									Attribute value of a CIR attribute (4 bytes)
	16 to 19									Attribute value of a PIR attribute (4 bytes)
	...									Attribute values of other attributes
	32 to 36									Filled with 0s
	37 and 38									Optional attribute mask
	39 and 40									Attribute execution mask
Message integrity check	41 to 48									Used for message integrity check

FIG. 5D

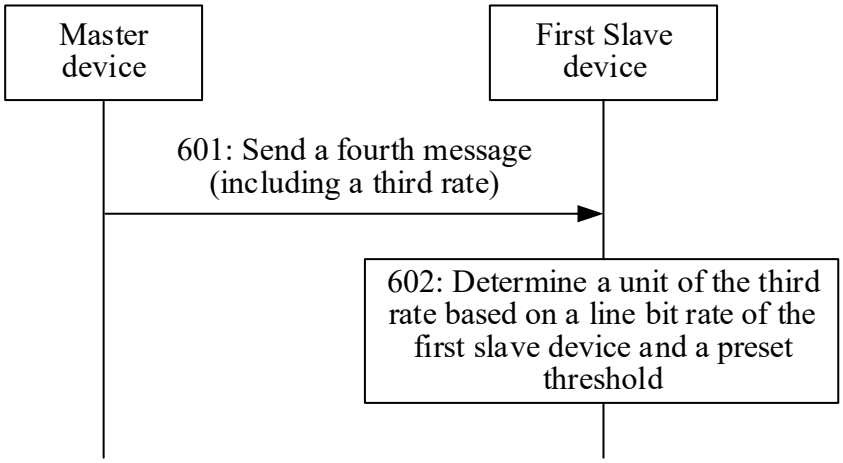

FIG. 6

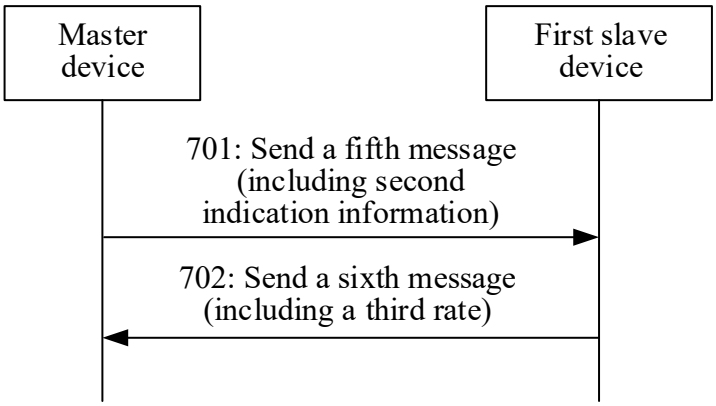

FIG. 7

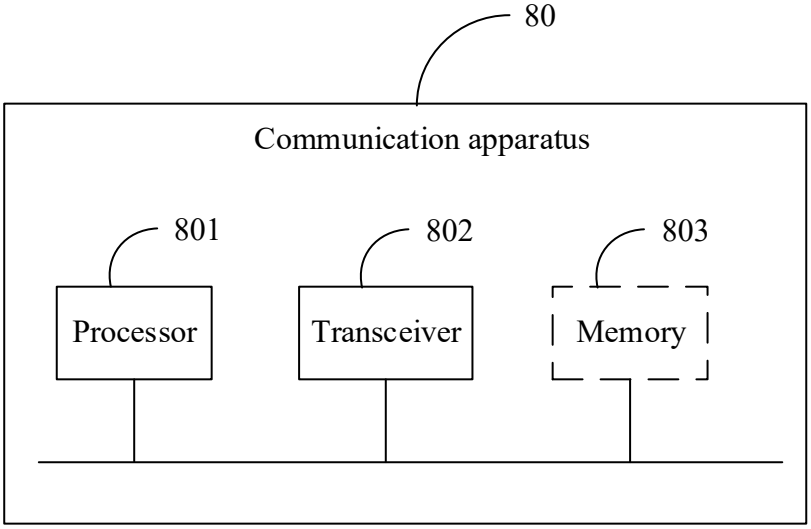

FIG. 8

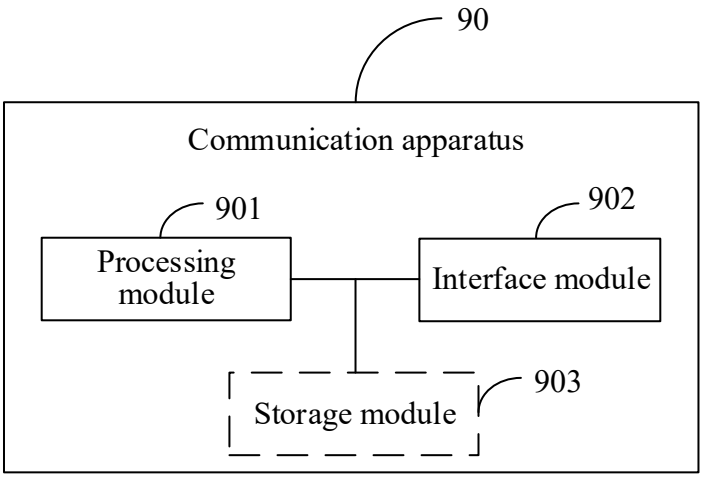
90
Communication apparatus
901
Processing module
902
Interface module
903
Storage module

FIG. 9