44	Dop1-cyclo(DLys-Arg-Phe-Phe-DTrp-Lys-Thr-Phe) (SEQ ID NO:50); 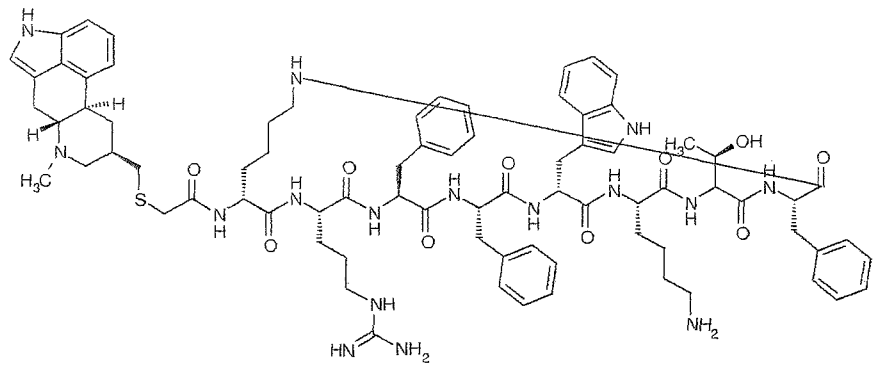
46	Dop1-DTyr-psi(CH_2NH)-cyclo(DLys-Arg-4Pal-Tyr-DTrp-Lys-Thr-Phe) (SEQ ID NO:51); 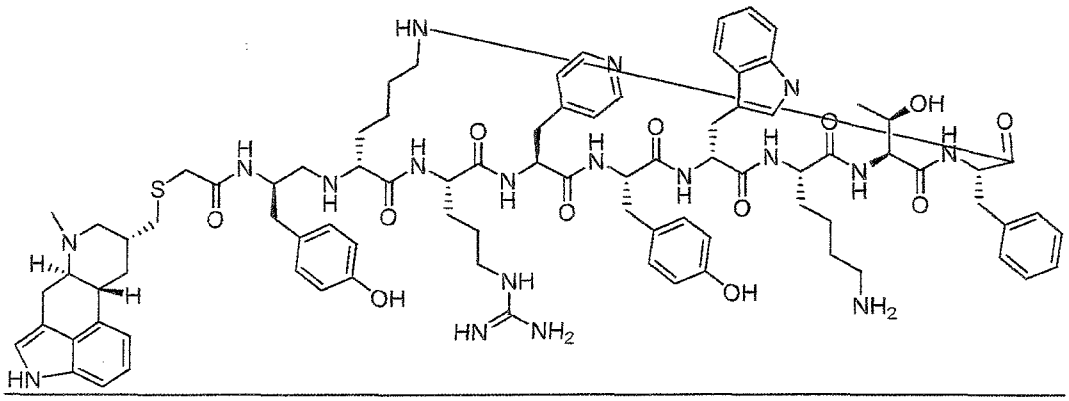 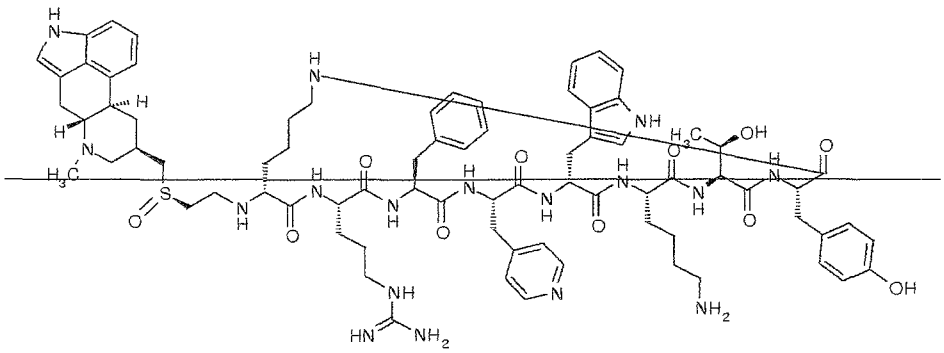
47	Dop1-Lys(Dop1)-psi(CH_2NH)-cyclo(DLys-Arg-Phe-Phe-DTrp-Lys-Thr-4FPhe) (SEQ ID NO:52); 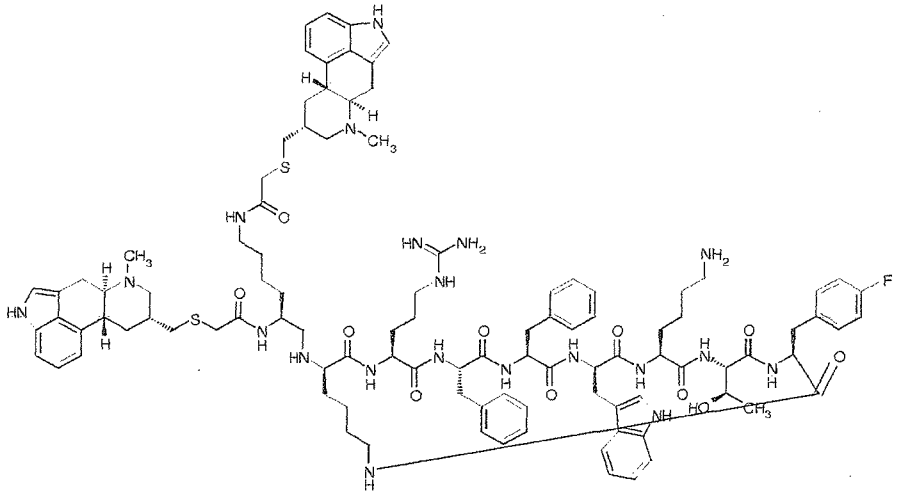

Dop1-cyclo(DLys-Arg-Phe-Phe-DTrp-Lys-Thr-Phe) (SEQ ID NO:50);

~~Dop1-DTyr-psi(CH_2NH)-cyclo(DLys-Arg-4Pal-Tyr-DTrp-Lys-Thr-Phe) (SEQ ID NO:51);~~

Dop1-Lys(Dop1)-psi(CH_2NH)-cyclo(DLys-Arg-Phe-Phe-DTrp-Lys-Thr-4FPhe) (SEQ ID NO:52); or

(D-6-methyl-8β-ergolinylmethyl)-sulfonylpropyl-cyclo(DLys-Arg-Phe-Phe-DTrp-Lys-Thr-4FPhe) (SEQ ID NO:53);

or a pharmaceutically acceptable salt thereof.

9. A compound comprising:

at least one moiety which binds to one or more dopamine receptor subtypes; and

a somatostatin analog moiety;

wherein the compound is Dop1-DTyr-psi(CH_2NH)-cyclo(DLys-Arg-4Pal-Tyr-DTrp-Lys-Thr-Phe) (SEQ ID NO:51).

~~9.~~ 10. The compound according claim 6, wherein:

R1 is $-CH_3$;

Y is -S-, -S(O)-, $-S(O)_2-$, or $-N(R^5)-S(O)_2-$;

L is $-CH_2-C(O)-$ or $-(CH_2)_2-$;

A^1 is Tyr, Lys, or absent;

B is psi(CH_2NH);

A^5 is Phe or 4Pal; and

A^9 is Phe, 4FPhe, or Tyr;

or a pharmaceutically acceptable salt thereof.

11. ~~10.~~ The compound according to claim 9, wherein said compound is:

Dop1-Tyr-psi(CH_2NH)-cyclo(DLys-Arg-Phe-4Pal-DTrp-Lys-Thr-Phe) (SEQ ID NO:4);

Dop1-Tyr-psi(CH_2NH)-cyclo(DLys-Arg-Phe-Phe-DTrp-Lys-Thr-4FPhe) (SEQ ID NO:5);

Dop1-psi(CH_2NH)-cyclo(DLys-Arg-Phe-Phe-DTrp-Lys-Thr-4FPhe) (SEQ ID NO:6);

Dop1-psi(CH_2NH)-cyclo(DLys-Arg-Phe-Phe-DTrp-Lys-Thr-3,4FPhe) (SEQ ID NO:7);

Dop1-psi(CH_2NH)-cyclo(DLys-Arg-Phe-Phe-DTrp-Lys-Thr-3,5FPhe) (SEQ ID NO:8);

Dop1-psi(CH_2NH)-cyclo(DLys-Arg-Phe-Phe-DTrp-Lys-Thr-3FPhe) (SEQ ID NO:9);

Dop1-psi(CH_2NH)-cyclo(DLys-Arg-Phe-Phe-DTrp-Lys-Thr-2FPhe) (SEQ ID NO:10);

Dop1-psi(CH_2NH)-cyclo(DLys-Arg-Phe-Phe-DTrp-Lys-Thr-2,3,4,5,6FPhe) (SEQ ID NO:11);

Dop1-psi(CH_2NH)-cyclo(DLys-Arg-Phe-4Pal-DTrp-Lys-Thr-Tyr) (SEQ ID NO:12);

Dop1-Lys(Dop1)-psi(CH_2NH)-cyclo(DLys-Arg-Phe-4Pal-DTrp-Lys-Thr-Tyr) (SEQ ID NO:13);

Dop1-Lys(Dop1)-psi(CH_2NH)-cyclo(DLys-Arg-Phe-4Pal-DTrp-Lys-Thr-Phe) (SEQ ID NO:14);

Dop1(SO_2)-psi(CH_2NH)-cyclo(DLys-Arg-Phe-Phe-DTrp-Lys-Thr-4FPhe) (SEQ ID NO:15);

Dop1[(*R*)SO]-psi(CH_2NH)-cyclo(DLys-Arg-Phe-4Pal-DTrp-Lys-Thr-Tyr) (SEQ ID NO:16);

Dop1[(*S*)SO]-psi(CH_2NH)-cyclo(DLys-Arg-Phe-4Pal-DTrp-Lys-Thr-Tyr) (SEQ ID NO:17);

Dop1(SO)-psi(CH_2NH)-cyclo(DLys-Arg-Phe-4Pal-DTrp-Lys-Thr-Tyr) (SEQ ID NO:18);

Dop1(SO)-Tyr-psi(CH_2NH)-cyclo(DLys-Arg-Phe-Phe-DTrp-Lys-Thr-4FPhe) (SEQ ID NO:19);

Dop1(SO)-psi(CH_2NH)-cyclo(DLys-Arg-Phe-Phe-DTrp-Lys-Thr-4FPhe) (SEQ ID NO:20);

Dop1(SO)-Tyr-psi(CH_2NH)-cyclo(DLys-Arg-Phe-4Pal-DTrp-Lys-Thr-Phe) (SEQ ID NO:21);

Dop1(SO)-Lys[Dop1(SO)]-psi(CH_2NH)-cyclo(DLys-Arg-Phe-4Pal-DTrp-Lys-Thr-Tyr) (SEQ ID NO:22);

Dop1(SO)-Lys[Dop1(SO)]-psi(CH_2NH)-cyclo(DLys-Arg-Phe-4Pal-DTrp-Lys-Thr-Phe) (SEQ ID NO:23);

Dop1(SO_2)-Tyr-psi(CH_2NH)-cyclo(DLys-Arg-Phe-Phe-DTrp-Lys-Thr-4FPhe) (SEQ ID NO:24);

Dop1(SO_2)-psi(CH_2NH)-cyclo(DLys-Arg-Phe-4Pal-DTrp-Lys-Thr-Tyr) (SEQ ID NO:25);

Dop1(SO_2)-Tyr-psi(CH_2NH)-cyclo(DLys-Arg-Phe-4Pal-DTrp-Lys-Thr-Phe) (SEQ ID NO:26);

Dop1-psi(CH_2NH)-cyclo(DLys-Arg-Phe-4Pal-DTrp-Lys-Thr-Phe) (SEQ ID NO:28);

Dop1-psi(CH_2NH)-cyclo(DLys-Arg-Phe-Phe-DTrp-Lys-Thr-Phe) (SEQ ID NO:31);

Dop1-Tyr-psi(CH_2NH)-cyclo(DLys-Arg-Phe-Phe-DTrp-Lys-Thr-Phe) (SEQ ID NO:39);

Dop1-Tyr-psi(CH_2NH)-cyclo(DLys-Arg-Phe-Phe-DTrp-Lys-Thr-Tyr) (SEQ ID NO:40);

Dop1-Lys(Dop1)-psi(CH_2NH)-cyclo(DLys-Arg-Phe-Phe-DTrp-Lys-Thr-4FPhe) (SEQ ID NO:52); or

(D-6-methyl-8β-ergolinylmethyl)-sulfonylpropyl-cyclo(DLys-Arg-Phe-Phe-DTrp-Lys-Thr-4FPhe) (SEQ ID NO:53);

or a pharmaceutically acceptable salt thereof.

~~11.~~ 12. The compound according claim 9, wherein:

A^1 is Tyr or Lys;

A^5 is 4Pal; and

A^9 is Phe;

or a pharmaceutically acceptable salt thereof.

13. ~~12.~~ The compound according to claim 11, wherein said compound is:

Dop1-Tyr-psi(CH_2NH)-cyclo(DLys-Arg-Phe-4Pal-DTrp-Lys-Thr-Phe) (SEQ ID NO:4);

Dop1-Lys(Dop1)-psi(CH_2NH)-cyclo(DLys-Arg-Phe-4Pal-DTrp-Lys-Thr-Tyr) (SEQ ID NO:13);

Dop1-Lys(Dop1)-psi(CH_2NH)-cyclo(DLys-Arg-Phe-4Pal-DTrp-Lys-Thr-Phe) (SEQ ID NO:14);

Dop1(SO)-Tyr-psi(CH_2NH)-cyclo(DLys-Arg-Phe-4Pal-DTrp-Lys-Thr-Phe) (SEQ ID NO:21);

Dop1(SO)-Lys[Dop1(SO)]-psi(CH_2NH)-cyclo(DLys-Arg-Phe-4Pal-DTrp-Lys-Thr-Tyr) (SEQ ID NO:22);

Dop1(SO)-Lys[Dop1(SO)]-psi(CH_2NH)-cyclo(DLys-Arg-Phe-4Pal-DTrp-Lys-Thr-Phe) (SEQ ID NO:23); or

Dop1(SO_2)-Tyr-psi(CH_2NH)-cyclo(DLys-Arg-Phe-4Pal-DTrp-Lys-Thr-Phe) (SEQ ID NO:26);

or a pharmaceutically acceptable salt thereof.

~~13.~~ 14. The compound according claim 9, wherein:

A^1 is Tyr or absent;

A^5 is Phe; and

A^9 is 4FPhe;

or a pharmaceutically acceptable salt thereof.

15. ~~14.~~ The compound according to claim 13, wherein said compound is:

Dop1-Tyr-psi(CH_2NH)-cyclo(DLys-Arg-Phe-Phe-DTrp-Lys-Thr-4FPhe) (SEQ ID NO:5);

Dop1-psi(CH_2NH)-cyclo(DLys-Arg-Phe-Phe-DTrp-Lys-Thr-4FPhe) (SEQ ID NO:6);

Dop1(SO_2)-psi(CH_2NH)-cyclo(DLys-Arg-Phe-Phe-DTrp-Lys-Thr-4FPhe) (SEQ ID NO:15);

Dop1(SO)-Tyr-psi(CH_2NH)-cyclo(DLys-Arg-Phe-Phe-DTrp-Lys-Thr-4FPhe) (SEQ ID NO:19);

Dop1(SO)-psi(CH_2NH)-cyclo(DLys-Arg-Phe-Phe-DTrp-Lys-Thr-4FPhe) (SEQ ID NO:20);

Dop1(SO_2)-Tyr-psi(CH_2NH)-cyclo(DLys-Arg-Phe-Phe-DTrp-Lys-Thr-4FPhe) (SEQ ID NO:24); or

(D-6-methyl-8β-ergolinylmethyl)-sulfonylpropyl-cyclo(DLys-Arg-Phe-Phe-DTrp-Lys-Thr-4FPhe) (SEQ ID NO:53);

or a pharmaceutically acceptable salt thereof.

~~15.~~ 16. The compound according claim 9, wherein:

A^1 is Lys or absent;

A^5 is 4Pal; and

A^9 is Tyr;

or a pharmaceutically acceptable salt thereof.

17.

~~16.~~ The compound according to claim 15, wherein said compound is:

Dop1-psi(CH_2NH)-cyclo(DLys-Arg-Phe-4Pal-DTrp-Lys-Thr-Tyr) (SEQ ID NO:12);

Dop1-Lys(Dop1)-psi(CH_2NH)-cyclo(DLys-Arg-Phe-4Pal-DTrp-Lys-Thr-Tyr) (SEQ ID NO:13);

Dop1[(*R*)SO]-psi(CH_2NH)-cyclo(DLys-Arg-Phe-4Pal-DTrp-Lys-Thr-Tyr) (SEQ ID NO:16);

Dop1[(*S*)SO]-psi(CH_2NH)-cyclo(DLys-Arg-Phe-4Pal-DTrp-Lys-Thr-Tyr) (SEQ ID NO:17);

Dop1(SO)-psi(CH_2NH)-cyclo(DLys-Arg-Phe-4Pal-DTrp-Lys-Thr-Tyr) (SEQ ID NO:18);

Dop1(SO)-Lys[Dop1(SO)]-psi(CH_2NH)-cyclo(DLys-Arg-Phe-4Pal-DTrp-Lys-Thr-Tyr) (SEQ ID NO:22); or

Dop1(SO_2)-psi(CH_2NH)-cyclo(DLys-Arg-Phe-4Pal-DTrp-Lys-Thr-Tyr) (SEQ ID NO:25);

or a pharmaceutically acceptable salt thereof.

18. ~~17.~~ The compound according claim 7, wherein:

Y is absent; and

L is -$(CH_2)_n$-;

or a pharmaceutically acceptable salt thereof.

19. ~~18.~~ The compound according to claim 17, wherein said compound is:

(D-6-methyl-8β-ergolinyl)-propionyl-psi(CH_2NH)-cyclo(DLys-Arg-Phe-Phe-DTrp-Lys-Thr-4FPhe) (SEQ ID NO:1);

(D-6-methyl-8β-ergolinyl)-butanoyl-psi(CH_2NH)-cyclo(DLys-Arg-Phe-Phe-DTrp-Lys-Thr-4FPhe) (SEQ ID NO:2); or

(D-6-methyl-8β-ergolinyl)-pentanoyl-psi(CH_2NH)-cyclo(DLys-Arg-Phe-Phe-DTrp-Lys-Thr-4FPhe) (SEQ ID NO:3);

or a pharmaceutically acceptable salt thereof.

20.

~~19.~~ A method of eliciting a dopamine receptor agonist effect or a somatostatin receptor agonist effect, or both, in a subject in need thereof, wherein said method comprises administering to said subject an effective amount of a compound according to any of claims 1-18, wherein said effective amount is the amount effective to elicit a dopamine receptor agonist effect or a somatostatin receptor agonist effect, or both, in said subject.

21.

~~20.~~ A pharmaceutical composition comprising an effective amount of a compound according to any of claims 1-18, or a pharmaceutically acceptable salt thereof, in a pharmaceutically acceptable carrier, wherein said effective amount is the amount effective to elicit a dopamine receptor agonist effect or a somatostatin receptor agonist effect or both in a subject in need thereof.

22.

~~21.~~ A pharmaceutical composition comprising an effective amount of a compound according to any of claims 1-18, or a pharmaceutically acceptable salt thereof, in a pharmaceutically acceptable carrier, wherein said effective amount is the amount effective to elicit a dopamine receptor agonist effect or a somatostatin receptor agonist effect or both in a subject in need thereof.

23. ~~22.~~ A method of treating a disease or condition in a subject, said method comprising administering to said subject a therapeutically effective amount of a compound according to any one of claims 1-14, or a pharmaceutically acceptable salt thereof, wherein said disease or disorder is selected from the list consisting of: a neuroendocrine tumor; a vascular disease; a connective tissue disease; an immune disease; a disorder of the gastrointestinal tract, pancreas, kidney, or liver; a metabolic disease; a cachexia; cancer or a tumor of the lung, breast, prostate, liver, thyroid, or blood; a musculoskeletal disorder; a panic disorder; and opioid overdose; and wherein said therapeutically effective amount is the amount effective to treat said disease or disorder in said subject.

24. ~~23.~~ The method according to claim 22, wherein said neuroendocrine tumor is a neuroendocrine tumor of the pituitary.

25. ~~24.~~ The method according to claim 23, wherein said neuroendocrine tumor of the pituitary is an ACTH-producing tumor.

26.

~~25.~~ The method according to claim 23, wherein the condition of said ACTH-producing tumor is Cushing's disease.

27. ~~26.~~ The method according to claim 23, wherein said neuroendocrine tumor of the pituitary is a growth hormone producing tumor.

28. ~~27.~~ The method according to claim 26, wherein the condition of said growth hormone producing tumor is acromegaly.

29. ~~28.~~ The method according to claim 23, wherein said neuroendocrine tumor of the pituitary is a prolactin-producing tumor.

30. ~~29.~~ The method according to claim 28, wherein the condition of said prolactin-producing tumor is a prolactinoma.

31. ~~30.~~ The method according to claim 23, wherein said neuroendocrine tumor of the pituitary is hyperprolactinemia.

32. ~~31.~~ The method according to claim 23, wherein said neuroendocrine tumor of the pituitary is thyroid stimulating hormone (TSH) secreting tumor.

33. ~~32.~~ The method according to claim 23, wherein said neuroendocrine tumor of the pituitary is "nonfunctioning" pituitary adenoma.

34. ~~33.~~ The method according to claim 23, wherein said neuroendocrine tumor of the pituitary is gonadotropinoma.

35. ~~34.~~ The method according to claim 22, wherein said neuroendocrine tumor is carcinoid tumor.

36. ~~35.~~ The method according to claim 34, wherein said carcinoid tumor causes carcinoid syndrome.

37. ~~36.~~ The method according to claim 22, wherein said neuroendocrine tumor is glucagonoma.

38. ~~37.~~ The method according to claim 22, wherein said neuroendocrine tumor is small cell lung carcinoma.

39. ~~38.~~ The method according to claim 22, wherein said neuroendocrine tumor is thyroid medullary carcinoma.

40. ~~39.~~ The method according to claim 22, wherein said neuroendocrine tumor is VIPoma.

41. ~~40.~~ The method according to claim 22, wherein said neuroendocrine tumor is insulinoma.

42. ~~41.~~ The method according to claim 22, wherein said neuroendocrine tumor is a functioning or non-functioning gastroenteropancreatic neuroendocrine tumor (GEP-NET).

43. ~~42.~~ The method according to claim 22, wherein the disorder of said vascular disease is inappropriate angiogenesis.

44. ~~43.~~ The method according to claim 22, wherein the disorder of said vascular disease is restenosis.

45. ~~44.~~ The method according to claim 22, wherein the disorder of said vascular disease is retinopathy.

46. ~~45.~~ The method according to claim 44, wherein said retinopathy is diabetic retinopathy.

47. ~~46.~~ The method according to claim 45, wherein said retinopathy is proliferative retinopathy.

48. ~~47.~~ The method according to claim 45, wherein said retinopathy is macular degeneration.

49. ~~48.~~ The method according to claim 47, wherein said macular degeneration is age-related macular degeneration.

50. ~~49.~~ The method according to claim 22, wherein said connective tissue disease is scleroderma.

51. ~~50.~~ The method according to claim 22, wherein said immune disease is rheumatoid arthritis.

52. ~~51.~~ The method according to claim 22, wherein said immune disease is inflammation.

53. ~~52.~~ The method according to claim 22, wherein said immune disease is fibrosis.

54. ~~53.~~ The method according to claim 22, wherein said immune disease is Graves' opthalmopathy.

55. ~~54.~~ The method according to claim 22, wherein said immune disease is allograft rejection.

56. ~~55.~~ The method according to claim 22, wherein said disorder of the gastrointestinal tract comprises gastric acid secretion, peptic ulcers, inflammatory bowel disease (IBD), or diarrhea.

57. ~~56.~~ The method according to claim 55, wherein said IBD is irritable bowel syndrome or Crohn's disease.

58. ~~57.~~ The method according to claim 22, wherein said metabolic disease comprises hyperlipidemia, insulin resistance, Syndrome X, obesity, diabetes, or a diabetes-related disease.

59. ~~58.~~ The method according to claim 57, wherein said diabetes-related disease comprises diabetic nephropathy, diabetic neuropathy, diabetic retinopathy, or gastroparesis.

60. ~~59.~~ The method according to claim 22, wherein said cachexia is cardiac cachexia, cancer cachexia, or geriatric cachexia.