Figure 1:

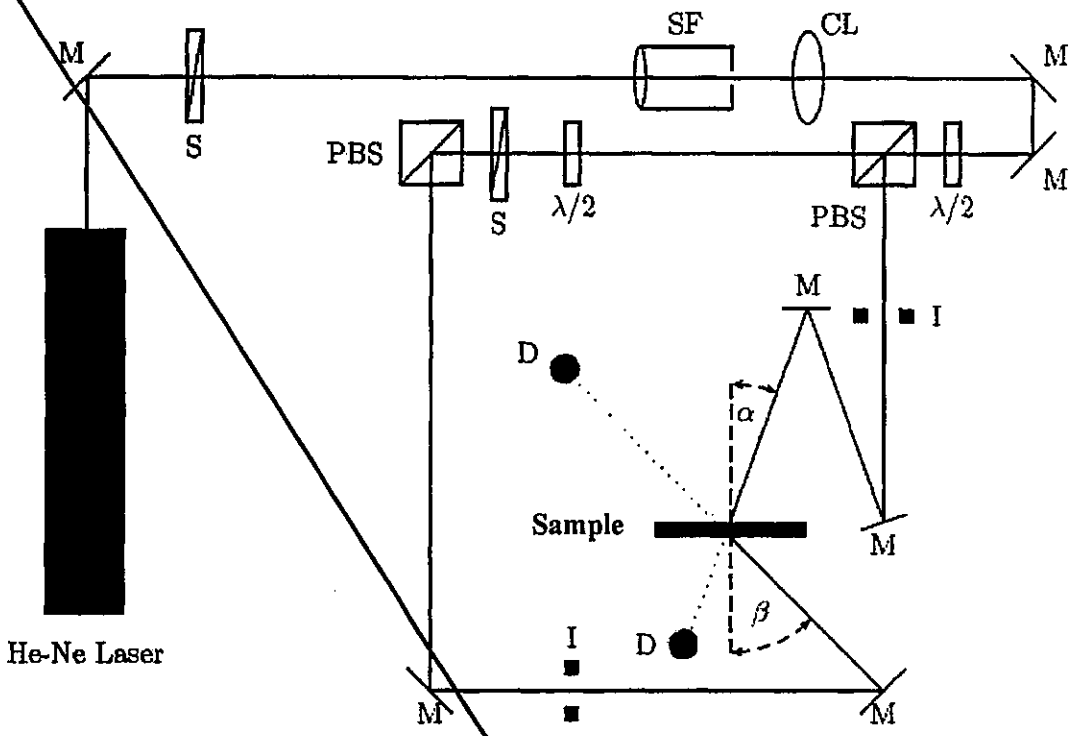

Figure 2:

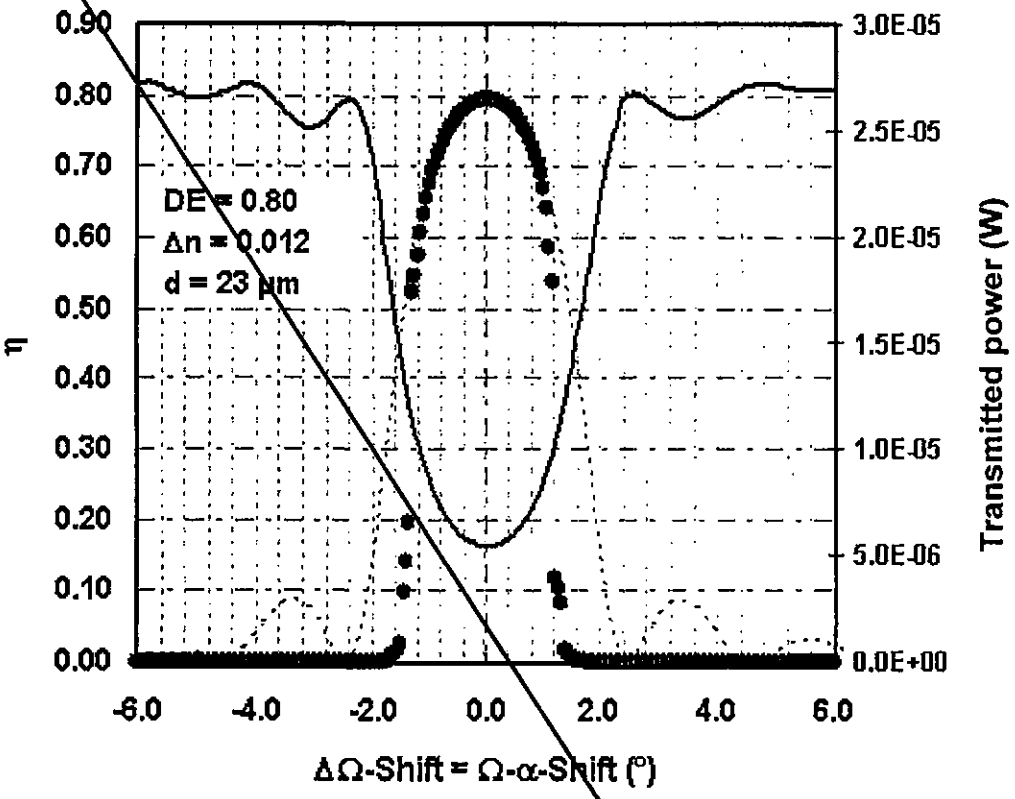
0.90
0.80
0.70
0.60
0.50
0.40
0.30
0.20
0.10
0.00
η
DE = 0.80
Δn = 0.012
d = 23 µm
3.0E-05
2.5E-05
2.0E-05
1.5E-05
1.0E-05
5.0E-06
0.0E+00
Transmitted power (W)
-6.0
-4.0
-2.0
0.0
2.0
4.0
6.0
ΔΩ-Shift = Ω-α-Shift (°)

Fig.1

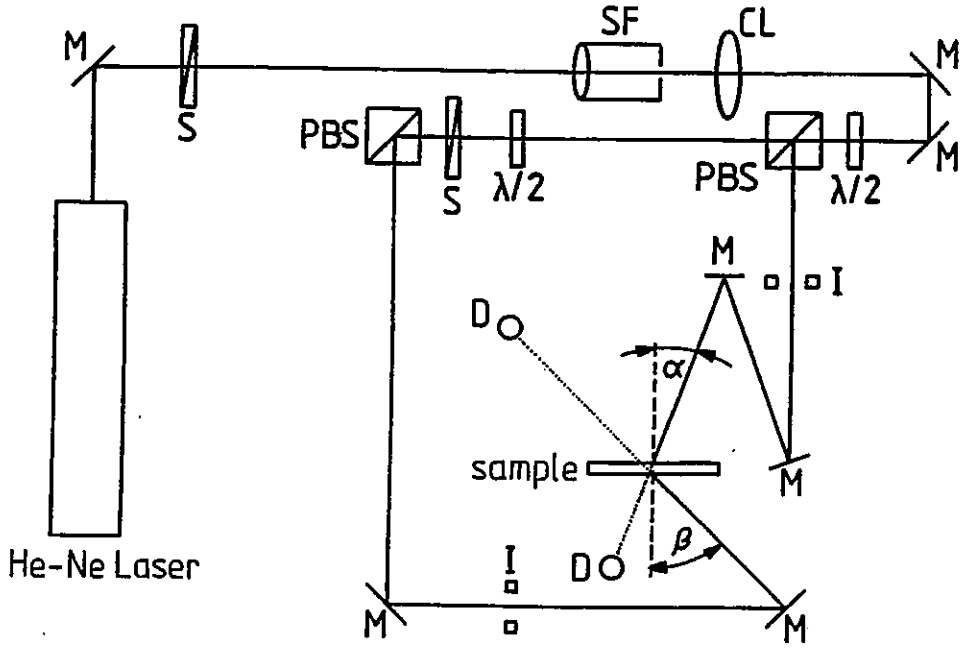
M
S
SF
CL
M
PBS
S
λ/2
PBS
λ/2
M
M
I
D
α
sample
M
He-Ne Laser
I
D
β
M
M

Fig.2

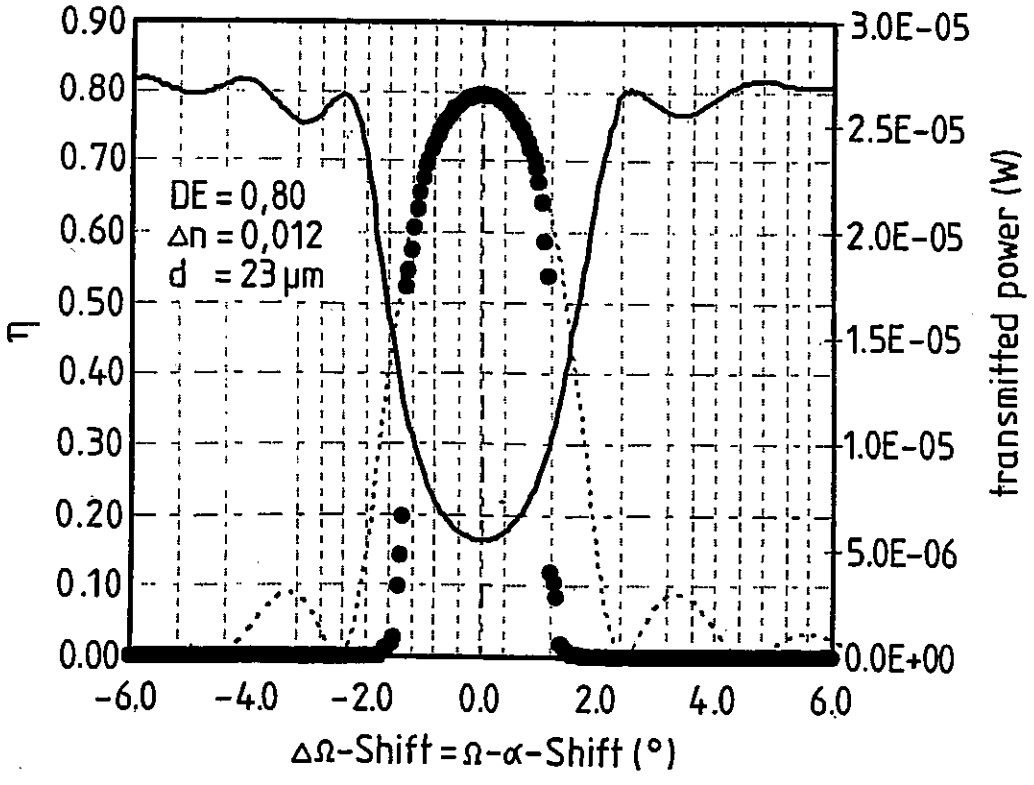
0.90
0.80
0.70
0.60
0.50
0.40
0.30
0.20
0.10
0.00
T
DE = 0,80
Δn = 0,012
d = 23 µm
3.0E-05
2.5E-05
2.0E-05
1.5E-05
1.0E-05
5.0E-06
0.0E+00
transmitted power (W)
-6.0
-4.0
-2.0
0.0
2.0
4.0
6.0
ΔΩ-Shift = Ω-α-Shift (°)