CLAIMS

1. A crystal form of compound I 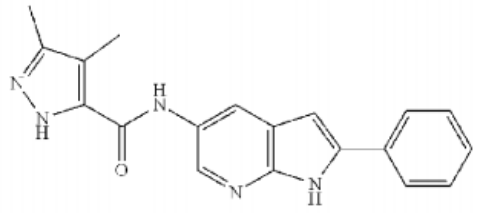, wherein its X-ray powder diffraction pattern by Cu-Kα radiation has characteristic peaks at 2θ of 7.5º±0.2º, 13.7º±0.2º, 16.8º±0.2º.

2. The crystal form according to claim 1, wherein its X-ray powder diffraction pattern by Cu-Kα radiation has a characteristic peak at 2θ of at least one of 13.0º±0.2º, 15.1º±0.2º, 18.9º±0.2º.

3. The crystal form according to claim 2, wherein its X-ray powder diffraction pattern by Cu-Kα radiation has a characteristic peak at 2θ of at least one of 22.8º±0.2º, 23.6º±0.2º, 25.6º±0.2º.

4. The crystal form according to claim 1, wherein its X-ray powder diffraction pattern by Cu-Kα radiation is substantially as shown in Fig. 1.

5. A crystal form of compound I 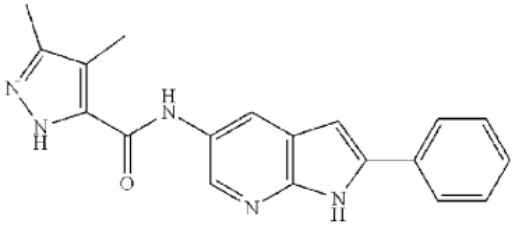, wherein its X-ray powder diffraction pattern by Cu-Kα radiation has characteristic peaks at 2θ of 8.6º±0.2º, 12.5º±0.2º, 22.0º±0.2º.

6. The crystal form of compound I according to claim 5, wherein its X-ray powder diffraction pattern by Cu-Kα radiation has a characteristic peak at 2θ of at least one of 7.9º±0.2º, 10.9º±0.2º, 26.1º±0.2º.

7. The crystal form of compound I according to claim 5, wherein its X-ray powder diffraction pattern by Cu-Kα radiation has a characteristic peak at 2θ of at least one of 18.1º±0.2º, 28.8º±0.2º.

8. The crystal form of compound I according to claim 5, wherein its X-ray powder diffraction pattern by Cu-Kα radiation is substantially as shown in Fig. 7.

9. A crystal form of compound I 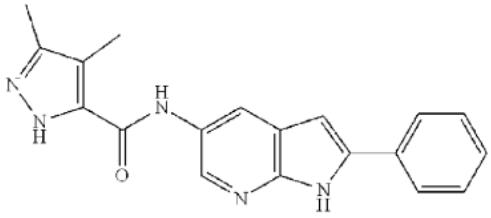 , wherein its X-ray powder diffraction pattern by Cu-Kα radiation has characteristic peaks at 2θ of 7.4º±0.2º, 11.5º±0.2º,16.2º±0.2º.

10. The crystal form of compound I according to claim 9, wherein its X-ray powder diffraction pattern by Cu-Kα radiation has a characteristic peak at 2θ of at least one of 13.4º±0.2º, 14.9º±0.2º, 18.0º±0.2º.

11. The crystal form of compound I according to claim 9, wherein its X-ray powder diffraction pattern by Cu-Kα radiation has a characteristic peak at 2θ of 13.7 ±0.2º.

12. The crystal form of compound I according to claim 1, wherein its X-ray powder diffraction pattern by Cu-Kα radiation is substantially as shown in Fig. 12.

13. A pharmaceutical composition, comprising a therapeutically effective amount of the crystal form of claim 1, claim 5 or claim 9, and a pharmaceutically acceptable excipient.

14. Use of the crystal form according to claim 1, claim 5 or claim 9 in the manufacture of a medicament for inhibiting KIT D816V mutations.

15. Use of the crystal form according to claim 1, claim 5 or claim 9 in the manufacture of a medicament for treating gastrointestinal stromal tumor and progressive systemic mastocytosis.