
细胞膜
超螺旋1（CC1)
超螺旋2 (CC2)
富有脯氨酸片段
含5个PPP
1
61
275
309
496
651
804
连结Sec12
连结TANGO1,Sec22
连结Sec23

图 1


抗 ZZS01, 恶性黑色素瘤
抗 ZZS05, 食管癌
抗 ZZS05, T- 细胞淋巴瘤

图 2

A.



鼻咽癌 恶性黑色素瘤

ID6 IHC 代表性结果

B.



肺腺癌 胃癌

F11 IHC 代表性结果

图 3

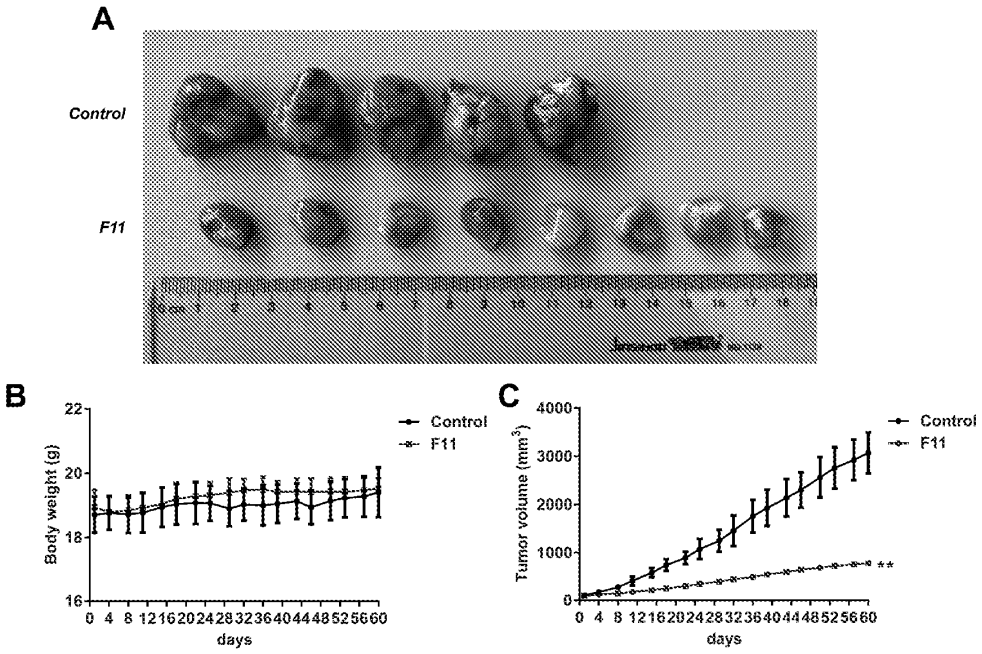
A
Control
F11
B
Body weight (g)
22
20
18
16
0 4 8 12 16 20 24 28 32 36 40 44 48 52 56 60
days
Control
F11
C
Tumor volume (mm3)
4000
3000
2000
1000
0
**
0 4 8 12 16 20 24 28 32 36 40 44 48 52 56 60
days
Control
F11

图 4

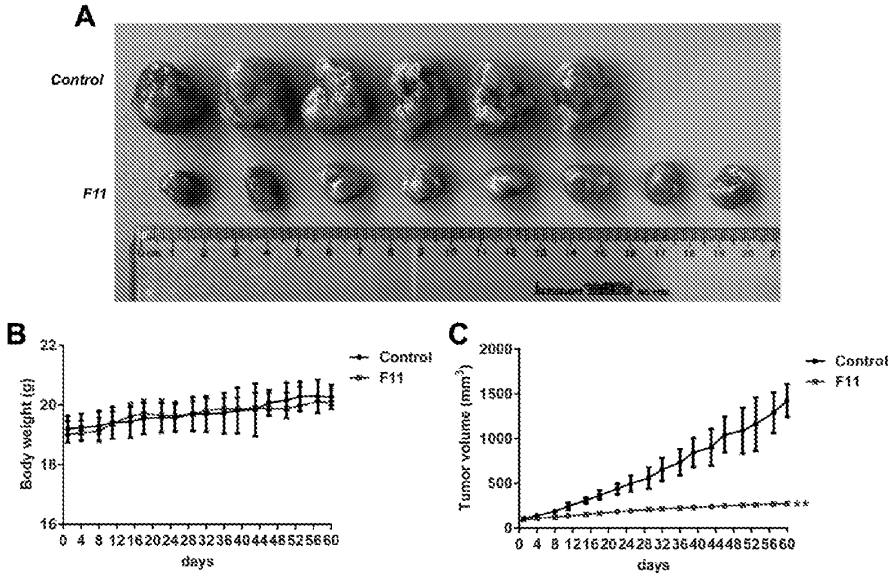
A
Control
F11
B
Body weight (g)
22
20
18
16
0 4 8 12 16 20 24 28 32 36 40 44 48 52 56 60
days
Control
F11
C
Tumor volume (mm3)
2000
1500
1000
500
0
**
0 4 8 12 16 20 24 28 32 36 40 44 48 52 56 60
days
Control
F11

图 5

A

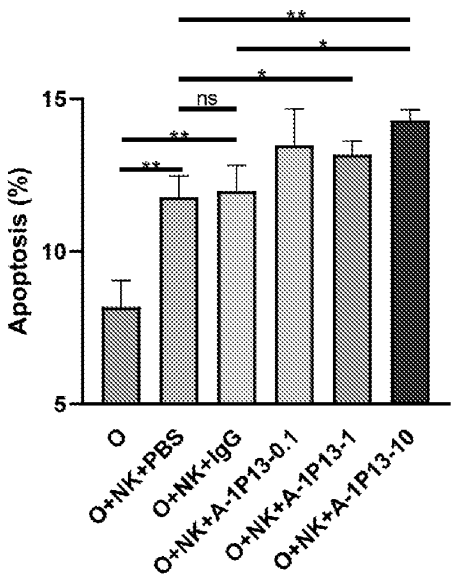
**
*
*
ns
**
**
15
10
5
Apoptosis (%)
O
O+NK+PBS
O+NK+IgG
O+NK+A-1P13-0.1
O+NK+A-1P13-1
O+NK+A-1P13-10

B

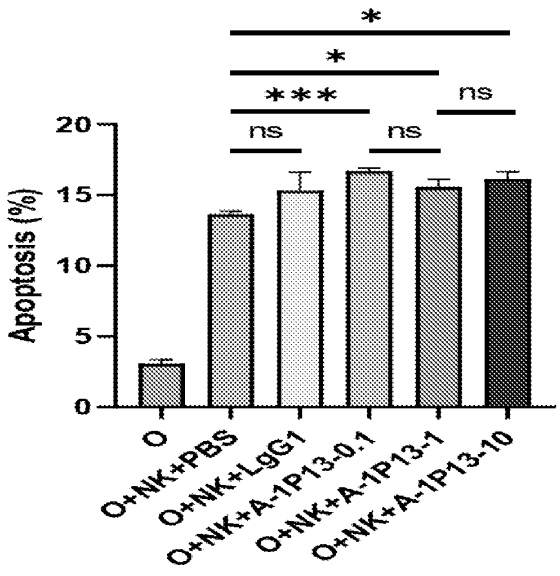
*
*
***
ns
ns
ns
20
15
10
5
0
Apoptosis (%)
O
O+NK+PBS
O+NK+LgG1
O+NK+A-1P13-0.1
O+NK+A-1P13-1
O+NK+A-1P13-10

图 6

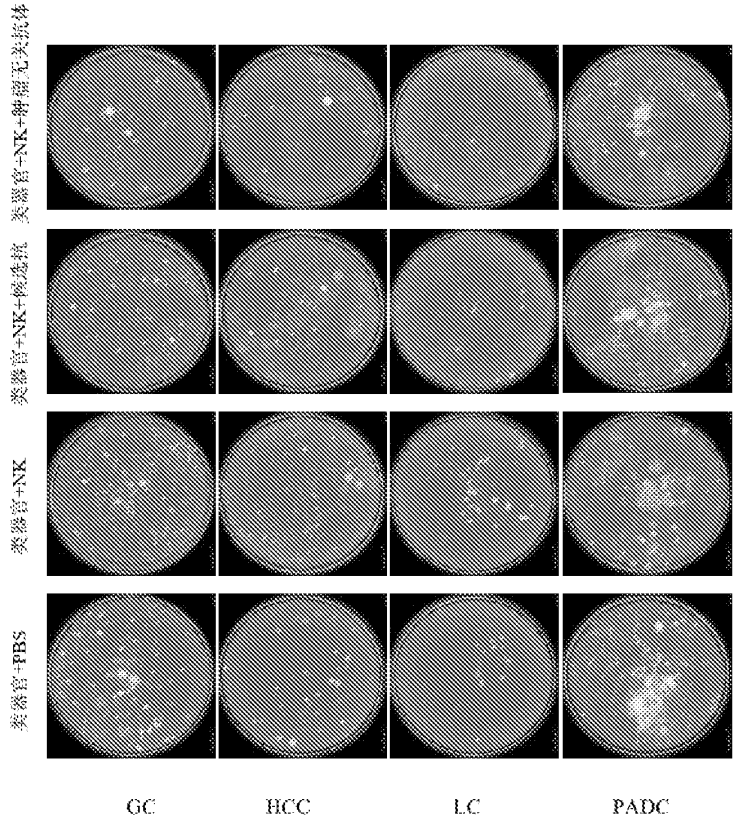
类器官+NK+肿瘤无关抗体
类器官+NK+候选抗
类器官+NK
类器官+PBS
GC
HCC
LC
PADC
类器官+NK+肿瘤无关抗体
类器官+NK+候选抗
类器官+NK
类器官+PBS
AOC
BC
CRC
EC

图 7

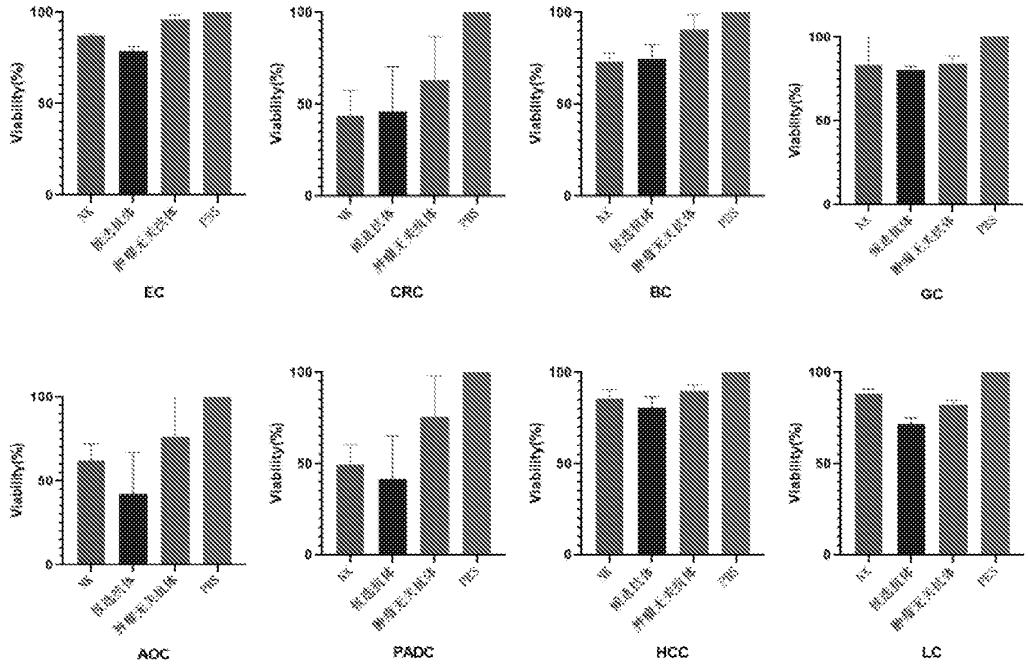

图 8