Fig. 1

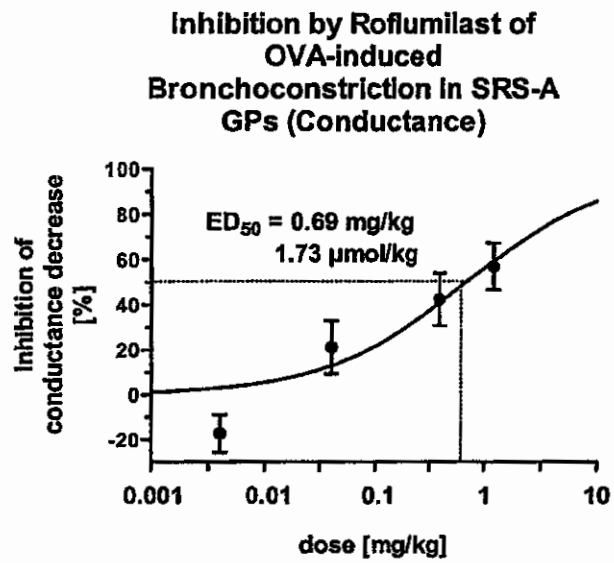
Inhibition by Roflumilast of OVA-induced Bronchoconstriction in SRS-A GPs (Conductance)
Inhibition of conductance decrease [%]
100
80
60
40
20
0
-20
ED50 = 0.69 mg/kg
1.73 µmol/kg
0.001
0.01
0.1
1
10
dose [mg/kg]

Fig. 2

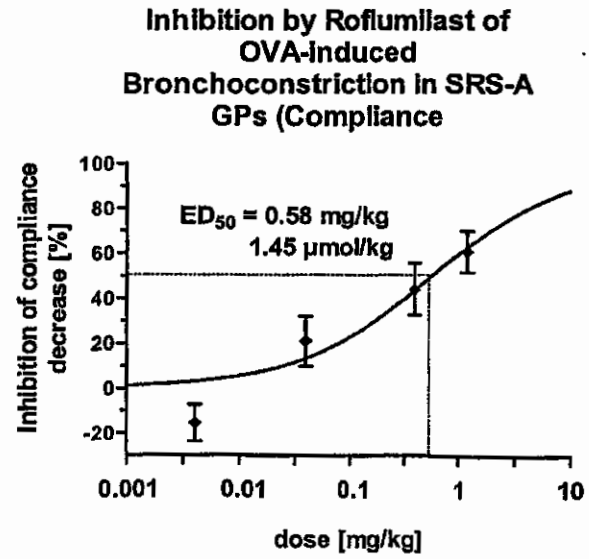
Inhibition by Roflumilast of OVA-induced Bronchoconstriction in SRS-A GPs (Compliance
Inhibition of compliance decrease [%]
100
80
60
40
20
0
-20
ED50 = 0.58 mg/kg
1.45 µmol/kg
0.001
0.01
0.1
1
10
dose [mg/kg]

Fig. 3

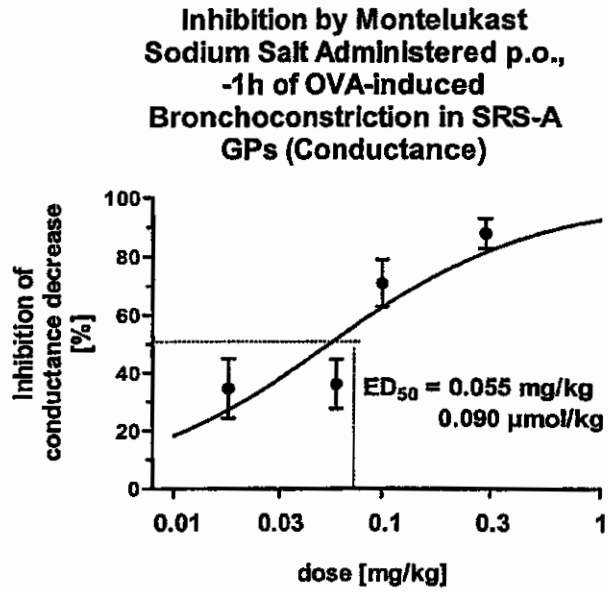
Inhibition by Montelukast Sodium Salt Administered p.o., -1h of OVA-induced Bronchoconstriction in SRS-A GPs (Conductance)
Inhibition of conductance decrease [%]
100
80
60
40
20
0
0.01
0.03
0.1
0.3
1
dose [mg/kg]
ED50 = 0.055 mg/kg
0.090 µmol/kg

Fig. 4

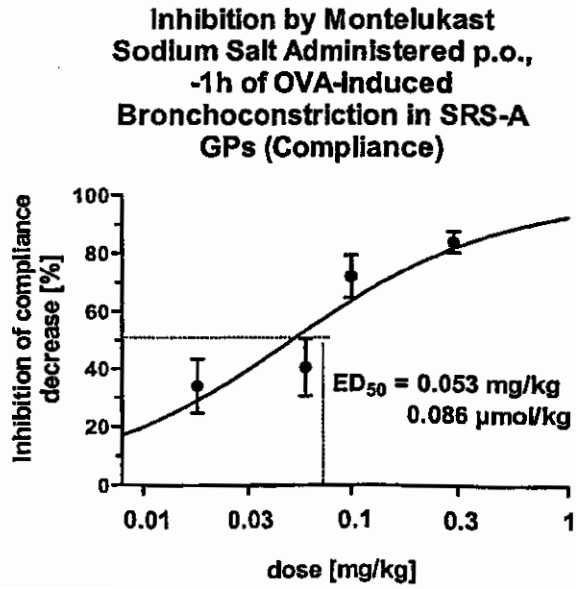
Inhibition by Montelukast Sodium Salt Administered p.o., -1h of OVA-induced Bronchoconstriction in SRS-A GPs (Compliance)
Inhibition of compliance decrease [%]
100
80
60
40
20
0
0.01
0.03
0.1
0.3
1
dose [mg/kg]
ED50 = 0.053 mg/kg
0.086 µmol/kg

Fig. 5

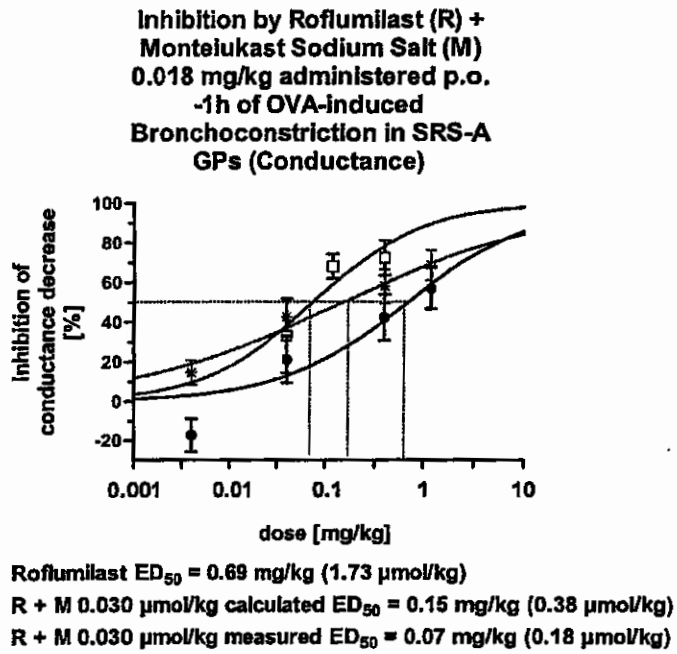

- Roflumilast ED_{50} = 0.69 mg/kg (1.73 µmol/kg)
- R + M 0.030 µmol/kg calculated ED_{50} = 0.15 mg/kg (0.38 µmol/kg)
- R + M 0.030 µmol/kg measured ED_{50} = 0.07 mg/kg (0.18 µmol/kg)

Fig. 6

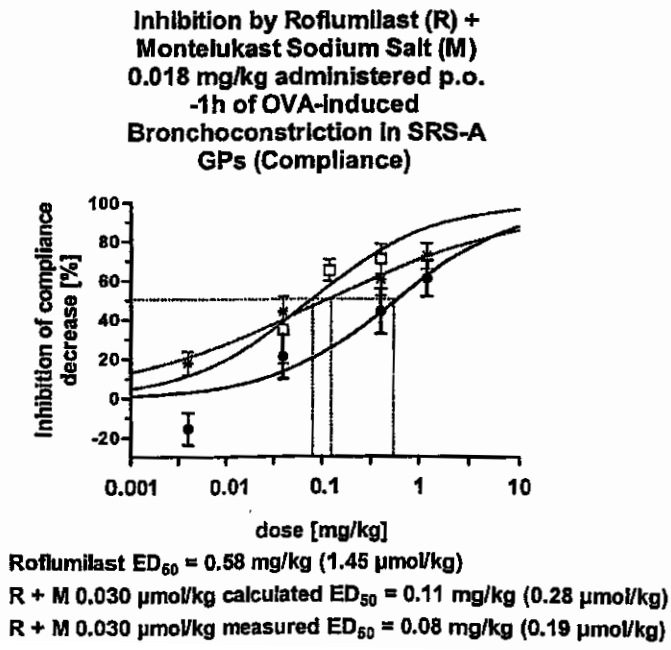

- Roflumilast ED_{50} = 0.58 mg/kg (1.45 µmol/kg)
- R + M 0.030 µmol/kg calculated ED_{50} = 0.11 mg/kg (0.28 µmol/kg)
- R + M 0.030 µmol/kg measured ED_{50} = 0.08 mg/kg (0.19 µmol/kg)