The claims defining the invention are as follows:

1. Crystals of the compound represented by formula (1):

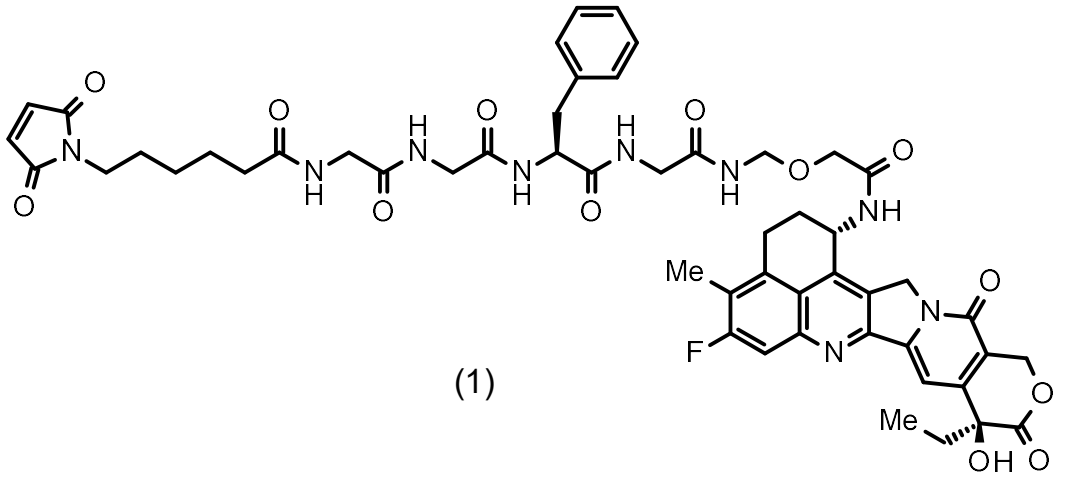

(1)

, wherein the crystals show main peaks at diffraction angles (2θ) of 5.6 ± 0.2°, 5.8 ± 0.2°, 15.5 ± 0.2°, 17.9 ± 0.2°, 20.5 ± 0.2°, 21.4 ± 0.2° and 22.0 ± 0.2° in powder X-ray diffraction obtained by irradiation with copper Kα radiation.

2. A method for producing crystals of the compound represented by formula (1):

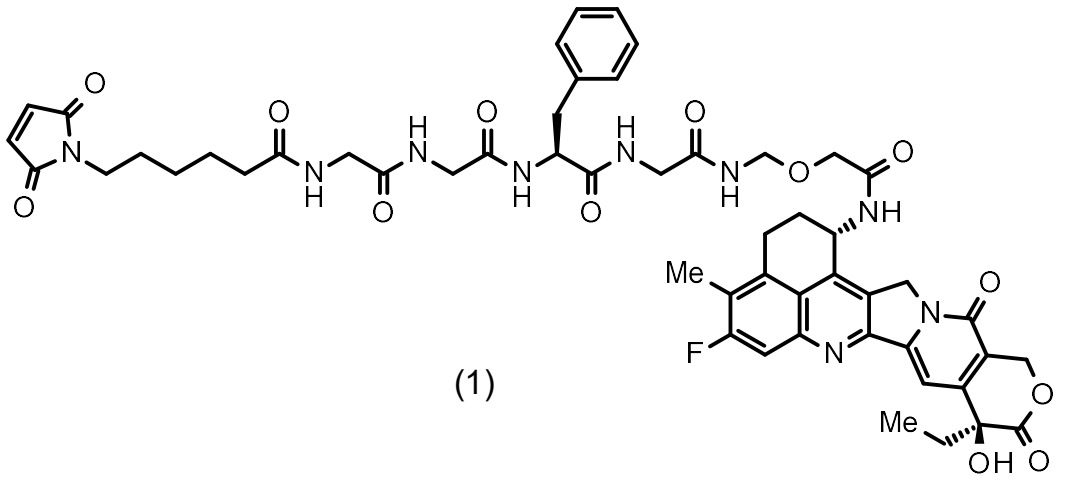

(1)

comprising the steps of: preparing a solution comprising a lower ketone and a lower alcohol as solvents in which the compound represented by the formula (1) is dissolved, wherein the lower alcohol is an alcohol having 1 to 4 carbon atoms and the lower ketone is a ketone having 3 to 6 carbon atoms; and then precipitating crystals of the compound represented by the formula (1) from the solution;

wherein the crystals of the compound represented by the formula (1) show main peaks at diffraction angles (2θ) of 5.6 ±0.2 ,°5.8 ± 0.2 ,°15.5 ± 0.2 ,°17.9 ± 0.2°, 20.5 ±0.2 ,°21.4 ± 0.2° and 22.0 ±0.2° in powder X-ray diffraction obtained by irradiation with a copper Kα radiation.

3. The production method according to claim 2, wherein the lower ketone is acetone.

4. The production method according to claim 2, wherein the lower ketone is methyl ethyl ketone.

5. The production method according to any one of claims 2 to 4, wherein the lower alcohol is 1-propanol.

6. The production method according to any one of claims 2 to 4, wherein the lower alcohol is 2-butanol.

7. The production method according to any one of claims 2 to 6, comprising a step of adding a seed crystal of the crystals of the compound represented by the formula (1).

8. Crystals of a 1,2-dimethoxyethane adduct of the compound represented by formula (10):

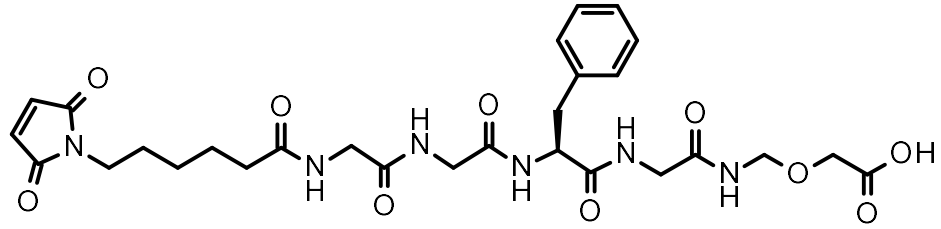

(10)

, wherein the crystals show main peaks at diffraction angles (2θ) of 7.0 ± 0.2°, 12.4 ± 0.2°, 19.0 ± 0.2°, 25.0 ± 0.2° and 25.2 ± 0.2° in powder X-ray diffraction obtained by irradiation with a copper Kα radiation.

9. A method for producing an antibody-drug conjugate, in which a drug-linker represented by formula (19) is conjugated to an antibody via a thioether bond:

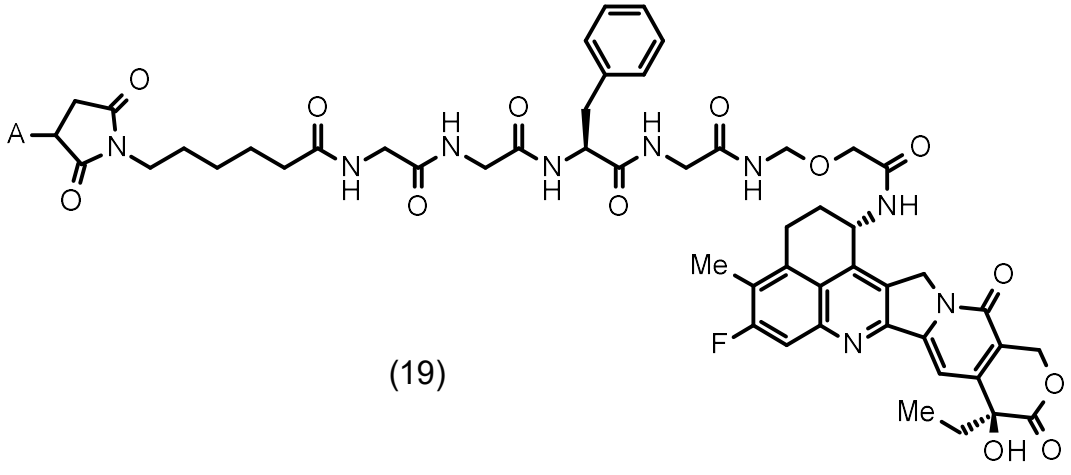

(19)

wherein A represents a connecting position to the antibody,

wherein crystals of the compound represented by formula (1):

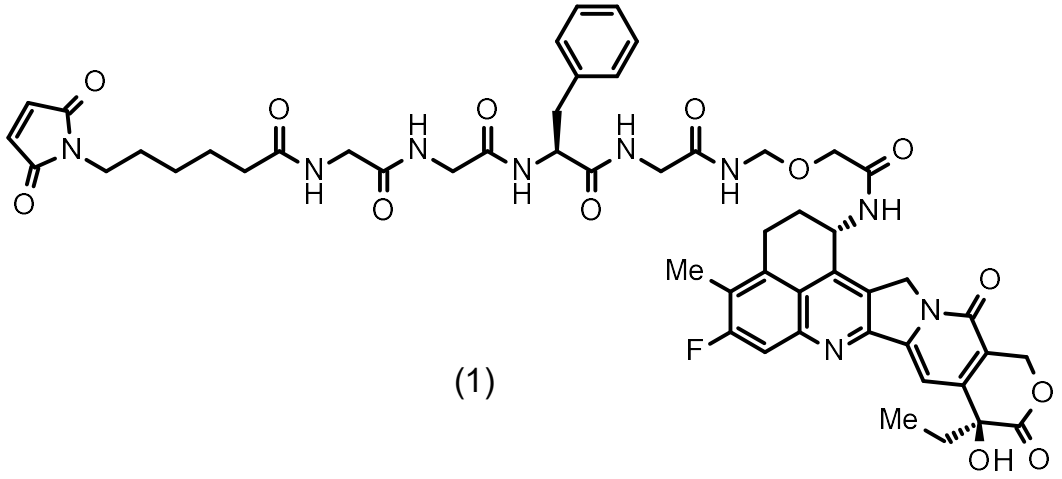

(1)

produced by the method according to any one of claims 2 to 7 are used as a starting material, and the method comprises the steps of:

i) reducing an antibody; and then

ii) adding a solution in which the crystals of the compound represented by the formula (1) produced in the above-mentioned method are dissolved, to react the solution with the reduced antibody.

10. A method for producing an antibody-drug conjugate in which a drug-linker represented by formula (19) is conjugated to an antibody via a thioether bond:

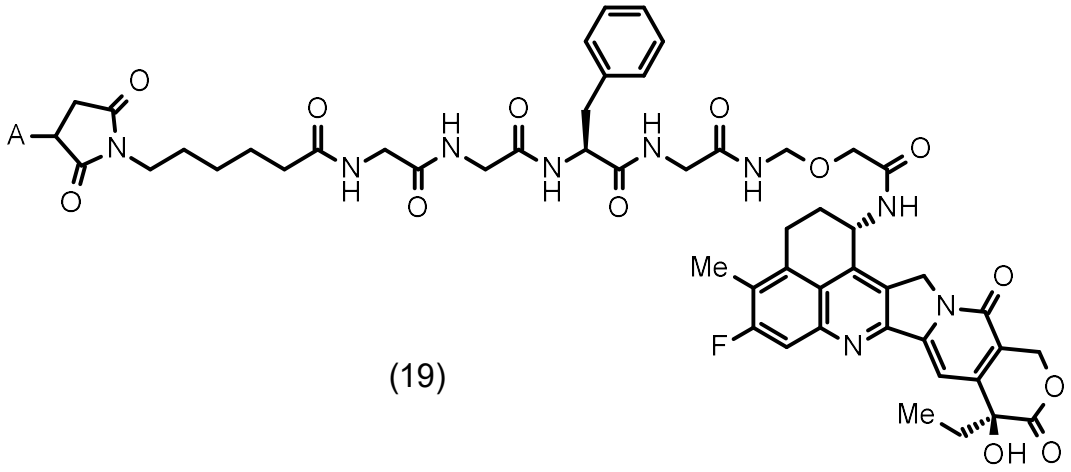

(19)

wherein A represents a connecting position to the antibody,

wherein crystals of the compound represented by formula (1):

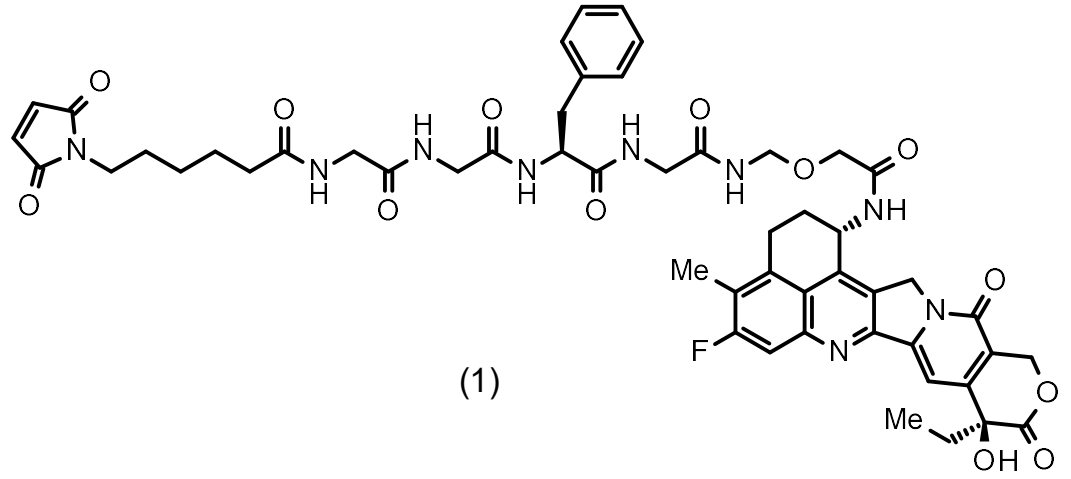

(1)

are used as a starting material, and the method comprises the steps of:

i) reducing an antibody; and then

ii) adding a solution in which the crystals of the compound represented by the formula (1) are dissolved, to react the solution with the reduced antibody.

11. The production method according to claim 10, wherein the crystals of the compound represented by formula (1) show main peaks at diffraction angles (2θ) of 5.6 ±0.2°, 15.5 ±0.2° and 22.0 ±0.2° in powder X-ray diffraction obtained by irradiation with copper Kα radiation.

12. The production method according to claim 10 or 11, wherein the crystals of the compound represented by formula (1) show main peaks at diffraction angles (2θ) of 5.6 ±0.2 ,°5.8 ± 0.2 ,°15.5 ± 0.2 ,°17.9 ± 0.2 ,°20.5± 0.2 ,°21.4 ± 0.2° and 22.0 ±0.2° in powder X-ray diffraction obtained by irradiation with copper Kα radiation.

13. The production method according to any one of claims 9 to 12, wherein the antibody is an anti-HER2 antibody, an anti-HER3 antibody, an anti-TROP2 antibody, an anti-B7-H3 antibody, or an anti-GPR20 antibody.

14. The production method according to claim 13, wherein the antibody is an anti-HER2 antibody.

15. The production method according to claim 14, wherein the anti-HER2 antibody is an antibody comprising a heavy chain consisting of an amino acid sequence consisting of amino acid residues 1 to 449 of SEQ ID NO: 1 and a light chain consisting of an amino acid sequence consisting of

amino acid residues 1 to 214 of SEQ ID NO: 2, or an antibody comprising a heavy chain consisting of the amino acid sequence represented by SEQ ID NO: 1 and a light chain consisting of the amino acid sequence represented by SEQ ID NO: 2.

16. The production method according to claim 15, wherein the anti-HER2 antibody is an antibody comprising a heavy chain consisting of an amino acid sequence consisting of amino acid residues 1 to 449 of SEQ ID NO: 1 and a light chain consisting of an amino acid sequence consisting of amino acid residues 1 to 214 of SEQ ID NO: 2.

17. The production method according to claim 15, wherein the anti-HER2 antibody is an antibody comprising a heavy chain consisting of the amino acid sequence represented by SEQ ID NO: 1 and a light chain consisting of the amino acid sequence represented by SEQ ID NO: 2.

18. The production method according to claim 13, wherein the antibody is an anti-HER3 antibody.

19. The production method according to claim 18, wherein the anti-HER3 antibody is an antibody comprising a heavy chain consisting of the amino acid sequence represented by SEQ ID NO: 3 and a light chain consisting of the amino acid sequence represented by SEQ ID NO: 4, or is an

antibody comprising a heavy chain consisting of an amino acid sequence consisting of amino acid residues 1 to 446 of SEQ ID NO: 3 and a light chain consisting of the amino acid sequence represented by SEQ ID NO: 4.

20. The production method according to claim 19, wherein the anti-HER3 antibody is an antibody comprising a heavy chain consisting of the amino acid sequence represented by SEQ ID NO: 3 and a light chain consisting of the amino acid sequence represented by SEQ ID NO: 4.

21. The production method according to claim 19, wherein the anti-HER3 antibody is an antibody comprising a heavy chain consisting of an amino acid sequence consisting of amino acid residues 1 to 446 of SEQ ID NO: 3 and a light chain consisting of the amino acid sequence represented by SEQ ID NO: 4.

22. The production method according to claim 13, wherein the antibody is an anti-TROP2 antibody.

23. The production method according to claim 22, wherein the anti-TROP2 antibody is an antibody comprising a heavy chain consisting of an amino acid sequence consisting of amino acid residues 20 to 470 of SEQ ID NO: 5 and a light chain consisting of an amino acid sequence consisting of amino acid residues 21 to 234 of SEQ ID NO: 6, or an

antibody comprising a heavy chain consisting of an amino acid sequence consisting of amino acid residues 20 to 469 of SEQ ID NO: 5 and a light chain consisting of an amino acid sequence consisting of amino acid residues 21 to 234 of SEQ ID NO: 6.

24. The production method according to claim 23, wherein the anti-TROP2 antibody is an antibody comprising a heavy chain consisting of an amino acid sequence consisting of amino acid residues 20 to 470 of SEQ ID NO: 5 and a light chain consisting of an amino acid sequence consisting of amino acid residues 21 to 234 of SEQ ID NO: 6.

25. The production method according to claim 23, wherein the anti-TROP2 antibody is an antibody comprising a heavy chain consisting of an amino acid sequence consisting of amino acid residues 20 to 469 of SEQ ID NO: 5 and a light chain consisting of an amino acid sequence consisting of amino acid residues 21 to 234 of SEQ ID NO: 6.

26. The production method according to claim 13, wherein the antibody is an anti-B7-H3 antibody.

27. The production method according to claim 26, wherein the anti-B7-H3 antibody is an antibody comprising a heavy chain consisting of an amino acid sequence consisting of amino acid residues 20 to 471 of SEQ ID NO: 7 and a light

chain consisting of an amino acid sequence consisting of amino acid residues 21 to 233 of SEQ ID NO: 8, or an antibody comprising a heavy chain consisting of an amino acid sequence consisting of amino acid residues 20 to 470 of SEQ ID NO: 7 and a light chain consisting of an amino acid sequence consisting of amino acid residues 21 to 233 of SEQ ID NO: 8.

28. The production method according to claim 27, wherein the anti-B7-H3 antibody is an antibody comprising a heavy chain consisting of an amino acid sequence consisting of amino acid residues 20 to 471 of SEQ ID NO: 7 and a light chain consisting of an amino acid sequence consisting of amino acid residues 21 to 233 of SEQ ID NO: 8.

29. The production method according to claim 27, wherein the anti-B7-H3 antibody is an antibody comprising a heavy chain consisting of an amino acid sequence consisting of amino acid residues 20 to 470 of SEQ ID NO: 7 and a light chain consisting of an amino acid sequence consisting of amino acid residues 21 to 233 of SEQ ID NO: 8.