Antibacterial Compositions

This invention relates to substituted benzothiazoles and thiazolopyridines that are useful as antibacterial agents.

Background to the invention

Type II topoisomerases catalyse the interconversion of DNA topoisomers by transporting one DNA segment through another. Bacteria encode two type II topoisomerase enzymes, DNA gyrase and DNA topoisomerase IV. Gyrase controls DNA supercoiling and relieves topological stress. Topoisomerase IV decatenates daughter chromosomes following replication and can also relax supercoiled DNA. Bacterial type II topoisomerases form a heterotetrameric complex composed of two subunits. Gyrase forms an A_2B_2 complex comprised of GyrA and GyrB whereas topoisomerase forms a C_2E_2 complex comprised of ParC and ParE. In contrast eukaryotic type II topoisomerases are homodimers. Ideally, an antibiotic based on the inhibition of bacterial type II topoisomerases would be selective for the bacterial enzymes and be relatively inactive against the eukaryotic type II isomerases.
The type II topoisomerases are highly conserved enzymes allowing the design of broad-spectrum inhibitors. Furthermore, the GyrB and ParE subunits are functionally similar, having an ATPase domain in the N-terminal domain and a C-terminal domain that interacts with the other subunit (GyrA and ParC respectively) and the DNA. The conservation between the gyrase and topoisomerase IV active sites suggests that inhibitors of the sites might simultaneously target both type II topoisomerases. Such dual-targeting inhibitors are attractive because they have the potential to reduce the development of target-based resistance.

Type II topoisomerases are the target of a number of antibacterial agents. The most prominent of these agents are the quinolones. The original quinolone antibiotics included nalidixic acid, cinoxacin and oxolinic acid. The addition of fluorine yielded a new class of drugs, the fluoroquinolones, which have a broader antimicrobial spectrum and improved pharmacokinetic properties. The fluoroquinolones include norfloxacin, ciprofloxacin, and fourth generation quinolones gatifloxacin and moxifloxacin. The coumarins and the cyclothialidines are further classes of antibiotics that inhibit type II topoisomerases, however they are not widely used because of poor permeability in bacteria, eukaryotic toxicity, and low water solubility. Examples of such antibiotics include novobiocin and coumermycin A1, cyclothialidine, cinodine, and clerocidin.

The continuous emergence of antibiotic resistance demands that novel classes of antibiotics continue to be developed. In pursuit of that goal, WO 02/060879, WO 03/105846 and WO 2005/012292 relate to benzimidazole, and pyridoimidazole compounds which inhibit bacterial gyrase activity. However, alternative compounds that inhibit bacterial topoisomerases are required.

Brief Summary of the Context of the invention

This invention is based on the finding that a class of substituted benzothiazoles and thiazolopyridines has antibacterial activity, as evidenced by inhibition of bacterial growth by members of that class. The compounds exhibit activity against strains of Gram-positive, Gram-negative and atypical bacteria, such as staphylococci, enterococci, streptococci, haemophili, moraxellas, chlamydophilas, legionellas and mycoplasmas for example *Staphylococcus aureus*, *Staphylococcus epidermidis, Enterococcus faecalis, Enterococcus faecium, Streptococcus pneumoniae, Streptococcus pyogenes, Haemophilus influenzae, Moraxella catarrhalis, Chlamydophila pneumonia, Legionella pneumophila* and *Mycoplasma pneumoniae*. The compounds with which the invention is concerned are therefore useful for the treatment of bacterial infection or contamination, for example in the treatment of, inter alia, Gram-positive infections and community acquired pneumonias.

Whilst the invention is not limited by any particular hypothesis as to the mechanism of action of the compounds, it is presently believed that such activity is due, at least in part, to the compounds inhibiting the type II bacterial topoisomerases.

The invention therefore encompasses the antibacterial use of the class of substituted benzothiazole and thiazolopyridine compounds defined herein, and to novel members of that class of compounds.

International Patent Application No. WO 2001057008 relates to benzothiazoles said to be useful for treatment of cancer and conditions in which angiogenesis is a contributory mechanism. That document does not state or imply that the compounds with which it is concerned have antibacterial activity, nor does it disclose the substituted benzothiazole and thiazolopyridine compounds claimed herein.

Description of the Invention

According to the invention, there is provided the use of a compound of formula (I), or a salt, hydrate, solvate or N-oxide thereof, in the preparation of an antibacterial composition:

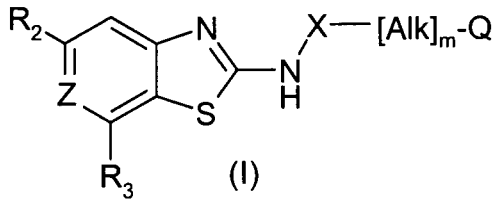

(I)

wherein:

m is 0 or 1;

Q is hydrogen or cyclopropyl;

Alk is an optionally substituted, divalent C_1-C_6 alkylene, alkenylene or alkynylene radical which may contain an ether (-O-), thioether (-S-) or amino (-NR)- link, wherein **R** is hydrogen, -CN or C_1-C_3 alkyl;

X is -C(=O)NR_6-, -S(O)NR_6-, -C(=O)O- or -S(=O)O- wherein $\mathbf{R_6}$ is hydrogen, optionally substituted C_1-C_6 alkyl, C_2-C_6 alkenyl, C_2-C_6 alkynyl, -Cyc, or –(C_1-C_3 alkyl)-Cyc wherein Cyc is optionally substituted monocyclic carbocyclic or heterocyclic having 3-7 ring atoms;

Z is N or CH, or CF;

$\mathbf{R_2}$ is a group Q^1-$[Alk^1]_q$-Q^2 -, wherein

q is 0 or 1;

$\mathbf{Alk^1}$ is an optionally substituted, divalent, straight chain or branched C_1-C_6 alkylene, or C_2-C_6 alkenylene or C_2-C_6 alkynylene radical which may contain or terminate in an ether (-O-), thioether (-S-) or amino (-NR)- link;

$\mathbf{Q^2}$ is an optionally substituted divalent monocyclic carbocyclic or heterocyclic radical having 5 or 6 ring atoms or an optionally substituted divalent bicyclic carbocyclic or heterocyclic radical having 9 or 10 ring atoms;

$\mathbf{Q^1}$ is hydrogen, an optional substituent, or an optionally substituted carbocyclic or heterocyclic radical having 3-7 ring atoms;

R_3 is a group Q^4-$[Alk^2]_p$-$[Q^3]_q$- other than hydrogen wherein

p and **q** are independently 0 or 1;

Alk^2 is optionally substituted divalent C_1-C_6 alkylene or C_2-C_6 alkenylene or C_2-C_6 alkynylene radical;

Q^3 is an optionally substituted divalent monocyclic carbocyclic or heterocyclic radical having 5 or 6 ring atoms or an optionally substituted divalent bicyclic carbocyclic or heterocyclic radical having 9 or 10 ring atoms;

Q^4 is hydrogen, an optional substituent, or optionally substituted carbocyclic or heterocyclic having 3-7 ring atoms.

In other broad aspects, the invention includes:
(i) a method of treatment of a subject suffering a bacterial infection, or preventing bacterial infection in a subject, comprising administering to the subject an amount of a compound (I) as defined above, sufficient to inhibit bacterial growth;
(ii) a method treating or preventing bacterial contamination of a substrate comprising applying to the site of such contamination or potential contamination an amount of a compound (I) as defined above, sufficient to inhibit bacterial growth;
(iii) a compound (I) as defined above for use in a method of treatment of the human body;
(iv) a compound (I) as defined above for use in treating or preventing bacterial infection.

Compounds of formula (I) as defined above but wherein q is 1 in substituent R_3, and salts, hydrates, solvates and N-oxides thereof, are believed to be novel per se, and thus form another aspect of the invention. Specifically, such compounds wherein Q^2 is an optionally substituted pyridine, pyrimidine, or pyrazine ring or an optionally substituted pyridine-2-one ring form an aspect of the invention.

Terminology
As used herein, the term "(C_a-C_b)alkyl" wherein a and b are integers refers to a straight or branched chain alkyl radical having from a to b carbon atoms. Thus when a is 1 and b is 6, for example, the term includes methyl, ethyl, n-propyl, isopropyl, n-butyl, isobutyl, sec-butyl, t-butyl, n-pentyl and n-hexyl.

As used herein the term "divalent (C_a-C_b)alkylene radical" wherein a and b are integers refers to a saturated hydrocarbon chain having from a to b carbon atoms

and two unsatisfied valences. The term includes, for example, methylene, ethylene, n-propylene and n-butylene.

As used herein the term "(C_a-C_b)alkenyl" wherein a and b are integers refers to a straight or branched chain alkenyl moiety having from a to b carbon atoms having at least one double bond of either E or Z stereochemistry where applicable. The term includes, for example, vinyl, allyl, 1- and 2-butenyl and 2-methyl-2-propenyl.

As used herein the term "divalent (C_a-C_b)alkenylene radical" means a hydrocarbon chain having from a to b carbon atoms, at least one double bond, and two unsatisfied valences. The term includes, for example, -CH=CH- (vinylene), -CH=CH-CH_2-, -CH_2-CH=CH-, -CH=CH-CH_2-CH_2-, -CH=CH-CH_2-CH_2-CH_2-, -CH=CH-CH=CH-, -CH=CH-CH=CH-CH_2-, -CH=CH-CH=CH-CH_2-CH_2-, -CH=CH-CH_2-CH=CH-, and -CH=CH-CH_2-CH_2-CH=CH-.

As used herein the term "C_a-C_b alkynyl" wherein a and b are integers refers to straight chain or branched chain hydrocarbon groups having from a to b carbon atoms and having in addition at least one triple bond. This term would include for example, ethynyl, 1-propynyl, 1- and 2-butynyl, 2-methyl-2-propynyl, 2-pentynyl, 3-pentynyl, 4-pentynyl, 2-hexynyl, 3-hexynyl, 4-hexynyl and 5-hexynyl.

As used herein the term "divalent (C_a-C_b)alkynylene radical" wherein a and b are integers refers to a divalent hydrocarbon chain having from a to b carbon atoms, and at least one triple bond. The term includes, for example, -C≡C-, -C≡C-CH_2-, and -CH_2-C≡CH-.

As used herein the term "carbocyclic" refers to a mono-, bi- or tricyclic radical having up to 16 ring atoms, all of which are carbon, and includes aryl and cycloalkyl.

As used herein the term "cycloalkyl" refers to a monocyclic saturated carbocyclic radical having from 3-8 carbon atoms and includes, for example, cyclopropyl, cyclobutyl, cyclopentyl, cyclohexyl, cycloheptyl. cyclooctyl and bicyclo[2.2.1]hept-1-yl.

As used herein the unqualified term "aryl" refers to a mono-, bi- or tri-cyclic carbocyclic aromatic radical, and includes radicals having two monocyclic carbocyclic

aromatic rings which are directly linked by a covalent bond. Illustrative of such radicals are phenyl, biphenyl and naphthyl.

As used herein the unqualified term "heteroaryl" refers to a mono-, bi- or tri-cyclic aromatic radical containing one or more heteroatoms selected from S, N and O, and includes radicals having two such monocyclic rings, or one such monocyclic ring and one monocyclic aryl ring, which are directly linked by a covalent bond. Illustrative of such radicals are thienyl, benzothienyl, furyl, benzfuryl, pyrrolyl, imidazolyl, benzimidazolyl, thiazolyl, benzothiazolyl, isothiazolyl, benzisothiazolyl, pyrazolyl, oxazolyl, benzoxazolyl, isoxazolyl, benzisoxazolyl, isothiazolyl, triazolyl, benztriazolyl, thiadiazolyl, oxadiazolyl, pyridinyl, pyridazinyl, pyrimidinyl, pyrazinyl, triazinyl, indolyl and indazolyl.

As used herein the unqualified term "heterocyclyl" or "heterocyclic" includes "heteroaryl" as defined above, and in its non-aromatic meaning relates to a mono-, bi- or tri-cyclic non-aromatic radical containing one or more heteroatoms selected from S, N and O, and to groups consisting of a monocyclic non-aromatic radical containing one or more such heteroatoms which is covalently linked to another such radical or to a monocyclic carbocyclic radical. Illustrative of such radicals are azetidinyl, pyrrolyl, furanyl, thienyl, piperidinyl, imidazolyl, oxazolyl, isoxazolyl, thiazolyl, thiadiazolyl, pyrazolyl, pyridinyl, pyrrolidinyl, pyrimidinyl, morpholinyl, piperazinyl, indolyl, morpholinyl, benzfuranyl, pyranyl, isoxazolyl, benzimidazolyl, methylenedioxyphenyl, ethylenedioxyphenyl, maleimido and succinimido groups.

Unless otherwise specified in the context in which it occurs, the term "substituted" as applied to any moiety herein means substituted with up to four compatible substituents, each of which independently may be, for example, $(C_1$-$C_6)$alkyl, $(C_2$-$C_6)$alkenyl, $(C_2$-$C_6)$alkynyl, $(C_1$-$C_6)$alkoxy, hydroxy, hydroxy$(C_1$-$C_6)$alkyl, $(C_1$-$C_3)$alkoxy$(C_1$-$C_3)$alkyl, mercapto, mercapto$(C_1$-$C_6)$alkyl, $(C_1$-$C_6)$alkylthio, halo (including fluoro, bromo and chloro), fully or partially fluorinated $(C_1$-$C_3)$alkyl, $(C_1$-$C_3)$alkoxy or $(C_1$-$C_3)$alkylthio such as trifluoromethyl, trifluoromethoxy, and trifluoromethylthio, nitro, nitrile (-CN), oxo (=O), phenyl, phenyl$(C_1$-$C_3)$alkyl-, phenoxy, monocyclic heteroaryl, heteroaryl$(C_1$-$C_3)$alkyl-, or heteroaryloxy with 5 or 6 ring atoms, cycloalkyl having 3 to 6 ring carbon atoms, $-COOR^A$, $-COR^A$, $-OCOR^A$, $-SO_2R^A$, $-CONR^AR^B$, $-CONHNH_2$, $-SO_2NR^AR^B$, $-NR^AR^B$, $-NHNH_2$, $-OCONR^AR^B$, $-NR^BCOR^A$, $-NR^BCOOR^A$, $-NR^BSO_2OR^A$ or $-NR^ACONR^AR^B$ wherein R^A and R^B are independently hydrogen or a $(C_1$-$C_6)$alkyl, hydroxy$(C_1$-$C_6)$alkyl, or $(C_1$-$C_3)$alkoxy$(C_1$-

C_3)alkyl group or, in the case where R^A and R^B are linked to the same N atom, R^A and R^B taken together with that nitrogen may form a cyclic amino ring such as morpholinyl, piperidinyl. piperazinyl, or 4-(C_1-C_6)alkyl-piperizinyl such as 4-methyl-piperazinyl. Where the substituent is phenyl, phenyl(C_1-C_3)alkyl-, phenoxy or monocyclic heteroaryl, heteroaryl(C_1-C_3)alkyl-, or heteroaryloxy with 5 or 6 ring atoms, the phenyl or heteroaryl ring thereof may itself be substituted by any of the above substituents except phenyl, phenyl(C_1-C_3)alkyl-, phenoxy, heteroaryl, heteroaryl(C_1-C_3)alkyl-, or heteroaryloxy. An "optional substituent" or "substituent" may be one of the foregoing specified groups.

As used herein the term "salt" includes base addition, acid addition and quaternary salts. Compounds of the invention which are acidic can form salts, including pharmaceutically acceptable salts, with bases such as alkali metal hydroxides, e.g. sodium and potassium hydroxides; alkaline earth metal hydroxides e.g. calcium, barium and magnesium hydroxides; with organic bases e.g. N-methyl-D-glucamine, choline tris(hydroxymethyl)amino-methane, L-arginine, L-lysine, N-ethyl piperidine, dibenzylamine and the like. Those compounds (I) which are basic can form salts, including pharmaceutically acceptable salts with inorganic acids, e.g. with hydrohalic acids such as hydrochloric or hydrobromic acids, sulphuric acid, nitric acid or phosphoric acid and the like, and with organic acids e.g. with acetic, tartaric, succinic, fumaric, maleic, malic, salicylic, citric, methanesulphonic, p-toluenesulphonic, benzoic, benzenesunfonic, glutamic, lactic, and mandelic acids and the like. For a review on suitable salts, see Handbook of Pharmaceutical Salts: Properties, Selection, and Use by Stahl and Wermuth (Wiley-VCH, Weinheim, Germany, 2002).

The term 'solvate' is used herein to describe a molecular complex comprising the compound of the invention and a stoichiometric amount of one or more pharmaceutically acceptable solvent molecules, for example, ethanol. The term 'hydrate' is employed when said solvent is water.

Compounds of the invention that contain one or more actual or potential chiral centres, because of the presence of asymmetric carbon atoms, can exist as a number of diastereoisomers with R or S stereochemistry at each chiral centre. The invention includes all such diastereoisomers and mixtures thereof.

Structural features

The compounds with which the invention is concerned may have, for example, the following features, in any compatible combination:

Z is N or CH, or CF. Presently it is preferred that Z be CH, so that the compounds (I) are substituted benzothiazoles.

X may be, for example, –C(O)O- or –C(O)NH-. Within this subclass, m may be 0 and Q may be, for example, hydrogen, cyclopropyl, cyclobutyl, cyclopentyl or cyclohexyl. Also within this subclass, m may be 1 and Q hydrogen, with Alk being, for example –CH_2-, -$(CH_2)_2$- or -$(CH_2)_3$-. Presently, when m is 1 it is preferred that X be –C(O)NH-, Alk be -$(CH_2)_2$- and Q be hydrogen.

R_3 is a group Q^4-$[Alk^2]_p$-$[Q^3]_q$- other than hydrogen. In some embodiments q is 1 and p is 0 or 1. In other embodiments, q is 0 and p is 0 or 1.

Alk^2 when present (ie p is 1) is an optionally substituted divalent C_1-C_6 alkylene or C_2-C_6 alkenylene or C_2-C_6 alkynylene radical, for example optionally substituted –CH_2-, –CH(OH)-, -CH_2CH_2-, –$CH_2CH_2CH_2$-, -CH=CH-, -C≡C-, –CH_2CH=CH-, –CH_2C≡C-. Presently preferred are optionally substituted divalent C_1-C_3 alkylene radicals

Q^3 when present is an optionally substituted divalent monocyclic carbocyclic radical, or an optionally substituted heterocyclic radical having 5 or 6 ring atoms, or an optionally substituted divalent bicyclic carbocyclic or heterocyclic radical having 9 or 10 ring atoms. Examples of such radicals include those having optionally substituted thienyl, benzothienyl, furyl, benzfuryl, pyrrolyl, imidazolyl, benzimidazolyl, thiazolyl, benzothiazolyl, isothiazolyl, benzisothiazolyl, pyrazolyl, oxazolyl, benzoxazolyl, isoxazolyl, benzisoxazolyl, isothiazolyl, triazolyl, benztriazolyl, thiadiazolyl, oxadiazolyl, pyridinyl, pyridazinyl, pyrimidinyl, pyrazinyl, triazinyl, indolyl, indazolyl. azetidinyl, pyrrolyl, furanyl, thienyl, piperidinyl, imidazolyl, oxazolyl, isoxazolyl, thiazolyl, thiadiazolyl, pyrazolyl, pyridinyl, pyrrolidinyl, pyrimidinyl, piperidinyl, piperazinyl, indolyl, morpholinyl, benzfuranyl, pyranyl, isoxazolyl, benzimidazolyl, cyclopropyl, cyclobutyl, cyclopentyl, cyclohexyl, phenyl, and naphthyl rings.

Q^4 is hydrogen, an optional substituent, or optionally substituted carbocyclic or heterocyclic ring having 3-7 ring atoms. Optional substituents include those particularised above in the discussion of the term “optional substituent”. Carbocyclic

or heterocyclic rings having 3-7 ring atoms include those monocyclic rings listed in the preceding paragraph, as well as cyclopentyl and homopiperazinyl rings.

Presently it is preferred that Q^3 be present (ie q is 1), and in such cases Q^3 may be, for example, an optionally substituted pyridine ring, an optionally substituted pyrimidine ring or an optionally substituted pyrazine ring, such as an optionally substituted pyridine-2-yl ring, an optionally substituted pyrimidine-2-yl ring or an optionally substituted pyrazine-2-yl ring. Optional substituents in Q^3 include CH_3O-, -NH_2, -CN, Cl, CH_3-, and -CF_3.

In embodiments wherein p and q are each 0, Q^4 may be one of the optional substituents particularised above, for example, halo such as chloro or bromo, -$CONHR^A$, -$NHCONHR^B$, wherein R^A and R^B are hydrogen or a (C_1-C_6)alkyl, hydroxy(C_1-C_6)alkyl, or (C_1-C_3)alkoxy(C_1-C_3)alkyl group.

Currently preferred R_3 groups include the following:

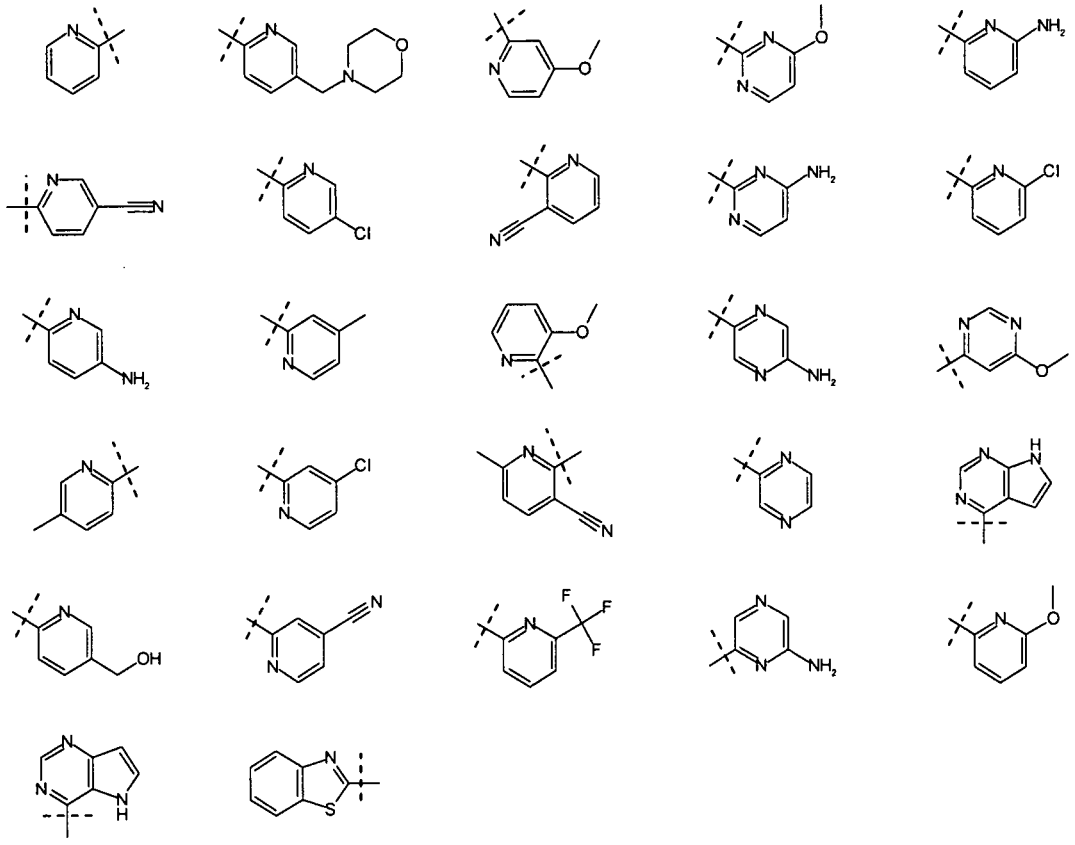

R_2 is a group Q^1-$[Alk^1]_q$-Q^2 -.

Alk^1 when present is an optionally substituted, divalent, straight chain or branched C_1-C_6 alkylene, or C_2-C_6 alkenylene or C_2-C_6 alkynylene radical which may contain or terminate in an ether (-O-), thioether (-S-) or amino (-NR)- link. Examples of such radicals include $-CH_2-$, $-CH(OH)-$, $-CH_2CH_2-$, $-CH_2CH_2CH_2-$, $-CH=CH-$, $-C\equiv C-$, $-CH_2CH=CH-$, $-CH_2C\equiv C-$, $-CH_2NH-$, $-C(=O)NH-$, $-CH_2OCH_2-$, $-CH_2CH_2C(=O)NH-$.

Q^2 is an optionally substituted divalent monocyclic carbocyclic or heterocyclic radical having 5 or 6 ring atoms or an optionally substituted divalent bicyclic carbocyclic or heterocyclic radical having 9 or 10 ring atoms. Examples of such radicals include those specified above in the discussion of radical Q^3.

Q^1 is hydrogen, an optional substituent, or an optionally substituted carbocyclic or heterocyclic radical having 3-7 ring atoms. Examples of such radicals include those specified above in the discussion of radical Q^4.

In the group R_2, Q^2 may be an optionally substituted divalent nitrogen-containing heterocyclic radical having 5 or 6 ring atoms, such as an optionally substituted divalent pyridonyl, pyridyl, pyrazolyl, pyrimidinyl, thiazolyl, or pyrrolyl radical, or Q_2 when present may be a divalent nitrogen-containing bicyclic carbocyclic or heterocyclic radical having 9 or 10 ring atoms, such as quinolinyl, isoquinolinyl, benzimidazolyl or 5-azaindolyl. Presently preferred Q^2 rings include optionally substituted pyridine, pyrimidine, pyrazine or pyridine-2-one rings, such as an optionally substituted pyridine-3-yl ring, an optionally substituted pyrimidine-5-yl ring, an optionally substituted pyrazine-2-yl ring or an optionally substituted pyridine-2-one-4-yl ring. Presently preferred optional substituents in Q^2 include CH_3-, CH_3O-, -CN, and $-NH_2$.

In the group R_2, q is 0 or 1. When q is 1, Alk^1 is present and may be, for example, an optionally substituted divalent C_1-C_3 alkylene radical which may optionally include an –NH- link, or optionally terminate in an -NH- link to Q^2. In a particular case, Alk^1 is a divalent C_2-C_3 alkylene radical which terminates in an -NH- link to Q^2, and which is oxo-substituted on the C atom adjacent that –NH- link, whereby Alk^1 has the formula $-(CH_2)_{0\text{-}2}C(=O)NH-$. In other cases Alk^1 has the formula $-(CH_2)_{1\text{-}2}NHC(=O)-$, with the (C=O) being linked to Q^2.

In the group R_2, Q^1 may be, for example, hydrogen, or an optional substituent as particularised above. In some embodiments Q^1 is a group of formula $-NR^AR^B$, wherein R^A and R^B are independently hydrogen or a $(C_1\text{-}C_6)$alkyl, hydroxy$(C_1\text{-}C_6)$alkyl, or $(C_1\text{-}C_3)$alkoxy$(C_1\text{-}C_3)$alkyl group, or R^A and R^B taken together with that nitrogen form a cyclic amino ring, for example, a piperidine, morpholine, thiomorpholine, azetidine, pyrrolidine or piperazine ring, the latter being optionally N-substituted by $C_1\text{-}C_3$ alkyl.

Currently preferred R_2 groups include the following:

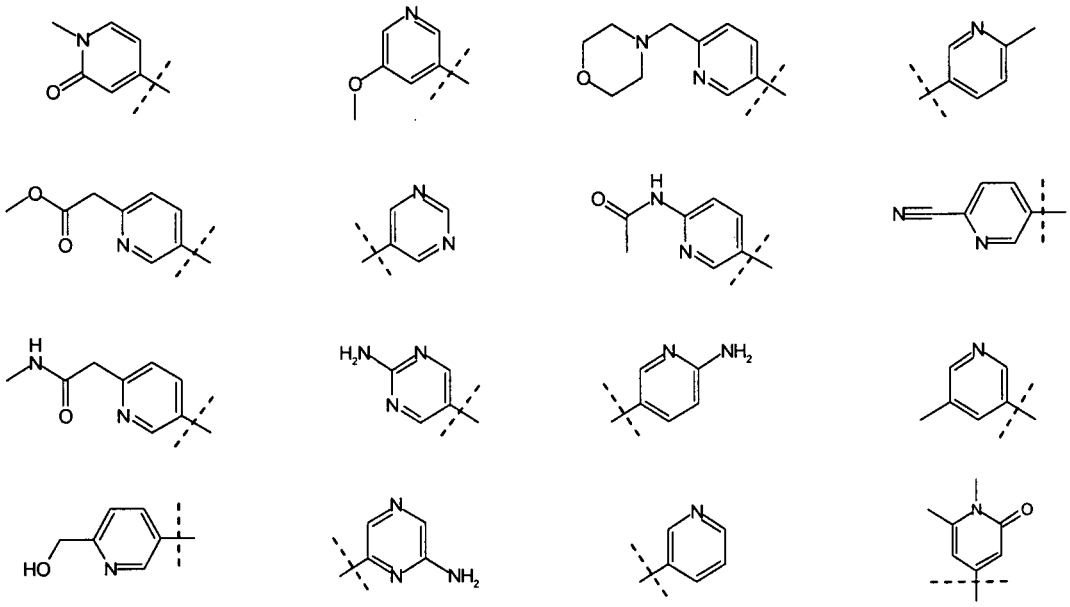

Utilities and Compositions

As mentioned above, the compounds with which the invention are concerned are antimicrobially active, and may therefore be of use as topical antibacterial disinfectants, or in the treatment of microbial infection in humans and non-human animals e.g. other mammals, birds and fish. Since the type II topoisomerase target of the compounds of the invention is a universal bacterial enzyme, the compounds of the invention inhibit growth of a variety of bacterial species, of the Gram-positive and/or Gram negative classes and atypical bacteria, such as staphylococci, enterococci, streptococci, haemophili, moraxellas, chlamydophilas, legionellas and mycoplasmas for example *Staphylococcus aureus, Staphylococcus epidermidis, Enterococcus faecalis, Enterococcus faecium, Streptococcus pneumoniae, Streptococcus pyogenes, Haemophilus influenzae, Moraxella catarrhalis,*

Chlamydophila pneumonia, Legionella pneumophila and *Mycoplasma pneumoniae*. The compounds with which the invention is concerned are therefore useful for the treatment of bacterial infection or contamination, for example in the treatment of, inter alia, Gram-positive infections and community acquired pneumonias.

It will be understood that the specific dose level for any particular patient will depend upon a variety of factors including the activity of the specific compound employed, the age, body weight, general health, sex, diet, time of administration, route of administration, rate of excretion, drug combination and the severity of the particular disease undergoing therapy. Optimum dose levels and frequency of dosing will be determined by clinical trial as is required in the art.

The compounds with which the invention is concerned may be prepared for administration by any route consistent with their pharmacokinetic properties. The orally administrable compositions may be in the form of tablets, capsules, powders, granules, lozenges, liquid or gel preparations, such as oral, topical, or sterile parenteral solutions or suspensions. Tablets and capsules for oral administration may be in unit dose presentation form, and may contain conventional excipients such as binding agents, for example syrup, acacia, gelatin, sorbitol, tragacanth, or polyvinyl-pyrrolidone; fillers for example lactose, sugar, maize-starch, calcium phosphate, sorbitol or glycine; tabletting lubricant, for example magnesium stearate, talc, polyethylene glycol or silica; disintegrants for example potato starch, or acceptable wetting agents such as sodium lauryl sulphate. The tablets may be coated according to methods well known in normal pharmaceutical practice. Oral liquid preparations may be in the form of, for example, aqueous or oily suspensions, solutions, emulsions, syrups or elixirs, or may be presented as a dry product for reconstitution with water or other suitable vehicle before use. Such liquid preparations may contain conventional additives such as suspending agents, for example sorbitol, syrup, methyl cellulose, glucose syrup, gelatin hydrogenated edible fats; emulsifying agents, for example lecithin, sorbitan monooleate, or acacia; non-aqueous vehicles (which may include edible oils), for example almond oil, fractionated coconut oil, oily esters such as glycerine, propylene glycol, or ethyl alcohol; preservatives, for example methyl or propyl p-hydroxybenzoate or sorbic acid, and if desired conventional flavouring or colouring agents.

For topical application to the skin, the drug may be made up into a cream, lotion or ointment. Cream or ointment formulations which may be used for the drug are

conventional formulations well known in the art, for example as described in standard textbooks of pharmaceutics such as the British Pharmacopoeia.

For topical application to the eye, the drug may be made up into a solution or suspension in a suitable sterile aqueous or non aqueous vehicle. Additives, for instance buffers such as sodium metabisulphite or disodium edeate; preservatives including bactericidal and fungicidal agents such as phenyl mercuric acetate or nitrate, benzalkonium chloride or chlorhexidine, and thickening agents such as hypromellose may also be included.

The active ingredient may also be administered parenterally in a sterile medium. Depending on the vehicle and concentration used, the drug can either be suspended or dissolved in the vehicle. Advantageously, adjuvants such as a local anaesthetic, preservative and buffering agents can be dissolved in the vehicle.

Synthesis and Example Compounds

There are multiple synthetic strategies for the synthesis of the compounds (I) with which the present invention is concerned, but all rely on known chemistry, known to the synthetic organic chemist. Thus, compounds according to formula (I) can be synthesised according to procedures described in the standard literature and are well-known to the one skilled in the art. Typical literature sources are "*Advanced organic chemistry*", 4th Edition (Wiley), J March, "*Comprehensive Organic Transformation*", 2nd Edition (Wiley), R.C. Larock , "*Handbook of Heterocyclic Chemistry*", 2nd Edition (Pergamon), A.R. Katritzky), review articles such as found in "*Synthesis*", "*Acc. Chem. Res.*" , "*Chem. Rev*", or primary literature sources identified by standard literature searches online or from secondary sources such as "*Chemical Abstracts*" or "*Beilstein*".

Examples of synthetic approaches and schemes for the preparation of compounds (I) are given in the Examples herein.

The invention will now be illustrated by reference to the following Examples:

Abbreviations

DMF – N,N-dimethylformamide

DMSO – dimethylsulfoxide

HPLC-MS – high performance liquid chromatography-mass spectrometry

NMR – nuclear magnetic resonance

Rt – retention time

THF – tetrahydrofuran

Scheme 1

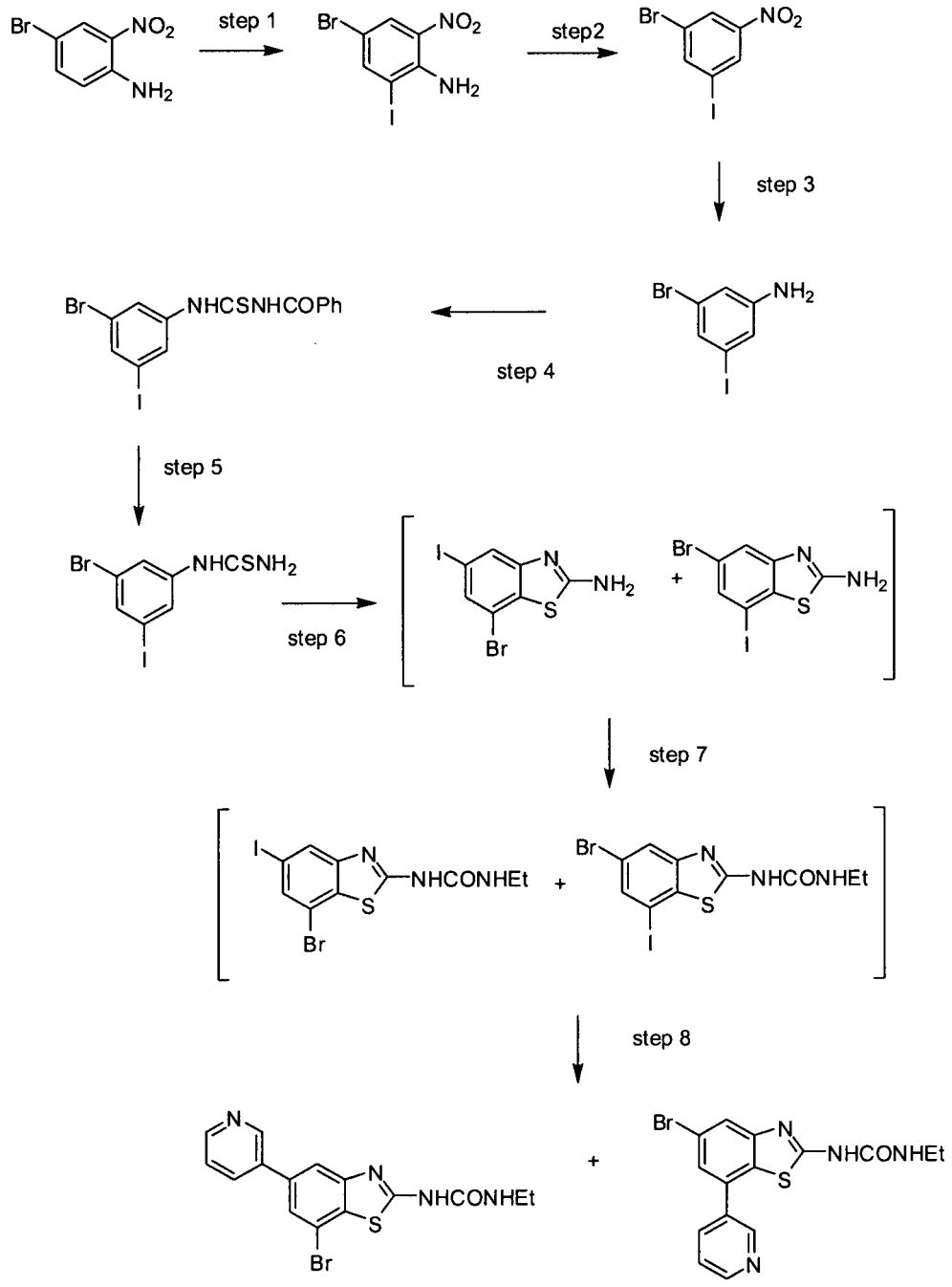

Step 1. 4-Bromo-2-iodo-6-nitroaniline.

4-Bromo-2-nitroaniline (14.3g, 0.0659 mol) was added in one portion to iodine (17.6g, 0.0692 mol) dissolved in ethanol (300ml), followed by silver (I) sulphate (20.4g 0.0659 mol). After stirring at ambient temperature for 18 hours the reaction was

filtered and the solid obtained was washed with dichloromethane until all the orange product had dissolved. The combined filtrates were evaporated *in vacuo* and the resulting solid was washed with diethyl ether/ 40-60 Petroleum ether (1:1) and filtered to give 4-bromo-2-iodo-6-nitroaniline as an orange solid (19.8 g, 88%), which was used without further purification.

^{1}H NMR (400MHz,δ,$CDCl_3$): 6.15(2H,br s), 8.00(1H,s), 8.42(1H,s).

Step 2. 3-Bromo-5-iodonitrobenzene.

4-bromo-2-iodo-6-nitroaniline (5 g, 0.0145 mol) was added in portions to stirred concentrated sulfuric acid (60 ml) keeping the temperature at 0-5°C. After stirring in the cold for 1 h, sodium nitrite (2.3 g, 0.0326 mol) was added and the reaction mixture stirred in the cold for a further 2 h. The reaction mixture was then poured into ice (250 ml). The resultant mixture was added, in portions, to a boiling solution of copper (II) sulfate (0.36 g, 0.00145 mol) in ethanol (150 ml) and boiled for a further 2 h. The reaction mixture was cooled to ambient temperature and extracted with ethyl acetate (300 ml) which was washed with saturated sodium hydrogen carbonate solution (250 ml) and dried ($MgSO_4$). The solvent was removed *in vacuo* to give 3-Bromo-5-iodonitrobenzene as a yellow solid (4.21 g, 88 %) which was used without further purification.

^{1}H NMR (400MHz,δ,$CDCl_3$): 8.18(1H,s), 8.34(1H,s), 8.50(1H,s)

Step 3. 3-Bromo-5-iodoaniline.

A mixture of 3-Bromo-5-iodonitrobenzene (4.21 g, 0.0128 mol) and iron powder (3.6g, 0.0642 mol) in glacial acetic acid (50 ml) was stirred at ambient temperature for 16 h. The reaction mixture was then filtered through a pad of celite and washed through with ethyl acetate. The filtrate was evaporated *in vacuo* to give a brown oil. This was re-dissolved in ethyl acetate, loaded onto a large pad of silica and eluted with ethyl acetate. The filtrate was evaporated *in vacuo* to afford 3-Bromo-5-iodoaniline as a brown solid (3.67g, 96%) which was used without further purification.

^{1}H NMR (400MHz,δ,$CDCl_3$): 3.72(2H,br s), 6.77(1H,s), 6.95(1H,s), 7.21(1H,s).

Step 4. 1-Benzoyl-3-(3-bromo-5-iodophenyl)-thiourea.

A solution of ammonium thiocyanate (4.45g, 0.0585 mol) in anhydrous acetone (48 ml) was treated dropwise with benzoyl chloride (6.47 ml, 0.05583 mol) and stirred at ambient temperature for 1h. A solution of 3-Bromo-5-iodoaniline (15.85g, 0.05319 mol) in anhydrous acetone (48 ml) was then added in one portion and the mixture stirred at ambient temperature for 16 h. The resultant suspension was poured into

water (300 ml) and stirred for 0.5 h. The precipitated solid was collected by filtration washed with water followed by 40-60° petroleum ether and dried *in vacuo* to afford 1-Benzoyl-3-(3-bromo-5-iodo-phenyl)-thiourea (20.70 g, 84 %).

^{1}H NMR (400MHz,δ,$CDCl_3$): 7.56(2H,m), 7.67(1H,m), 7.76(1H,s), 7.90(2H,d), 7.99(1H,s), 8.05(1H,s), 9.17(1H,br s), 12.70(1H,br s).

Step 5. (3-Bromo-5-iodo-phenyl)-thiourea.

A stirred suspension of 1-Benzoyl-3-(3-bromo-5-iodophenyl)-thiourea (20.70 g, 0.0449 mol) in methanol (303 ml) was treated with sodium methoxide (2.42g, 0.0449 mol) and stirred at ambient temperature for 4 h. The resultant suspension was evaporated to dryness at reduced pressure. The residue was mixed with water (500 ml) and extracted with ethyl acetate (3x200ml) which was dried ($MgSO_4$) and the solvent removed *in vacuo* to give a residue which was triturated with 40-60° petroleum ether/diethyl ether (1:1) to afford (3-Bromo-5-iodophenyl)-thiourea as an off-white solid (14.35 g, 89 %).

^{1}H NMR (400MHz,δ,D_6DMSO): 7.67(1H,s), 7.83(1H,s), 7.89(1H,s), 9.87(1H,br s).

Step 6. 7-Bromo-5-iodo-benzothiazol-2-ylamine and 5-Bromo-7-iodo-benzothiazol-2-ylamine.

A stirred suspension of (3-Bromo-5-iodo-phenyl)-thiourea (2.83g, 0.00723 mol) in chloroform (65 ml) was treated with bromine (1.16g, 0.4 ml, 0.00723 mol) and boiled under reflux for 5 h. After cooling to ambient temperature, the mixture was diluted with ether (200 ml). The solid material was collected by filtration, washed with aqueous sodium hydrogen carbonate solution (200 ml) followed by water (200 ml) and dried *in vacuo* to give a 1:1 mixture of 7-Bromo-5-iodo-benzothiazol-2-ylamine and 5-Bromo-7-iodo-benzothiazol-2-ylamine (2.87g, 100 %) which was used without further purification.

^{1}H NMR (400MHz,δ,D_6DMSO): 3.40(2H,br s), 7.50-7.95(2H,m).

Step 7. 1-(7-Bromo-5-iodo-benzothiazol-2-yl)-3-ethyl-urea and 1-(5-Bromo-7-iodo-benzothiazol-2-yl)-3-ethyl-urea.

A stirred mixture of the product from Step 6 (2.87g, 0.00808 mol), anhydrous 1,4-dioxane (95 ml), ethyl isocyanate (2.87g, 3.2 ml, 0.0404 mol) and dibutyltindiacetate (0.2 ml) was heated at 100 °C for 16 h. After cooling to ambient temperature, the reaction mixture was evaporated to dryness and the residue triturated with diethyl ether (250 ml). The solid material was collected by filtration and dried *in vacuo* to give a 1:1 mixture of 1-(7-Bromo-5-iodo-benzothiazol-2-yl)-3-ethyl-urea and 1-(5-Bromo-7-

iodo-benzothiazol-2-yl)-3-ethyl-urea as a white solid (2.17 g, 63 %) which was used without further purification.

^{1}H NMR (400MHz,δ,D_6DMSO): 1.12(3H,m), 3.23(2H,m), 6.77(1H,br t), 7.72-8.00(2H,m).

Step 8. 1-(5-Bromo-7-pyridin-3-yl-benzothiazol-2-yl)-3-ethyl-urea [Example 2] and 1-(7-Bromo-5-pyridin-3-yl-benzothiazol-2-yl)-3-ethyl-urea. [Example 3]

A stirred mixture of the product from Step 7 (3.66g, 0.00859 mol), 3-pyridineboronic acid (1.06g, 0.00859 mol), powdered potassium phosphate tribasic (2.18g, 0.0103 mol), anhydrous 1,4-dioxane (58 ml) and anhydrous methanol (117ml) was purged with nitrogen for 15 min. 1,1'-bis(diphenylphosphino)ferrocene palladium (II) chloride complex (0.70g, 0.000859 mol) was added and the mixture heated at 80°C for 16 h under an atmosphere of nitrogen. After cooling to ambient temperature, the mixture was filtered through celite and washed through with methanol. The filtrate was evaporated *in vacuo* and the resultant residue was purified by "flash" silica chromatography using ethyl acetate to elute 1-(5-Bromo-7-pyridin-3-yl-benzothiazol-2-yl)-3-ethyl-urea (1.0g, 30%) and 5 % methanol in ethyl acetate to elute 1-(7-Bromo-5-pyridin-3-yl-benzothiazol-2-yl)-3-ethyl-urea (0.857g, 26%).

1-(5-Bromo-7-pyridin-3-yl-benzothiazol-2-yl)-3-ethyl-urea: ^{1}H NMR (400MHz,δ,D_6DMSO): 1.10(3H,t), 3.20(2H,m), 6.76(1H,br t), 7.56(1H,s), 7.62(1H,m), 7.90(1H,s), 8.17(1H,d), 8.71(1H,d), 8.92(1H,s).

1-(7-Bromo-5-pyridin-3-yl-benzothiazol-2-yl)-3-ethyl-urea: ^{1}H NMR (400MHz,δ,D_6DMSO): 1.15(3H,t), 3.23(2H,m), 6.78(1H,br t), 7.53(1H,m), 7.81(1H,s), 8.00(1H,s), 8.20(1H,d), 8.62(1H,d), 9.00(1H,s).

LC-MS *m/z* 377$[M+H]^+$ Rt=2.63min.

The following were prepared similarly:

ID	NAME	LC-MS DATA
Example 1	1-[7-(6-Amino-pyridin-3-yl)-5-bromo-benzothiazol-2-yl]-3-ethyl-urea	*m/z* 392$[M+H]^+$ Rt=2.22min.
	1-[5-(2-Amino-pyrimidin-5-yl)-7-bromo-benzothiazol-2-yl]-3-ethyl-urea	*m/z* 395$[M+H]^+$ Rt=2.91min.
	1-[7-(2-Amino-pyrimidin-5-yl)-5-bromo-benzothiazol-	*m/z* 395$[M+H]^+$ Rt=2.90min.

	2-yl]-3-ethyl-urea	

Scheme 1A

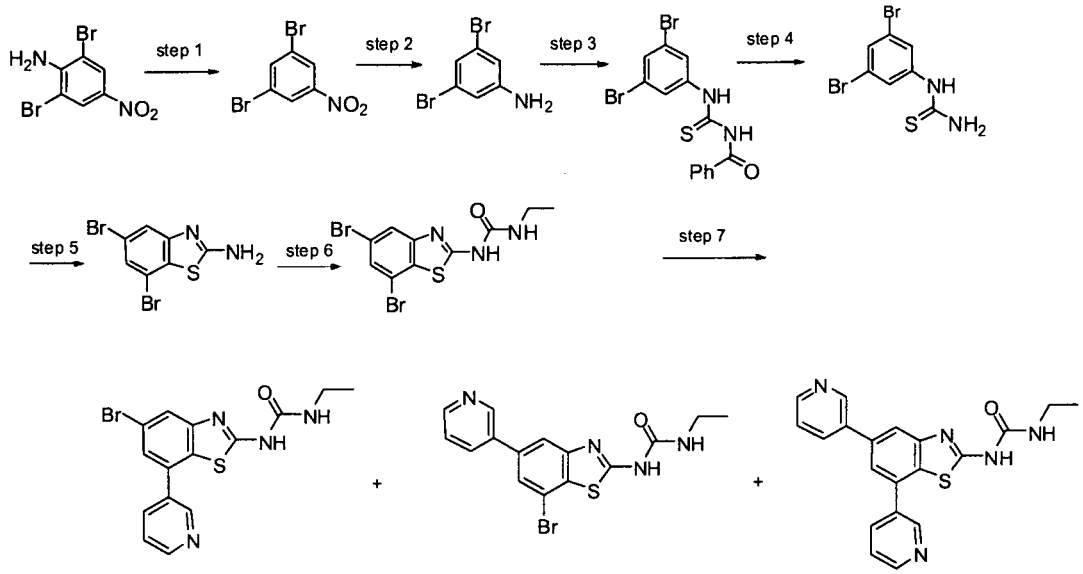

Step 1. 1,3-Dibromo-5-nitro-benzene.

To an ice-cold solution of 2,6-dibromo-4-nitro-aniline (100 g, 0.34 mol) in 1.50 L of ethanol was added dropwise conc. H_2SO_4 (116 ml, 2.15 mol) over 30-45 min with constant stirring. The reaction mixture was heated to 60°C and sodium nitrite (72 g, 1.09 mol) was added to the reaction mixture portion wise. The resulting yellow colored reaction mixture was heated slowly to 90°C and refluxed for 2 to 2.5 h. After cooling to room temperature, the mixture was poured into ice water. The reddish brown solid thus obtained was filtered, washed with water and dried to give the desired compound as a brown solid (85.0 g, 90%).

^{1}H-NMR (400 MHz, DMSO-d_6): δ 8.38 (d, J= 1.20 Hz, 1H) and 8.40 Hz, br s, 2H).

Step 2. 3,5-Dibromoaniline.

To a solution of 1,3-dibromo-5-nitro-benzene (85.0 g, 0.30 mol) in 1 L of ethanol was added $SnCl_2.2H_2O$ (341.0 g, 1.50 mol) portion wise at room temperature. The reaction mixture was heated under reflux at 80°C for 1.5 h. After cooling to room temperature, the solvent was evaporated under reduced pressure and the crude white solid thus obtained was basified with 4N NaOH solution to pH 12. The mixture was extracted with ethyl acetate (x 3) and the combined organic layer was washed with brine solution and dried over Na_2SO_4. The solvent was removed under reduced pressure, to give the desired compound as a brown solid (65.0 g, 86%).

^{1}H-NMR (400 MHz, DMSO-d_6): δ 5.71 (br s, 2H), 6.71 (s, 2H) and 6.77 (s, 1H).

Step 3. 1-Benzoyl-3-(3,5-dibromo-phenyl)-thiourea.

To the solution of 3,5-dibromoaniline (65.0 g, 0.26 mol) in anhydrous acetone (1.6 L) was added benzoylisothiocyanate (46.4 g, 0.28 mol) and the reaction mixture was stirred at room temperature for 30 min. Acetone was distilled off and the crude residue was washed with hexane to obtain desired compound as yellow solid (96.5 g, 90 %).

^{1}H-NMR (400 MHz, DMSO-d_6): δ 7.56 (t, J= 7.60 Hz, 2H), 7.67 (t, J= 7.20 Hz, 1H), 7.75 (s, 1H), 7.96-7.98 (m, 4H), 11.76 (br s, 1H) and 12.54 (br s, 1H).

Step 4. (3,5-Dibromo-phenyl)-thiourea.

A solution of NaOH (46.30 g, 1.16 mol) dissolved in 480 mL of H_2O was added to a solution of 1-benzoyl-3-(3,5-dibromo-phenyl)-thiourea (96.0 g, 0.23 mol) in 1.20 L of THF. The resulting reaction mixture was stirred at 70°C for 12 hours. THF was distilled off and extracted with ethyl acetate (x 3). The combined organic layer was dried over Na_2SO_4, filtered and distilled off to get the crude residue that was washed with hexane to obtain the desired compound as a grey solid (68 g, 95 %).

^{1}H-NMR (400 MHz, DMSO-d_6): δ 7.49 (s, 1H), 7.84 (s, 2H), 7.98 (br s, 2H) and 10.48 (br s, 1H). MS: 310.88 $(M+H)^+$.

Step 5. 5,7-Dibromo-benzothiazol-2-ylamine.

To a solution of (3,5-dibromo-phenyl)-thiourea (35 g, 0.11 mol) in $CHCl_3$ (600 mL) at –55-60°C was added dropwise a solution of Br_2 (40.40 g, 0.25 mol, in 100 ml of $CHCl_3$) over a period of 1 h. The reaction mixture was stirred at –55-60°C for 15 min followed by refluxing at 70-75°C for 3 h. The reaction mixture was cooled to room temperature and filtered to get the crude residue that was washed with hexane and diethyl ether. The solid thus obtained was dissolved in H_2O, basified with aqueous ammonia solution to pH 10-12 and stirred for 30 min. The solid thus obtained was filtered and washed with water to get the desired product (34.0 g, 98%).

^{1}H-NMR (400 MHz, DMSO-d_6): δ 7.39 (s, 1H), 7.48 (s, 1H) and 7.95 (br s, 2H). MS: 308.96 $(M+H)^+$.

Step 6. 1-(5,7-Dibromo-benzothiazol-2-yl)-3-ethyl-urea.

To a solution of 5,7-dibromo-benzothiazol-2-ylamine (20.0 g, 0.65 mol) in dioxane (400 mL) was added ethylisocyante (27.83 g, 0.39 mol) and the reaction mixture was stirred at 75-80°C for 15 h. After the completion of the reaction (TLC monitoring) the

solvent was evaporated and the residue was taken in H_2O and stirred at 70-75°C for 15 h. The solid was filtered and washed with hot water and dried under high vacuum to get the desired product (19.65 g, 80%).

^{1}H-NMR (400 MHz, DMSO-d_6): δ 1.08 (t, J= 6.80 Hz, 3H), 3.18 (m, 2H), 6.76 (br s, 1H), 7.62 (s, 1H), 7.82 (s, 1H) and 11.10 (br s, 1H). MS: 379.90 $(M+H)^+$.

Step 7. 1-(5-Bromo-7-pyridin-3-yl-benzothiazol-2-yl)-3-ethyl-urea. [Example 2]
1-(7-Bromo-5-pyridin-3-yl-benzothiazol-2-yl)-3-ethyl-urea. [Example 3]
1-(5,7-Di-pyridin-3-yl-benzothiazol-2-yl)-3-ethyl-urea. [Example 4]

To a solution of 1-(5,7-dibromo-benzothiazol-2-yl)-3-ethyl-urea (1.60 g, 0.40 mmol) in DMF-H_2O (2:1, 48 mL) was added pyridine-3-boronic acid (0.51 g, 0.42 mmol) and K_3PO_4 (0.90 g, 0.42 mmol) under nitrogen atmosphere at room temperature. The reaction mixture was then degassed for 30 min followed by addition of [1,1'-bis(diphenylphosphino)ferrocene] dichloropalladium(II) complex with CH_2Cl_2 (0.35 g, 0.042 mmol). The reaction mixture was then again degassed for 30 min and heated at 120°C for 1h under nitrogen atmosphere. DMF was distilled off, water was added into reaction mixture and extracted with ethyl acetate (x 3). The combined organic layer was dried over anhydrous Na_2SO_4, and evaporated to dryness under reduced pressure. The compound was purified over silica (230-400 M) using ethyl acetate/hexane (gradient) to provide the desired compounds.

1-(5-Bromo-7-pyridin-3-yl-benzothiazol-2-yl)-3-ethyl-urea. 60% EtOAc-Hexane (14% yield). ^{1}H-NMR (400 MHz, DMSO-d_6): δ 1.07 (t, J= 7.20 Hz, 3H), 3.14 (m, 2H), 6.73 (br s, 1H), 7.52-7.60 (m, 2H), 7.87 (s, 1H), 8.11-8.13 (m, 1H), 8.67-8.69 (m, 1H), 8.89 (m, 1H), and 10.99 (br s, 1H). MS: 378.99 $(M+H)^+$.

1-(7-Bromo-5-pyridin-3-yl-benzothiazol-2-yl)-3-ethyl-urea. 80% EtOAc-Hexane (17% yield), m.p. 345°C. ^{1}H NMR (DMSO-d_6, 400 MHz): δ 1.11 (t, J= 7.20 Hz, 3H), 3.20 (m, 2H), 6.75 (br s, 1H), 7.48-7.51 (m, 1H), 7.63 (s, 1H), 7.79 (s, 1H), 8.18 (m, 1H), 8.60 (m, 1H), 8.97 (s, 1H) and 11.01 (br s, 1H). MS: 377.17 $(M+H^+)$.

1-(5,7-Di-pyridin-3-yl-benzothiazol-2-yl)-3-ethyl-urea. 95% EtOAc-MeOH (25% yield). ^{1}H NMR (DMSO-d_6, 400 MHz): δ 1.08 (t, J= 7.20 Hz, 3H), 3.15-3.22 (m, 2H), 6.57 (s, 3H), 6.75 (br s, 1H), 7.49-7.53 (m, 1H), 7.59-7.62 (m, 1H), 7.70 (s, 1H), 8.02 (s, 1H), 8.21-8-26 (m, 2H), 8.34 (s, 1H), 8.59 (d, J=4.8 Hz, 1H), 8.68 (d, J=4.8 Hz, 1H), 9.00 (s, 1H), and 11.0 (br s, 1H). MS: 376.07 $(M+H^+)$.

The following were prepared similarly:

ID	NAME	LC/MS or 1HNMR DATA
	N-{5-[7-Bromo-2-(3-ethyl-ureido)-benzothiazol-5-yl]-pyridin-2-yl}-acetamide	^{1}H NMR (400MHz, δ, D_6DMSO): 1.14(3H,t), 2.16(3H,s), 3.25(2H,m), 6.78(1H,br s), 7.81(1H,d), 7.98(1H,s), 8.20(2H,m), 8.76(1H,s), 10.66(1H,s), 11.00(1H,br s).
	1-[5-(6-Amino-pyridin-3-yl)-7-bromo-benzothiazol-2-yl]-3-ethyl-urea	*m/z* 394$[M+H]^+$ Rt=2.25min.
Example 5	1-[5-Bromo-7-(1-methyl-1H-pyrazol-4-yl)-benzothiazol-2-yl]-3-ethyl-urea	(400MHz,δ,D_6DMSO): 1.09 (t, J=7.2 Hz, 3H), 3.18 (q, J=7.2 Hz, 2H), 3.94 (s, 3H), 6.74 (br s, 1H), 7.56 (s, 1H), 7.68 (s, 1H), 7.97 (s, 1H), 8.26 (s, 1H), 10.95 (br s, 1H). *m/z* 380.06 $[M+H]^+$.
Example 6	1-[7-Bromo-5-(1-methyl-1H-pyrazol-4-yl)-benzothiazol-2-yl]-3-ethyl-urea	(DMSO-d_6, 400 MHz): δ 1.09 (t, J=7.2 Hz, 3H), 3.19 (q, J=7.6 Hz, 2H), 3.85 (s, 3H), 7.41 (m, 1H), 7.65 (s, 1H), 7.81 (s, 1H), 7.98 (s, 1H), 8.27 (s, 1H) and 10.91 (br s, 1H). *m/z* 380.07 $[M+H]^+$.
Example 7	1-[5,7-Bis-(1-methyl-1H-pyrazol-4-yl)-benzothiazol-2-yl]-3-ethyl-urea	(DMSO-d_6, 400 MHz): δ 1.09 (t, J=7.20 Hz, 3H), 3.19 (q, J=7.2 Hz, 2H), 3.87 (s, 3H), 3.95 (s, 3H), 6.73 (br s, 1H), 7.65 (s, 1H), 7.69 (s, 1H), 7.99 (s, 2H), 8.22 (s, 1H), 8.26 (s,

		1H), 10.73 (br s, 1H). *m/z* 382.20 $[M+H]^+$.

Scheme 1B.

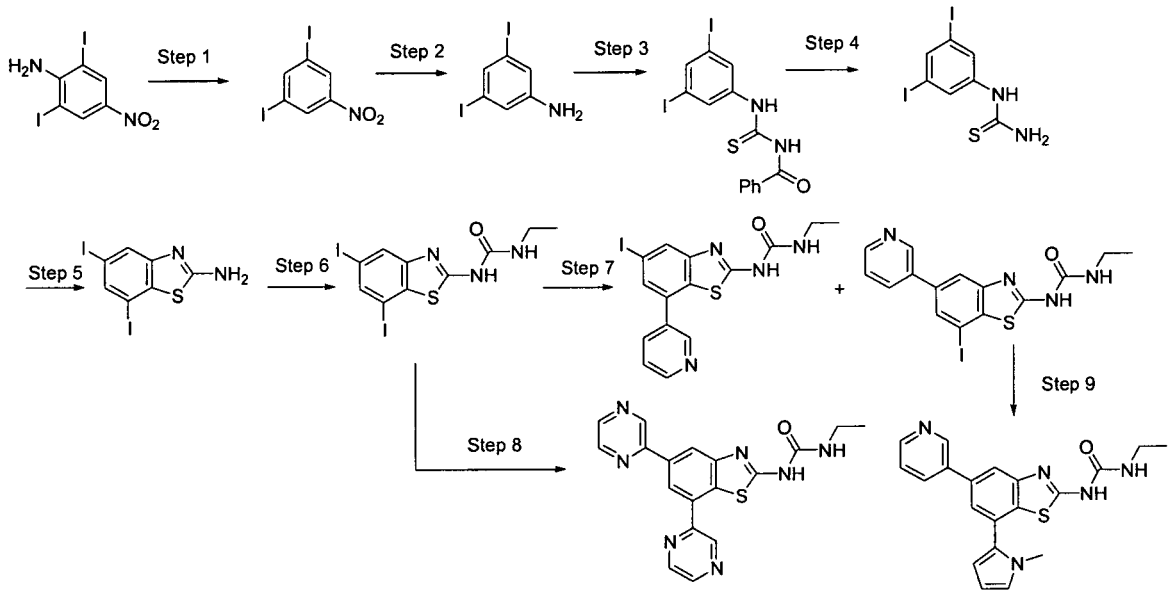

Step 1. 1,3-Diiodo-5-nitro-benzene.

To an ice-cold solution of 2,6-diiodo-4-nitro-aniline (25.0 g, 0.06 mol) in ethanol (625 mL) was added dropwise conc. H_2SO_4 (50.0 ml, 0.90 mol) over 30-45 min with constant stirring. The reaction mixture was heated to 60°C and sodium nitrite (9.70 g, 0.14 mol) was added to the reaction mixture portion wise. The resulting yellow colored reaction mixture was heated slowly to 90°C and refluxed for 2 to 2.5 h. After cooling to room temperature, the mixture was poured into ice water. The reddish brown solid thus obtained was filtered, washed with water and dried to give the desired compound as a yellow solid (17.0 g, 72%).

^{1}H NMR (DMSO-d_6, 400 MHz): δ 8.48 (s, 2H) and 8.56 (s, 1H).

Step 2. 3,5-Diiodoaniline.

To a solution of 1,3-diiodo-5-nitro-benzene (15.80 g, 0.042 mol) in ethanol (200 mL) was added $SnCl_2.2H_2O$ (28.50 g, 0.13 mol) portion wise at room temperature. The reaction mixture was heated under reflux at 80°C for 1.5 h. After cooling to room temperature, the solvent was evaporated under reduced pressure and the crude solid thus obtained was basified with 4N NaOH solution to pH 12. The mixture was extracted with ethyl acetate (x 3) and the combined organic layer was washed with

brine solution and dried over Na_2SO_4. The solvent was removed under reduced pressure, to give the desired compound as a yellow solid (11.0 g, 75%).

Step 3. 1-Benzoyl-3-(3,5-diiodo-phenyl)-thiourea.

To the solution of 3,5-diiodoaniline (5.0 g, 0.01 mol) in anhydrous acetone (150 mL) was added benzoylisothiocyanate (2.81 g, 0.012 mol) and the reaction mixture was stirred at room temperature for 30 min. Acetone was distilled off and the crude residue was washed with hexane to obtain desired compound as a yellow solid (6.35 g, 91%).

Step 4. (3,5-Diiodo-phenyl)-thiourea.

A solution of NaOH (1.30 g, 0.033 mol) dissolved in 35 mL of H_2O was added to a solution of 1-benzoyl-3-(3,5-diiodo-phenyl)-thiourea (6.30 g, 0.013 mol) in 75 mL of THF. The resulting reaction mixture was stirred at 70°C for 12 hours. THF was distilled off and extracted with ethyl acetate (x 3). The combined organic layer was dried over Na_2SO_4, filtered and distilled off to get the crude residue that was washed with hexane to obtain the desired compound (4.0 g, 75 %).

MS: 405.06 ($M+H^+$).

Step 5. 5,7-Diiodo-benzothiazol-2-ylamine.

To a solution of (3,5-diiodo-phenyl)-thiourea (4.0 g, 0.01 mol) in $CHCl_3$ (160 mL) at –55-60°C was added dropwise a solution of Br_2 (4.72 g, 0.02 mol, in 25 ml of $CHCl_3$) over a period of 15 min. The reaction mixture was stirred at –55-60°C for 15 min followed by refluxing at 70-75°C for 3 h. The reaction mixture was cooled to room temperature and filtered to get the crude residue that was washed with hexane and diethyl ether. The solid thus obtained was dissolved in H_2O, basified with aqueous ammonia solution to pH 10-12 and stirred for 30 min. The solid thus obtained was filtered and washed with water to get the desired product (3.50 g, 88%).

^1H NMR (DMSO-d_6, 400 MHz): δ 7.59 (d, J= 1.0 Hz, 1H), 7.62 (d, J= 1.0 Hz, 1H) and 7.85 (br s, 2H). MS: 403.06 ($M+H^+$).

Step 6. 1-(5,7-Diiodo-benzothiazol-2-yl)-3-ethyl-urea.

To a solution of 5,7-diiodo-benzothiazol-2-ylamine (8.0 g, 0.02 mol) in dioxane (160 mL) was added ethylisocyante (10.70 g, 0.15 mol) and the reaction mixture was stirred at 75-80°C for 15 h. After the completion of the reaction (TLC monitoring) the solvent was evaporated and the residue was taken in H_2O and stirred at 70-75°C for

15 h. The solid was filtered and washed with hot water and dried under high vacuum to get the desired product (5.0 g, 53%).

^{1}H NMR (DMSO-d_6, 400 MHz): δ 1.08 (t, J= 7.20 Hz, 3H), 3.16-3.19 (m, 2H), 6.73 (br s, 1H), 7.82 (s, 1H), 7.94 (s, 1H) and 10.97 (br s, 1H). MS: 474.12 ($M+H^+$).

Step 7. 1-Ethyl-3-(5-iodo-7-pyridin-3-yl-benzothiazol-2-yl)-urea [Example 8] and 1-Ethyl-3-(7-iodo-5-pyridin-3-yl-benzothiazol-2-yl)-urea [Example 9].

To a solution of 1-(5,7-diiodo-benzothiazol-2-yl)-3-ethyl-urea (0.20 g, 0.42 mmol) in DMF (5 mL) was added pyridine 3-boronic acid (0.076 g, 0.63 mmol) and K_3PO_4 (0.133 g, 0.63 mmol) under nitrogen atmosphere at room temperature. The reaction mixture was degassed for half an hour followed by the addition of bis(triphenylphosphine)palladium(II) dichloride (0.0044 g, 0.063 mmol). The reaction mixture was again degassed for half an hour and then heated at 120°C for 1h under nitrogen atmosphere. DMF was distilled off, added water and extracted with ethyl acetate (x 3). The combined organic layer was dried over anhydrous Na_2SO_4, and evaporated to dryness under reduced pressure. The residue was purified by chromatography on silica (230-400 M) using DCM/Methanol (99:1) to provide 1-Ethyl-3-(5-iodo-7-pyridin-3-yl-benzothiazol-2-yl)-urea as an off white solid (0.025 g, 14%) and DCM/Methanol (98:2) to provide 1-Ethyl-3-(7-iodo-5-pyridin-3-yl-benzothiazol-2-yl)-urea as an off white solid (0.025 g, 14%).

1-Ethyl-3-(5-iodo-7-pyridin-3-yl-benzothiazol-2-yl)-urea: ^{1}H NMR (DMSO-d_6, 400 MHz): δ 1.07 (t, J= 7.20 Hz, 3H), 3.16 (m, 2H), 6.76 (br s, 1H), 7.56-7.59 (m, 1H), 7.64 (d, J= 8.0 Hz, 1H), 8.03 (s, 1H), 8.11 (dd, J=1.6 and 8.0 Hz, 1H), 8.69 (d, J= 4.40 Hz, 1H), 8.88 (s, 1H), 11.01 (br s, 1H). MS: 425.00 ($M+H^+$).

1-Ethyl-3-(7-iodo-5-pyridin-3-yl-benzothiazol-2-yl)-urea: ^{1}H NMR (DMSO-d_6, 400 MHz): δ 1.09 (t, J= 7.20 Hz, 3H), 3.19 (m, 2H), 6.77 (br s, 1H), 7.47-7.50 (m, 1H), 7.88 (s, 1H), 7.94 (s, 1H), 8.12-8.15 (m, 1H), 8.58 (br s, 1H), 8.93 (s, 1H) and 10.96 (br s, 1H). MS: 425.0 ($M+H^+$).

Step 8. 1-(5,7-Di-pyrazin-2-yl-benzothiazol-2-yl)-3-ethyl-urea [Example 10]

To a solution of 1-(5,7-diiodo-benzothiazol-2-yl)-3-ethyl-urea (0.50 g, 1.0 mmol) in DMF (5.0 mL) was added 2-tributylstannyl-pyrazine (0.78 g, 2.0 mmol) under nitrogen atmosphere at room temperature. The reaction mixture was degassed for half an hour followed by the addition of tetrakis(triphenylphosphine)palladium(0) (0.18 g, 0.10 mmol). The reaction mixture was again degassed for half an hour and then heated at 120°C for 2h under nitrogen atmosphere. After the completion of the

reaction (TLC monitoring), DMF was distilled off, added water and extracted with ethyl acetate (x 3). The combined organic layer was dried over anhydrous Na_2SO_4, and evaporated to dryness under reduced pressure. The compound was purified by chromatography on silica (230-400 M) using ethyl acetate/Methanol) (95:5) to provide the title compound as off white solid (0.025 g, 6.5%).

^1H NMR (DMSO-d_6, 400 MHz): δ 1.11 (t, J= 7.2 Hz, 3H), 3.22 (q, J= 8.4 Hz, 2H), 6.79 (br s, 1H), 8.52 (s, 1H), 8.68 (s, 1H), 8.72 (s, 1H), 8.79 (s, 1H), 8.86 (s, 1H), 8.90 (s, 1H), 9.60 (s, 1H), 9.78 (s, 1H) and 10.83 (br s, 1H). MS: 378.18 ($M+H^+$).

Step 9. 1-Ethyl-3-[7-(1-methyl-1H-pyrrol-2-yl)-5-pyridin-3-yl-benzothiazol-2-yl]-urea [Example 11]

To a solution of 1-ethyl-3-(7-iodo-5-pyridin-3-yl-benzothiazol-2-yl)-urea (0.10 g, 0.24 mmol) in DMF (2.0 mL) was added N-methyl-2-tributylstannyl-1H-pyrrole (0.18 g, 0.47 mmol) under nitrogen atmosphere at room temperature. The reaction mixture was degassed for half an hour followed by the addition of tetrakis(triphenylphosphine)palladium(0) (0.027 g, 0.024 mmol). The reaction mixture was again degassed for half an hour and then heated at 120°C for 20 h under nitrogen atmosphere. After the completion of the reaction (TLC monitoring), DMF was distilled off, added water and extracted with ethyl acetate (x 3). The combined organic layer was dried over anhydrous Na_2SO_4, and evaporated to dryness under reduced pressure. The crude residue was purified by prep-HPLC to provide the title compound as off white solid (0.005 g, 6.0%).

1H NMR (DMSO-d6, 400 MHz): δ 1.08 (t, J= 6.80 Hz, 3H), 3.17 (q, J= 6.0 Hz, 2H), 3.68 (s, 3H), 6.19 (s, 1H), 6.41 (m, 1H), 6.77 (br s, 1H), 6.96 (s, 1H), 7.48-7.53 (m, 2H), 7.89 (s, 1H), 8.19 (d, J= 8.0 Hz, 1H), 8.59 (m, 1H), 9.00 (s, 1H) and 10.80 (br s, 1H).

MS: 378.15 (M-H+).

Qualitative HPLC Purity (Xbridge C18, 250 x 4.6 mm, 275 nm): 98.22% (Rt = 14.25 min).

Scheme 1C

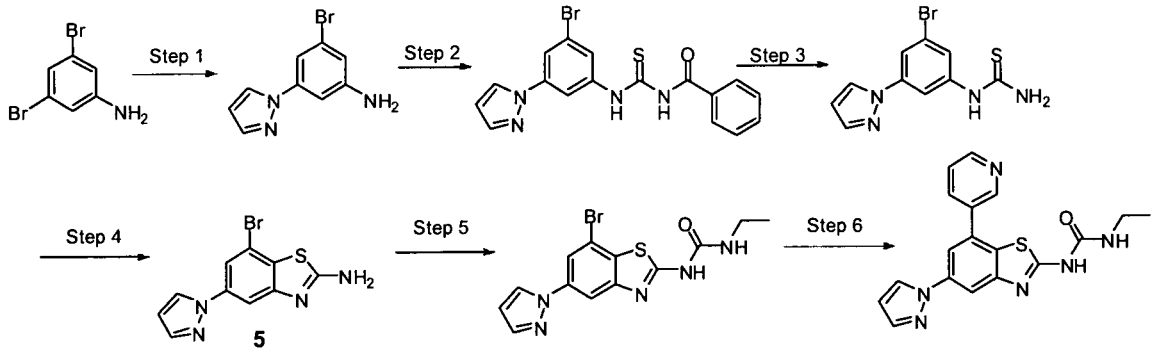

Step 1. 3-Bromo-5-pyrazol-1-yl-phenylamine.

To a solution of 3,5-dibromoaniline (0.50 g, 1.99 mmol) in DMSO (2.0 mL) was added sequentially L-Proline (0.041 g, 0.36 mmol), Cs_2CO_3 (1.16 g, 3.58 mmol), CuI (0.038 g, 0.20 mmol) and pyrazole (0.12 g, 1.80 mmol). The reaction mixture was degassed for 10 min and then heated to 110°C for 48 h. After the completion of reaction (TLC monitoring), the reaction mixture was cooled to room temperature, added water and extracted with ethyl acetate (x 3). The combined organics was washed with water, dried (Na_2SO_4), filtered and concentrated. The residue was purified over silica gel (230-400 M, 15% EtOAc-Hexane) to get the desired compound (0.18 g, 37%).

Step 2. 1-Benzoyl-3-(3-bromo-5-pyrazol-1-yl-phenyl)-thiourea.

To the solution of 3-bromo-5-pyrazol-1-yl-phenylamine (0.18 g, 0.76 mmol) in anhydrous acetone (5.0 mL) was added benzoylisothiocyanate (0.14 g, 0.83 mmol) and the reaction mixture was stirred at room temperature for 30 min. Acetone was distilled off and the crude residue was washed with hexane to obtain desired compound (0.27 g, 89%).

Step 3. (3-Bromo-5-pyrazol-1-yl-phenyl)-thiourea.

A solution of NaOH (0.13 g, 3.35 mmol) dissolved in 1.0 mL of H_2O was added to a solution of 1-Benzoyl-3-(3-bromo-5-pyrazol-1-yl-phenyl)-thiourea **3** (0.27 g, 0.67 mmol) in 5.0 mL of THF. The resulting reaction mixture was stirred at 70°C for 12 hours. THF was distilled off and extracted with ethyl acetate (x 3). The combined organic layer was dried over Na_2SO_4, filtered and distilled off to get the crude residue that was washed with 2% Ethyl acetate-hexane to obtain the desired compound (0.17 g, 85%).

Step 4. 7-Bromo-5-pyrazol-1-yl-benzothiazol-2-ylamine.

To a solution of (3-bromo-5-pyrazol-1-yl-phenyl)-thiourea (1.0 g, 3.0 mmol) in DCM (17.0 mL) at 0°C was added dropwise a solution of Br_2 (1.07 g, 6.0 mmol, in 3.0 ml of DCM) over a period of 15 min. The reaction mixture was stirred at 0°C for 15 min followed by refluxing for 2 h. The reaction mixture was cooled to room temperature and filtered to get the crude residue that was washed with hexane and diethyl ether. The solid thus obtained was dissolved in H_2O, basified with aqueous ammonia solution to pH 10-12 and extracted with ethyl acetate (x 3). The combined organic was washed with water, dried (Na_2SO_4), filtered and concentrated. The residue was purified over silica gel (230-400 M, 25% EtOAc-Hexane) to get the desired product (0.30 g, 30%).

Step 5. 1-(7-Bromo-5-pyrazol-1-yl-benzothiazol-2-yl)-3-ethyl-urea.

To a solution of 7-bromo-5-pyrazol-1-yl-benzothiazol-2-ylamine (0.10 g, 0.34 mmol) in dioxane (5.0 mL) was added ethylisocyante (0.24 g, 3.34 mmol) and the reaction mixture was stirred at 55°C for 15 h. After the completion of the reaction (TLC monitoring) the solvent was evaporated and the residue was washed with hexane to get the desired product (0.11 g, 88%).

Step 6. 1-Ethyl-3-(5-pyrazol-1-yl-7-pyridin-3-yl-benzothiazol-2-yl)-urea. [Example 12]

To a solution of 1-(7-bromo-5-pyrazol-1-yl-benzothiazol-2-yl)-3-ethyl-urea (0.27 g, 0.74 mmol) in DMF: H_2O (2:1, 15 mL) was added 3-pyridyl boronic acid (0.11 g, 0.88 mmol) and K_3PO_4 (0.17 g, 0.81 mmol) under nitrogen atmosphere at room temperature. The reaction mixture was then degassed for half an hour followed by the addition of bis(triphenylphosphine)palladium(II) dichloride (0.077 g, 0.11 mmol). The reaction mixture was then again degassed for half an hour and heated at 120°C for 2 h under nitrogen atmosphere. After the completion of the reaction (TLC monitoring), DMF was distilled off; water was added to the reaction mixture and extracted with ethyl acetate. The combined organic layers were dried over anhydrous Na_2SO_4, and evaporated to dryness under reduced pressure. The crude residue was purified over silica gel (230-400 M) using EtOAc-Hexane (70:30) to provide the title compound (0.066 g, 22%).

^1H NMR (DMSO-d_6, 400 MHz): δ 1.08 (t, J= 7.2 Hz, 3H), 3.17 (m, 2H), 6.57 (s, 1H), 6.75 (br s, 1H), 7.60-7.63 (m, 1H), 7.78 (s, 1H), 7.86 (s, 1H), 8.13-8.20 (m, 2H), 8.70 (s, 1H), 8.97 (s, 1H) and 11.0 (br s, 1H). MS: 365.24 ($M+H^+$).

Scheme 2A

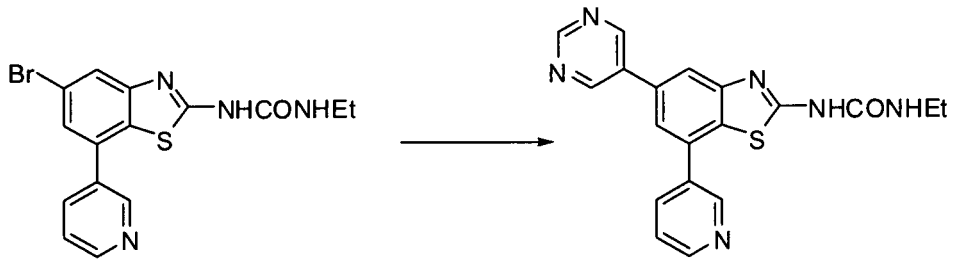

1-Ethyl-3-(7-pyridin-3-yl-5-pyrimidin-5-yl-benzothiazol-2-yl)-urea. [Example 13]

A stirred mixture of 1-(5-Bromo-7-pyridin-3-yl-benzothiazol-2-yl)-3-ethyl-urea (250 mg, 0.663 mmol), pyrimidine-5-boronic acid (86 mg, 0.696 mmol), powdered potassium phosphate tribasic (167 mg, 0,796 mmol) and 1,1'-bis(diphenylphosphino)ferrocene palladium(II)chloride complex (81 mg, 0,0995 mmol) in anhydrous 1,4-dioxane (5 ml) and anhydrous methanol (10 ml) was purged with nitrogen for 5 min and heated in a sealed vessel for 16 h at 80°C. After cooling to ambient temperature, the mixture was filtered through kieselguhr. The kieselguhr was thoroughly washed with methanol and the combined filtrates evaporated to dryness *in vacuo* to give the crude 1-Ethyl-3-(7-pyridin-3-yl-5-pyrimidin-5-yl-benzothiazol-2-yl)-urea which was purified by "flash" silica chromatography eluting with 0 to 5% methanol in ethyl acetate. 57 mg (22%) of an off-white solid was obtained.

^{1}H NMR (400MHz,δ,D_6DMSO): 1.13(3H,t), 3.22(2H,m), 6.79(1H,br t), 7.66(1H,m), 7.85(1H,s), 8.18(1H,s), 8.28(1H,d), 8.74(1H,d), 9.07(1H,s), 9.25(1H,s), 9.36(2H,s), 10.95(1H,br s).

LC-MS *m/z* 377$[M+H]^+$ Rt=2.59min.

The following were prepared similarly:

ID	NAME	LC-MS DATA
Example 14	1-[5-(2-Amino-pyrimidin-5-yl)-7-pyridin-3-yl-benzothiazol-2-yl]-3-ethyl-urea	*m/z* 392$[M+H]^+$ Rt=2.14min
Example 15	1-Ethyl-3-[5-(2-methoxy-pyrimidin-5-yl)-7-pyridin-3-yl-benzothiazol-2-yl]-urea	*m/z* 407$[M+H]^+$ Rt=2.51min
Example 16	1-Ethyl-3-[5-(6-hydroxy-pyridin-3-yl)-7-pyridin-3-yl-	*m/z* 392$[M+H]^+$ Rt=2.13min

	benzothiazol-2-yl]-urea	
Example 17	1-[5-(6-Amino-pyridin-3-yl)-7-pyridin-3-yl-benzothiazol-2-yl]-3-ethyl-urea	*m/z* 391[M+H]$^+$ Rt=2.61min
Example 18	1-Ethyl-3-[5-(4-hydroxymethyl-phenyl)-7-pyridin-3-yl-benzothiazol-2-yl]-urea	*m/z* 405[M+H]$^+$ Rt=2.45min
Example 19	1-Ethyl-3-[5-(6-hydroxymethyl-pyridin-3-yl)-7-pyridin-3-yl-benzothiazol-2-yl]-urea	*m/z* 406[M+H]$^+$ Rt=2.01min
Example 20	*N*-{5-[2-(3-Ethyl-ureido)-7-pyridin-3-yl-benzothiazol-5-yl]-pyridin-2-yl}-acetamide	*m/z* 433[M+H]$^+$ Rt=2.30min
Example 21	1-Ethyl-3-[5-(4-morpholin-4-ylmethyl-phenyl)-7-pyridin-3-yl-benzothiazol-2-yl]-urea	*m/z* 474[M+H]$^+$ Rt=2.03min
Example 22	1-Ethyl-3-(5-imidazo[1,2-*a*]pyridin-6-yl-7-pyridin-3-yl-benzothiazol-2-yl)-urea	*m/z* 415[M+H]$^+$ Rt=1.93min
Example 23	1-Ethyl-3-{5-[6-(4-methyl-piperazin-1-yl)-pyridin-3-yl]-7-pyridin-3-yl-benzothiazol-2-yl}-urea	*m/z* 474[M+H]$^+$ Rt=1.98min
Example 24	1-[5-(5-Cyano-pyridin-3-yl)-7-pyridin-3-yl-benzothiazol-2-yl]-3-ethyl-urea	*m/z* 401[M+H]$^+$ Rt=2.93min
Example 25	1-[5-(2-Dimethylamino-pyrimidin-5-yl)-7-pyridin-3-yl-benzothiazol-2-yl]-3-ethyl-urea	*m/z* 420[M+H]$^+$ Rt=3.01min

Example 26	5-[2-(3-Ethyl-ureido)-7-pyridin-3-yl-benzothiazol-5-yl]-pyridine-2-carboxylic acid methyl ester	*m/z* 434[M+H]$^+$ Rt=2.82min
Example 27	1-[5-(6-Cyano-pyridin-3-yl)-7-pyridin-3-yl-benzothiazol-2-yl]-3-ethyl-urea	*m/z* 401[M+H]$^+$ Rt=2.75min
Example 28	1-Ethyl-3-[5-(3-fluoro-phenyl)-7-pyridin-3-yl-benzothiazol-2-yl]-urea	*m/z* 393[M+H]$^+$ Rt=3.20min
Example 29	1-Ethyl-3-[5-(6-methoxy-pyridin-3-yl)-7-pyridin-3-yl-benzothiazol-2-yl]-urea	*m/z* 406[M+H]$^+$ Rt=2.76min
Example 30	1-Ethyl-3-(5-pyridin-4-yl-7-pyridin-3-yl-benzothiazol-2-yl)-urea	*m/z* 376[M+H]$^+$ Rt=1.93min
Example 31	1-Ethyl-3-[5-(5-methoxy-pyridin-3-yl)-7-pyridin-3-yl-benzothiazol-2-yl]-urea	*m/z* 404[M+H]$^+$ Rt=2.35min
Example 32	1-[5-(2-Cyano-pyrimidin-5-yl)-7-pyridin-3-yl-benzothiazol-2-yl]-3-ethyl-urea	*m/z* 402[M+H]$^+$ Rt=2.95min

The following were prepared similarly using 1-(5-Bromo-7-pyridin-2-yl-benzothiazol-2-yl)-3-ethyl-urea (Scheme 10):

Example 33	1-[5-(6-Cyano-pyridin-3-yl)-7-pyridin-2-yl-benzothiazol-2-yl]-3-ethyl-urea	*m/z* 401[M+H]$^+$ Rt=3.56min
Example 34	1-Ethyl-3-[5-(6-hydroxymethyl-pyridin-3-yl)-7-pyridin-2-yl-benzothiazol-2-yl]-urea	*m/z* 406[M+H]$^+$ Rt=2.38min

Example 35	1-Ethyl-3-(7-pyridin-2-yl-5-pyrimidin-5-yl-benzothiazol-2-yl)-urea	*m/z* 377[M+H]$^+$ Rt=3.02min
Example 36	1-Ethyl-3-[5-(5-methyl-pyridin-3-yl)-7-pyridin-2-yl-benzothiazol-2-yl]-urea	*m/z* 390[M+H]$^+$ Rt=2.47min
Example 37	1-Ethyl-3-(5-furan-3-yl-7-pyridin-2-yl-benzothiazol-2-yl)-urea	*m/z* 365[M+H]$^+$ Rt=3.68min
Example 38	1-[5-(6-Dimethylamino-pyridin-3-yl)-7-pyridin-2-yl-benzothiazol-2-yl]-3-ethyl-urea	*m/z* 419[M+H]$^+$ Rt=2.34min
Example 39	1-Ethyl-3-[5-(4-methyl-pyridin-3-yl)-7-pyridin-2-yl-benzothiazol-2-yl]-urea	*m/z* 390[M+H]$^+$ Rt=2.35min
Example 40	1-Ethyl-3-[5-(2-methoxy-pyridin-4-yl)-7-pyridin-2-yl-benzothiazol-2-yl]-urea	*m/z* 406[M+H]$^+$ Rt=3.65min
Example 41	1-Ethyl-3-[5-(6-methyl-pyridin-3-yl)-7-pyridin-2-yl-benzothiazol-2-yl]-urea	*m/z* 390[M+H]$^+$ Rt=2.33min

The following was prepared similarly using 1-[7-(2-Amino-pyrimidin-5-yl)-5-bromo-benzothiazol-2-yl]-3-ethyl-urea (Scheme 1):

Example 42	1-[7-(2-Amino-pyrimidin-5-yl)-5-pyridin-3-yl-benzothiazol-2-yl]-3-ethyl-urea	*m/z* 392[M+H]$^+$ Rt=1.99min

Scheme 2B

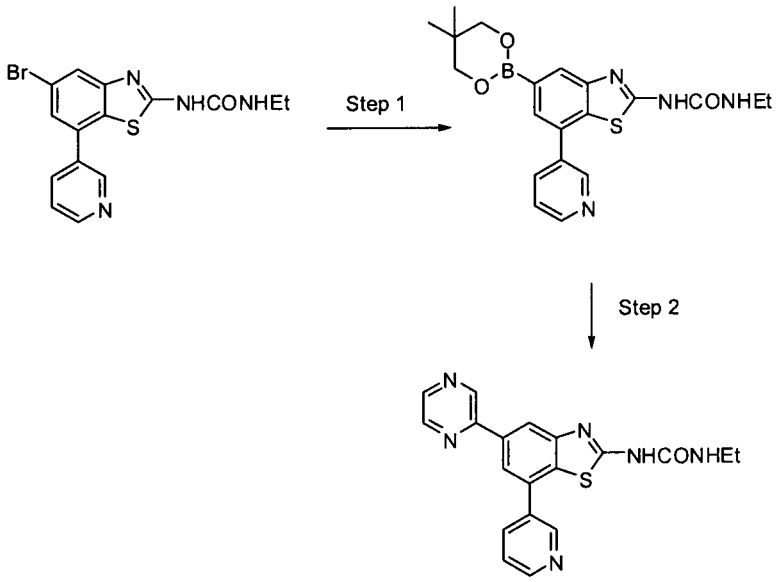

Step 1. 1-**[5-(5,5-Dimethyl-[1,3,2]dioxaborinan-2-yl)-7-pyridin-3-yl-benzothiazol-2-yl]-3-ethyl-urea.**

A mixture of1-(5-bromo-7-(pyridine-3-yl)benzo[*d*]thiazol-2-yl)-3-ethylurea (100mg, 0.265mmol), bis(neopentyl)glycolato diboron (120mg, 0.530mmol) and potassium acetate (78mg, 0.796mmol) in dimethyl sulfoxide (4ml) was purged with nitrogen for 5 minutes. Bis(diphenylphosphino)ferrocene palladium(II)chloride complex (22mg, 0.0265mmol) was added, the reaction mixture sealed and heated at 80°c for 16h.

Step 2. 1-Ethyl-3-(5-pyrazin-2-yl-7-pyridin-3-yl-benzothiazol-2-yl)-urea. [Example 43]

The reaction mixture from step 1 was cooled to ambient temperature. 2-Chloropyrazine (46mg, 0.405mmol) was added followed by aqueous cesium carbonate solution (3.7M, 0.1ml, 0.405mmol). The reaction mixture was purged with nitrogen for 5 minutes, treated with tetrakistriphenylphosphine palladium (0) (21mg, 0.0265mmol), sealed and heated at 80°C for 8h. The reaction mixture was cooled to ambient temperature, diluted with dichloromethane (50ml), washed with water (3X10ml) followed by brine (25ml) and dried ($MgSO_4$).The solvent was removed *in vacuo* and the residue purified by flash silica chromatography eluting with 5% methanol in ethyl acetate to give1-Ethyl-3-(5-pyrazin-2-yl-7-pyridin-3-yl-benzothiazol-2-yl)-urea as a pale brown solid (15mg, 15% over 2 steps).

^1H NMR (400MHz,δ,$CDCl_3$ = CD_3OD): 1.26(3H,t), 3.37(2H,m), 7.51(1H,m), 7.99(1H,s), 8.14(1H,d), 8.30(1H,s), 8.56(1H,s), 8.66(1H,d), 8.70(1H,s), 8.93(1H,s), 9.14(1H,s).

LC-MS *m/z* 377[M+H]$^+$ Rt=2.36min.

The following were prepared similarly:

ID	NAME	LC-MS DATA
Example 44	1-[5-(4-Amino-pyridin-3-yl)-7-pyridin-3-yl-benzothiazol-2-yl]-3-ethyl-urea	*m/z* 391[M+H]$^+$ Rt=1.93min.
Example 45	1-[5-(6-Amino-pyrazin-2-yl)-7-pyridin-3-yl-benzothiazol-2-yl]-3-ethyl-urea	*m/z* 392[M+H]$^+$ Rt=2.26min.
Example 46	1-Ethyl-3-[5-(6-methyl-pyridazin-3-yl)-7-pyridin-3-yl-benzothiazol-2-yl]-urea	*m/z* 391[M+H]$^+$ Rt=2.26min.
Example 47	1-Ethyl-3-[5-(1-methyl-2-oxo-1,2-dihydro-pyridin-4-yl)-7-pyridin-3-yl-benzothiazol-2-yl]-urea	*m/z* 404[M+H]$^+$ Rt=2.25min.
Example 48	1-[5-(5-Chloro-pyridin-3-yl)-7-pyridin-3-yl-benzothiazol-2-yl]-3-ethyl-urea	*m/z* 410[M+H]$^+$ Rt=2.90min.
Example 49	1-Ethyl-3-[7-pyridin-3-yl-5-(1*H*-pyrrolo[2,3-*b*]pyridin-5-yl)-benzothiazol-2-yl]-urea	*m/z* 415[M+H]$^+$ Rt=2.44min.
Example 50	1-[5-(1,6-Dimethyl-2-oxo-1,2-dihydro-pyridin-4-yl)-7-pyridin-3-yl-benzothiazol-2-yl]-3-ethyl-urea	*m/z* 420[M+H]$^+$ Rt=2.34min.

The following were prepared similarly using 1-(5-Bromo-7-pyridin-2-yl-benzothiazol-2-yl)-3-ethyl-urea (Scheme 10):

Example 51	1-Ethyl-3-[5-(1-methyl-2-oxo-1,2-dihydro-pyridin-4-yl)-7-pyridin-2-yl-benzothiazol-2-yl]-urea	*m/z* 406[M+H]$^+$ Rt=2.86min.
Example 52	1-Ethyl-3-[5-(2-methyl-pyridin-3-yl)-7-pyridin-2-yl-benzothiazol-2-yl]-urea	*m/z* 390[M+H]$^+$ Rt=2.30min.
Example 53	1-[5-(6-Amino-pyrazin-2-yl)-7-pyridin-2-yl-benzothiazol-2-yl]-3-ethyl-urea	*m/z* 392[M+H]$^+$ Rt=2.93min.
Example 54	1-Ethyl-3-[5-(2-oxo-2,3-dihydro-1*H*-pyrido[2,3-*b*][1,4]oxazin-7-yl)-7-pyridin-2-yl-benzothiazol-2-yl]-urea	*m/z* 447[M+H]$^+$ Rt=2.93min.
Example 55	2-*tert*-Butylamino-*N*-{5-[2-(3-ethyl-ureido)-7-pyridin-2-yl-benzothiazol-5-yl]-pyridin-2-yl}-acetamide	*m/z* 504[M+H]$^+$ Rt=2.33min.
Example 56	1-Ethyl-3-[5-(2-hydroxy-pyridin-4-yl)-7-pyridin-2-yl-benzothiazol-2-yl]-urea	*m/z* 392[M+H]$^+$ Rt=2.72min.
Example 57	1-Ethyl-3-{5-[1-(2-hydroxy-ethyl)-2-oxo-1,2-dihydro-pyridin-4-yl]-7-pyridin-2-yl-benzothiazol-2-yl}-urea	*m/z* 436[M+H]$^+$ Rt=2.64min.
Example 58	1-Ethyl-3-{5-[6-(2-hydroxy-ethyl)-pyridin-3-yl]-7-pyridin-2-yl-benzothiazol-2-yl}-urea	*m/z* 420[M+H]$^+$ Rt=2.30min.
Example 59	1-Ethyl-3-[5-(6-morpholin-4-ylmethyl-pyridin-3-yl)-7-pyridin-2-yl-benzothiazol-2-	*m/z* 475[M+H]$^+$ Rt=2.30min.

	yl]-urea	
Example 60	1-[5-(6-{[Bis-(2-methoxy-ethyl)-amino]-methyl}-pyridin-3-yl)-7-pyridin-2-yl-benzothiazol-2-yl]-3-ethyl-urea	*m/z* 521[M+H]$^+$ Rt=2.42min.
Example 61	1-{5-[6-(2-Dimethylamino-ethylamino)-pyridin-3-yl]-7-pyridin-2-yl-benzothiazol-2-yl}-3-ethyl-urea	*m/z* 462[M+H]$^+$ Rt=2.09min.
Example 62	1-Ethyl-3-{5-[5-(4-methyl-piperazin-1-yl)-pyridin-3-yl]-7-pyridin-2-yl-benzothiazol-2-yl}-urea	*m/z* 474[M+H]$^+$ Rt=2.04min.
Example 63	1-Ethyl-3-{5-[1-(2-morpholin-4-yl-ethyl)-2-oxo-1,2-dihydro-pyridin-4-yl]-7-pyridin-2-yl-benzothiazol-2-yl}-urea	*m/z* 505 [M+H]$^+$ Rt=2.26min.
Example 64	*N*-(2-Dimethylamino-ethyl)-5-[2-(3-ethyl-ureido)-7-pyridin-2-yl-benzothiazol-5-yl]-nicotinamide	*m/z* 490 [M+H]$^+$ Rt=2.21min.
Example 65	1-Ethyl-3-[7-pyridin-2-yl-5-(5,6,7,8-tetrahydro-[1,6]naphthyridin-3-yl)-benzothiazol-2-yl]-urea	*m/z* 431 [M+H]$^+$ Rt=2.63min.
Example 66	2-Dimethylamino-*N*-{5-[2-(3-ethyl-ureido)-7-pyridin-2-yl-benzothiazol-5-yl]-pyridin-2-yl}-acetamide	*m/z* 476 [M+H]$^+$ Rt=2.30min.
Example 67	1-Ethyl-3-[5-(6-methylaminomethyl-pyridin-3-yl)-7-pyridin-2-yl-benzothiazol-2-yl]-urea	*m/z* 419 [M+H]$^+$ Rt=2.27min.
Example 68	5-[2-(3-Ethyl-ureido)-7-	*m/z* 532 [M+H]$^+$

	pyridin-2-yl-benzothiazol-5-yl]-*N*-(2-morpholin-4-yl-ethyl)-nicotinamide	Rt=2.25min.
Example 69	{5-[2-(3-Ethyl-ureido)-7-pyridin-2-yl-benzothiazol-5-yl]-pyridin-2-yl}-acetic acid methyl ester	*m/z* 448 $[M+H]^+$ Rt=3.10min.
Example 70	2-{5-[2-(3-Ethyl-ureido)-7-pyridin-2-yl-benzothiazol-5-yl]-pyridin-2-yl}-*N*-methyl-acetamide	*m/z* 447 $[M+H]^+$ Rt=2.53min.
Example 71	1-Ethyl-3-[5-(7-oxo-5,6,7,8-tetrahydro-[1,8]naphthyridin-3-yl)-7-pyridin-2-yl-benzothiazol-2-yl]-urea	*m/z* 445 $[M+H]^+$ Rt=3.01min.
Example 72	1-{5-[1-(2-Dimethylamino-ethyl)-2-oxo-1,2-dihydro-pyridin-4-yl]-7-pyridin-2-yl-benzothiazol-2-yl}-3-ethyl-urea	*m/z* 463 $[M+H]^+$ Rt=2.24min.

The following were prepared similarly using 1-[7-(2-Amino-pyrimidin-5-yl)-5-bromo-benzothiazol-2-yl]-3-ethyl-urea (Scheme 1):

Example 73	1-[7-(2-Amino-pyrimidin-5-yl)-5-pyrazin-2-yl-benzothiazol-2-yl]-3-ethyl-urea	*m/z* 393$[M+H]^+$ Rt=2.45min.
Example 74	1-[7-(2-Amino-pyrimidin-5-yl)-5-pyridin-2-yl-benzothiazol-2-yl]-3-ethyl-urea	*m/z* 392$[M+H]^+$ Rt=2.19min.

Scheme 3A

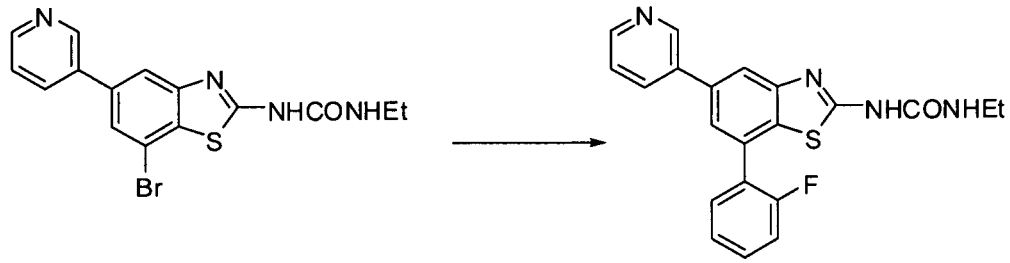

1-Ethyl-3-[7-(2-fluoro-phenyl)-5-pyridin-3-yl-benzothiazol-2-yl]-urea. [Example 75]

A stirred mixture of 1-(7-Bromo-5-pyridin-3-yl-benzothiazol-2-yl)-3-ethyl-urea (50 mg, 0.133 mmol), 2-fluorobezeneboronic acid (19 mg, 0.139 mmol), powdered potassium phosphate tribasic (34 mg, 0.160 mmol) and 1,1'-bis(diphenylphosphino)ferrocene palladium(II)chloride complex (16 mg, 0.01995 mmol) in anhydrous 1,4-dioxane (1 ml) and anhydrous methanol (2 ml) was purged with nitrogen for 5 min and heated in a sealed vessel for 16 h at 80°C. After cooling to ambient temperature, the mixture was filtered through kieselguhr. The kieselguhr was thoroughly washed with methanol and the combined filtrates evaporated to dryness *in vacuo* to give the crude1-Ethyl-3-[7-(2-fluoro-phenyl)-5-pyridin-3-yl-benzothiazol-2-yl]-urea which was purified by "flash" silica chromatography eluting with 0 to 30% methanol in ethyl acetate. 12 mg of a pale-brown solid was obtained.

^{1}H NMR (400MHz,δ,D_6DMSO): 1.12(3H,t), 3.21(2H,m), 6.77(1H,br t), 7.46(2H,m), 7.55(2H,m), 7.62(1H,s), 7.74(1H,t), 8.05(1H,s), 8.24(1H,d), 8.63(1H,d), 9.05(1H,s), 10.88(1H,br s).

LC-MS *m/z* 393$[M+H]^+$ Rt=2.79min.

The following were prepared similarly:

ID	NAME	LC-MS DATA
Example 76	1-Ethyl-3-[7-(2-fluoro-pyridin-3-yl)-5-pyridin-3-yl-benzothiazol-2-yl]-urea	*m/z* 394$[M+H]^+$ Rt=2.41min.
Example 77	1-Ethyl-3-(5-pyridin-3-yl-7-thiophen-3-yl-benzothiazol-2-yl)-urea	*m/z* 381$[M+H]^+$ Rt=2.66min.

The following were prepared similarly but using the alternative conditions shown below:

A. Solvent: DMF: Water (2:1). Base: potassium phosphate. Catalyst: bis(triphenylphosphine)palladium(II) dichloride.Temperature: 120°C.

B. Solvent: Toluene: Water (9:1). Base: potassium phosphate Catalyst: Palladium(II) acetate and tricyclohexylphosphine. Temperature: 110°C.

C. Solvent: DMF: Water (2:1). Base: potassium phosphate. Catalyst: 1,1'-bis(diphenylphosphino)ferrocene palladium(II)chloride complex. Temperature: 120°C.

D. Solvent: DMF: Water (2:1). Base: Sodium carbonate. Catalyst: 1,1'-bis(diphenylphosphino)ferrocene palladium(II)chloride complex. Temperature: 120°C.

E. Solvent: DMF: Water (2:1). Base: potassium phosphate. Catalyst: tetrakis(triphenylphosphine)palladium(0). Temperature: 120°C.

F. Solvent: DMF: Water (2:1). Base: Sodium carbonate. Catalyst: tetrakis(triphenylphosphine)palladium(0). Temperature: 120°C.

ID	CONDITIONS	NAME	LC-MS / NMR DATA
Example 78	A	1-Ethyl-3-(7-phenyl-5-pyridin-3-yl-benzothiazol-2-yl)-urea	^{1}H-NMR (400 MHz, DMSO-d_6): δ 1.08 (t, J= 7.20 Hz, 3H), 3.15 (m, 2H), 6.75 (br s, 1H), 7.46-7.50 (m, 2H), 7.52-7.62 (m, 3H), 7.81 (d, J= 7.60 Hz, 2H), 7.96 (s, 1H), 8.23 (d, J= 8.0 Hz, 1H), 8.59 (m, 1H), 9.03 (s, 1H) and 10.84 (br s, 1H). MS: 375.31 $(M+H)^+$.
Example 79	B	1-(7-Cyclopropyl-5-pyridin-3-yl-benzothiazol-2-yl)-3-ethyl-urea	^{1}H NMR (DMSO-d_6, 400 MHz): δ 0.92-0.95 (m, 2H), 1.02-1.05 (m, 2H), 1.10 (t, J=7.2 Hz, 3H), 2.03-2.08 (m, 1H), 3.19 (q, J=7.2 Hz, 2H), 6.90 (br s, 1H), 7.15 (s, 1H), 7.45-7.49 (m, 1H), 7.75 (s, 1H), 8.10-8.13 (m, 1H), 8.55 (m, 1H), 8.92 (s, 1H) and

			10.91 (br s, 1H). MS: 339.07, $(M+H^+)$.
Example 80	A	1-Ethyl-3-[7-(1H-pyrazol-4-yl)-5-pyridin-3-yl-benzothiazol-2-yl]-urea	^1H NMR (DMSO-d_6, 400 MHz): δ 1.08 (t, J=7.20 Hz, 3H), 3.15-3.25 (m, 2H), 6.85 (br s, 1H), 7.49-7.52 (m, 1H), 7.60 (s, 1H), 7.84 (s, 1H), 8.10-8.40 (m, 3H), 8.58-8.59 (m, 1H), 9.03 (s, 1H), 10.92 (br s, 1H) and 13.24 (br s, 1H). MS: 365.11 $(M+H)^+$.
Example 81	A	1-Ethyl-3-{7-[1-(2-morpholin-4-yl-ethyl)-1H-pyrazol-4-yl]-5-pyridin-3-yl-benzothiazol-2-yl}-urea	^1H NMR (DMSO-d_6, 400 MHz): δ 1.10 (t, J=7.2 Hz, 3H), 2.45 (m, 4H), 2.76-2.79 (m, 2H), 3.18-3.22 (m, 2H), 3.57 (m, 4H), 4.33-4.36 (m, 2H), 6.78 (br s, 1H), 7.49-7.52 (m, 1H), 7.77 (s, 1H), 7.84 (s, 1H), 8.08 (s, 1H), 8.21 (d, J=7.2 Hz, 1H), 8.59 (d, J=3.6 Hz, 1H), 9.03 (s, 2H), 10.89 (br s, 1H). MS: 478.37 $(M+H^+)$.
Example 82	C	1-Ethyl-3-[7-(1H-pyrazol-3-yl)-5-pyridin-3-yl-benzothiazol-2-yl]-urea	^1H NMR (DMSO-d_6, 400 MHz): δ 1.11 (t, J=7.2 Hz, 3H), 3.20 (q, J=7.2 Hz, 2H), 6.83 (br s, 1H), 7.15 (s, 1H), 7.50-7.55 (m, 1H), 7.92 (d, J=8.40 Hz, 2H), 8.02 (s, 1H), 8.24 (d, J = 8.40 Hz, 1H), 8.60 (m, 1H), 9.06 (s, 1H) and 10.64 (br s, 1H). MS: 363.07 $(M-H^+)$.
Example 83	A	1-Ethyl-3-[7-(1-methyl-1H-pyrazol-4-yl)-5-pyridin-3-yl-	^1H NMR (DMSO-d_6, 400 MHz): δ 1.09 (t, J=7.20 Hz, 3H), 3.20 (q, J=7.20 Hz, 2H),

		benzothiazol-2-yl]-urea	3.96 (s, 3H), 6.76 (br s, 1H), 7.49-7.52 (m, 1H), 7.76 (s, 1H), 7.85 (s, 1H), 8.06 (s, 1H), 8.21 (m, 1H), 8.30 (s, 1H), 8.60 (br s, 1H), 9.03 (s, 1H) and 10.84 (br s, 1H). MS: 379.20 $(M+H)^+$.
Example 84	D	1-Ethyl-3-[7-(4-methoxy-phenyl)-5-pyridin-3-yl-benzothiazol-2-yl]-urea	^1H NMR (DMSO-d_6, 400 MHz): δ 1.08 (t, J= 7.20 Hz, 3H), 3.18 (q, J= 7.20 Hz, 2H), 3.84 (s, 3H), 6.76 (br s, 1H), 7.14 (d, J= 8.80 Hz, 2H), 7.48-7.52 (m, 1H), 7.56 (s, 1H), 7.73 (d, J= 8.40 Hz, 2H), 7.91 (br s, 1H), 8.21 (m, 1H), 8.58 (dd, J= 1.20 and 4.80 Hz respectively, 1H), 9.02 (s, 1H) and 10.81 (br s, 1H). MS: 405.29 $(M+H^+)$.
Example 85	C	1-Ethyl-3-[7-(2-methoxy-pyridin-3-yl)-5-pyridin-3-yl-benzothiazol-2-yl]-urea	^1H NMR (DMSO-d_6, 400 MHz): δ 1.07 (t, J= 7.20 Hz, 3H), 3.14-3.17 (m, 2H), 3.88 (s, 3H), 6.74 (br s, 1H), 7.16-7.19 (m, 2H), 7.48-7.51 (m, 1H), 7.54 (s, 1H), 7.91-7.94 (m, 1H), 7.97 (s, 1H), 8.18-8.20 (m, 1H), 8.31 (dd, J= 1.20 and 4.80 Hz respectively, 1H), 8.58-8.59 (m, 1H) and 8.99 (br s, 1H). MS: 404.04 $(M+H^+)$.
Example 86	D	1-Ethyl-3-[7-(3-methoxy-phenyl)-5-pyridin-3-yl-benzothiazol-2-yl]-urea	^1H NMR (DMSO-d_6, 400 MHz): δ 1.08 (t, J= 7.20 Hz, 3H), 3.18 (q, J=7.20 Hz, 2H), 3.85 (s, 3H), 6.75 (br s, 1H), 7.04-7.07 (m, 1H), 7.32 (s,

			1H), 7.38 (d, J=7.60 Hz, 1H), 7.46-7.52 (m, 2H), 7.63 (s, 1H), 7.96 (s, 1H), 8.24 (d, J=8.0 Hz, 1H), 8.60 (m, 1H), 9.04 (s, 1H) and 10.83 (br s, 1H). MS: 403.05 (M-H).
Example 87	E	1-Ethyl-3-[7-(2-methoxy-phenyl)-5-pyridin-3-yl-benzothiazol-2-yl]-urea	^{1}H NMR (DMSO-d_6, 400 MHz): δ 1.07 (t, J= 7.20 Hz, 3H), 3.16 (q, J= 7.20 Hz, 2H), 3.76 (s, 3H), 6.72 (br s, 1H), 7.09 (t, J= 7.20 Hz, 1H), 7.21 (d, J= 8.40 Hz, 1H), 7.44-7.50 (m, 4H), 7.92 (s, 1H), 8.18 (d, J= 8.0 Hz, 1H), 8.58 (m, 1H), 8.97 (s, 1H) and 10.74 (br s, 1H). MS: 405.27 ($M+H^+$).
Example 88	A	1-[7-(6-Chloro-pyridin-2-yl)-5-pyridin-3-yl-benzothiazol-2-yl]-3-ethyl-urea	^{1}H NMR (DMSO-d_6, 400 MHz): δ 1.11 (t, J= 6.80 Hz, 3H), 3.21 (m, 2H), 7.0 (br s, 1H), 7.54-7.58 (m, 2H), 8.04-8.08 (m, 2H), 8.30-8.33 (m, 2H), 8.54 (d, J= 7.60 Hz, 1H), 8.62 (s, 1H), 9.13-9.15 (m, 1H) and 10.74 (br s, 1H). MS: 410.18 (M+H). Qualitative HPLC Purity (Xbridge C18, 250 x 4.6 mm, 262 nm): 82.94% (Rt = 14.84 min). M.P. 249.90°C.
Example 89	C	1-Ethyl-3-[5-pyridin-3-yl-7-(6-trifluoromethyl-pyridin-2-yl)-benzothiazol-2-yl]-urea	^{1}H NMR (DMSO-d_6, 400 MHz): δ 1.12 (t, J= 6.40 Hz, 3H), 3.21 (m, 2H), 6.82 (br s, 1H), 7.55 (s, 1H), 7.95 (m, 1H), 8.12 (s, 1H), 8.27-8.34 (m, 2H), 8.43 (s, 1H), 8.63 (s,

			1H), 8.85 (d, J= 8.0 Hz, 1H), 9.15 (s, 1H) and 10.67 (br s, 1H). MS: 444.21 ($M+H^+$). Qualitative HPLC Purity (Xbridge C18, 250 x 4.6 mm, 263 nm): 96.86% (Rt = 15.07 min). M.P. 256.70°C.
Example 90	F	1-Ethyl-3-[5-pyridin-3-yl-7-(1H-pyrrol-2-yl)-benzothiazol-2-yl]-urea	^1H NMR (DMSO-d_6, 400 MHz): δ 1.10 (t, J= 7.20 Hz, 3H), 3.18-3.23 (m, 2H), 6.28 (br s, 1H), 6.63 (s, 1H), 7.02 (m, 2H), 7.51-7.55 (m, 1H), 7.82 (s, 1H), 7.88 (s, 1H), 8.23 (d, J= 8.0 Hz, 1H), 8.35 (br s, 1H), 8.59 (m, 1H), 9.07 (s, 1H) and 11.64 (br s, 1H). MS: 364.18 $(M+H)^+$. Qualitative HPLC Purity (Xbridge C18, 250 x 4.6 mm, 278 nm): 98.28% (Rt = 13.94 min). M.P. 220.0°C.

Scheme 3B

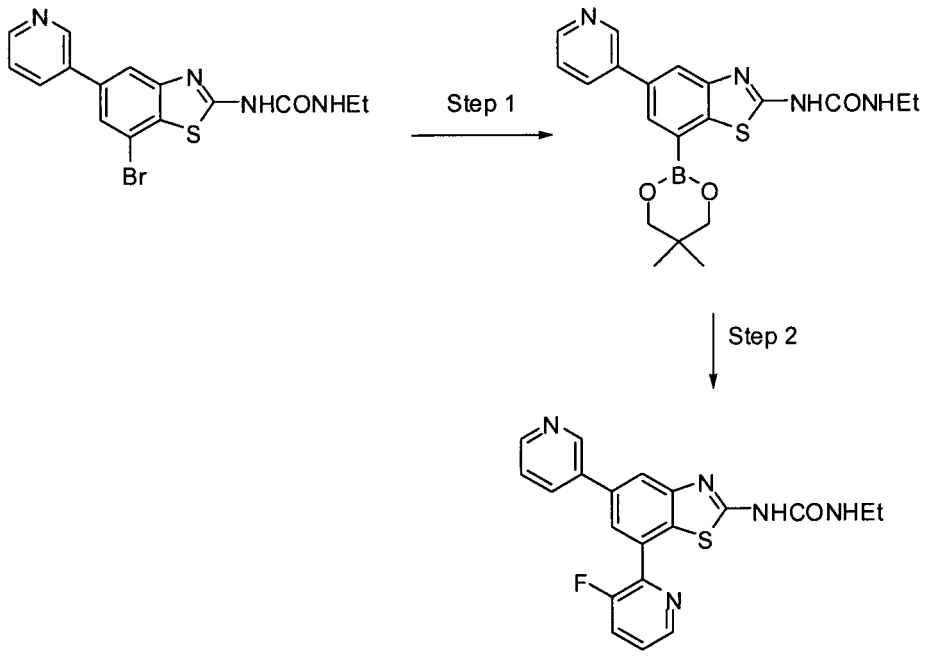

Step 1. 1-[7-(5,5-Dimethyl-[1,3,2]dioxaborinan-2-yl)-5-pyridin-3-yl-benzothiazol-2-yl]-3-ethyl-urea

A mixture of1-(7-bromo-5-(pyridine-3-yl)benzo[*d*]thiazol-2-yl)-3-ethylurea (41mg, 0.11mmol), bis(neopentyl)glycolato diboron (50mg, 0.22mmol) and potassium acetate (74mg, 0.33mmol) in dimethyl sulfoxide (2mL) was purged with nitrogen for 5 minutes. Bis(diphenylphosphino)ferrocene palladium(II)chloride complex (10mg, 0.011mmol) was added and the reaction mixture was sealed and heated at 80°C for 16h.

Step 2. 1-Ethyl-3-[7-(3-fluoro-pyridin-2-yl)-5-pyridin-3-yl-benzothiazol-2-yl]-urea. [Example 91]

The reaction mixture from step 1 was cooled to ambient temperature and treated with 2-chloro-3-fluoro-pyridine (15mg, 0.11mmol) and cesium carbonate (53mg, 0.165mmol). The reaction mixture was purged with nitrogen for 5 minutes, treated with tetrakis triphenylphosphine palladium (0) (13mg, 0.011mmol), sealed and heated at 80°C for 8h. The reaction mixture was cooled to ambient temperature, diluted with dichloromethane (50ml), washed with water (3X10mL) followed by brine (25 ml) and dried ($MgSO_4$). The solvent was removed *in vacuo* and the residue purified by flash silica chromatography eluting with 5% methanol in ethyl acetate to give the 1-Ethyl-3-[7-(3-fluoro-pyridin-2-yl)-5-pyridin-3-yl-benzothiazol-2-yl]-urea as a white solid (7.5mg, 17%).

^{1}H NMR (400MHz,δ,D_6DMSO): 1.15 (3H,t), 3.26(2H,m), 6.85(1H,br t), 7.58(1H,m), 7.65(1H,m), 8.02(1H,m), 8.12(1H,s), 8.23(2H,m), 8.66(1H,m), 8.75(1H,d), 9.05(1H,s), 10.74(1H,br s).

LC-MS *m/z* 394$[M+H]^+$ Rt=2.47min.

The following were prepared similarly:

ID	NAME	LC-MS DATA
Example 92	1-Ethyl-3-(5-pyridin-3-yl-7-thiazol-2-yl-benzothiazol-2-yl)-urea	*m/z* 382$[M+H]^+$ Rt=2.49min.
Example 93	1-Ethyl-3-(5-pyridin-3-yl-7-pyrimidin-2-yl-benzothiazol-2-yl)-urea	*m/z* 377$[M+H]^+$ Rt=2.29min.
Example 94	1-[7-(3-Amino-pyridin-2-yl)-5-pyridin-3-yl-benzothiazol-2-yl]-3-ethyl-urea	*m/z* 391$[M+H]^+$ Rt=2.63min.
Example 95	1-[7-(3-Cyano-pyridin-2-yl)-5-pyridin-3-yl-benzothiazol-2-yl]-3-ethyl-urea	*m/z* 401$[M+H]^+$ Rt=2.42min.
Example 96	1-Ethyl-3-[7-(5-hydroxymethyl-pyridin-2-yl)-5-pyridin-3-yl-benzothiazol-2-yl]-urea	*m/z* 406$[M+H]^+$ Rt=2.69min.
Example 97	1-[7-(5-Aminomethyl-pyridin-2-yl)-5-pyridin-3-yl-benzothiazol-2-yl]-3-ethyl-urea	*m/z* 405$[M+H]^+$ Rt=1.77min.
Example 98	6-[2-(3-Ethyl-ureido)-5-pyridin-3-yl-benzothiazol-7-yl]-nicotinamide	*m/z* 419$[M+H]^+$ Rt=2.06min.
Example 99	1-[7-(5-Amino-pyridin-2-yl)-5-pyridin-3-yl-benzothiazol-2-yl]-3-ethyl-urea	*m/z* 391$[M+H]^+$ Rt=2.09min.
Example 100	1-[7-(4-Amino-pyridin-2-yl)-5-pyridin-3-yl-benzothiazol-2-yl]-3-ethyl-urea	*m/z* 391$[M+H]^+$ Rt=1.74min.

Example 101	1-Ethyl-3-(7-pyrazin-2-yl-5-pyridin-3-yl-benzothiazol-2-yl)-urea	*m/z* 377[M+H]$^+$ Rt=2.24min.
Example 102	1-[7-(2,4-Dimethyl-thiazol-5-yl)-5-pyridin-3-yl-benzothiazol-2-yl]-3-ethyl-urea	*m/z* 410[M+H]$^+$ Rt=2.37min.
Example 103	1-[7-(3-Cyano-6-methyl-pyridin-2-yl)-5-pyridin-3-yl-benzothiazol-2-yl]-3-ethyl-urea	*m/z* 415[M+H]$^+$ Rt=3.10min.
Example 104	1-Ethyl-3-[7-(6-hydroxymethyl-pyridin-2-yl)-5-pyridin-3-yl-benzothiazol-2-yl]-urea	*m/z* 406[M+H]$^+$ Rt=2.19min.
Example 105	1-Ethyl-3-[7-(6-methoxy-pyridazin-3-yl)-5-pyridin-3-yl-benzothiazol-2-yl]-urea	*m/z* 406[M+H]$^+$ Rt=2.19min.
Example 106	1-Ethyl-3-[7-(4-hydroxymethyl-thiazol-2-yl)-5-pyridin-3-yl-benzothiazol-2-yl]-urea	*m/z* 412[M+H]$^+$ Rt=2.23min.
Example 107	1-[7-(5-Cyano-pyridin-2-yl)-5-pyridin-3-yl-benzothiazol-2-yl]-3-ethyl-urea	*m/z* 401[M+H]$^+$ Rt=3.13min.
Example 108	2-[2-(3-Ethyl-ureido)-5-pyridin-3-yl-benzothiazol-7-yl]-isonicotinamide	*m/z* 419[M+H]$^+$ Rt=2.60min.
Example 109	1-Ethyl-3-[7-(3-hydroxymethyl-pyridin-2-yl)-5-pyridin-3-yl-benzothiazol-2-yl]-urea	*m/z* 406[M+H]$^+$ Rt=2.00min.
Example 110	1-[7-(4-Amino-pyrimidin-2-yl)-5-pyridin-3-yl-benzothiazol-2-yl]-3-ethyl-urea	*m/z* 392[M+H]$^+$ Rt=1.90min.

Example 111	1-Ethyl-3-[5-pyridin-3-yl-7-(1*H*-pyrrolo[2,3-*b*]pyridin-6-yl)-benzothiazol-2-yl]-urea	*m/z* 415 $[M+H]^+$ Rt=2.62min.
Example 112	1-Ethyl-3-[7-(4-methoxy-pyridin-2-yl)-5-pyridin-3-yl-benzothiazol-2-yl]-urea	*m/z* 406 $[M+H]^+$ Rt=2.41min.
Example 113	1-[7-(6-Cyano-pyridin-2-yl)-5-pyridin-3-yl-benzothiazol-2-yl]-3-ethyl-urea	*m/z* 401 $[M+H]^+$ Rt=3.22min.
Example 114	1-[7-(2-Amino-pyrimidin-4-yl)-5-pyridin-3-yl-benzothiazol-2-yl]-3-ethyl-urea	*m/z* 392 $[M+H]^+$ Rt=1.96min.
Example 115	1-Ethyl-3-[5-pyridin-3-yl-7-(1*H*-pyrrolo[2,3-*c*]pyridin-7-yl)-benzothiazol-2-yl]-urea	*m/z* 415 $[M+H]^+$ Rt=1.79min.
Example 116	1-Ethyl-3-[5-pyridin-3-yl-7-(7*H*-pyrrolo[2,3-*d*]pyrimidin-4-yl)-benzothiazol-2-yl]-urea	*m/z* 416 $[M+H]^+$ Rt=2.22min.
Example 117	1-Ethyl-3-(5'-pyridin-3-yl-[2,7']bibenzothiazolyl-2'-yl)-urea	*m/z* 432 $[M+H]^+$ Rt=3.21min.
Example 118	1-Ethyl-3-[7-(3-methoxy-pyridin-2-yl)-5-pyridin-3-yl-benzothiazol-2-yl]-urea	*m/z* 406 $[M+H]^+$ Rt=2.35min.
Example 119	1-[7-(4-Cyano-pyridin-2-yl)-5-pyridin-3-yl-benzothiazol-2-yl]-3-ethyl-urea	*m/z* 401 $[M+H]^+$ Rt=3.15min.
Example 120	1-Ethyl-3-[7-(5-morpholin-4-ylmethyl-pyridin-2-yl)-5-pyridin-3-yl-benzothiazol-2-yl]-urea	*m/z* 475 $[M+H]^+$ Rt=2.75min.
Example 121	1-Ethyl-3-[7-(4-hydroxymethyl-pyridin-2-yl)-5-pyridin-3-yl-	*m/z* 406 $[M+H]^+$ Rt=2.17min.

	benzothiazol-2-yl]-urea	
Example 122	1-Ethyl-3-[7-(6-methoxy-pyrimidin-4-yl)-5-pyridin-3-yl-benzothiazol-2-yl]-urea	*m/z* 407 $[M+H]^+$ Rt=2.55min.
Example 123	1-[7-(6-Amino-pyrazin-2-yl)-5-pyridin-3-yl-benzothiazol-2-yl]-3-ethyl-urea	*m/z* 392 $[M+H]^+$ Rt=2.13min.
Example 124	1-Ethyl-3-[7-(4-methoxy-pyrimidin-2-yl)-5-pyridin-3-yl-benzothiazol-2-yl]-urea	*m/z* 407 $[M+H]^+$ Rt=2.53min.
Example 125	1-[7-(6-Amino-pyridin-2-yl)-5-pyridin-3-yl-benzothiazol-2-yl]-3-ethyl-urea	*m/z* 391 $[M+H]^+$ Rt=2.09min.
Example 126	1-[7-(3-Chloro-pyridin-2-yl)-5-pyridin-3-yl-benzothiazol-2-yl]-3-ethyl-urea	*m/z* 410 $[M+H]^+$ Rt=2.53min.
Example 127	1-[7-(4-Chloro-pyridin-2-yl)-5-pyridin-3-yl-benzothiazol-2-yl]-3-ethyl-urea	*m/z* 410 $[M+H]^+$ Rt=2.87min.
Example 128	1-Ethyl-3-[5-pyridin-3-yl-7-(3-trifluoromethyl-pyridin-2-yl)-benzothiazol-2-yl]-urea	*m/z* 444 $[M+H]^+$ Rt=2.58min.
Example 129	1-Ethyl-3-[5-pyridin-3-yl-7-(5-trifluoromethyl-pyridin-2-yl)-benzothiazol-2-yl]-urea	*m/z* 444 $[M+H]^+$ Rt=3.04min.
Example 130	1-[7-(5-Chloro-pyridin-2-yl)-5-pyridin-3-yl-benzothiazol-2-yl]-3-ethyl-urea	*m/z* 410 $[M+H]^+$ Rt=2.87min.
Example 131	1-[7-(5-Amino-pyrazin-2-yl)-5-pyridin-3-yl-benzothiazol-2-yl]-3-ethyl-urea	*m/z* 392 $[M+H]^+$ Rt=2.10min.
Example 132	1-[7-(5-Dimethylaminomethyl-pyridin-2-yl)-5-pyridin-3-yl-	*m/z* 433 $[M+H]^+$ Rt=1.87min.

	benzothiazol-2-yl]-3-ethyl-urea	

The following were prepared similarly using *N*-{5-[7-Bromo-2-(3-ethyl-ureido)-benzothiazol-5-yl]-pyridin-2-yl}-acetamide (Scheme 1A):

Example 133	*N*-{5-[2-(3-Ethyl-ureido)-7-pyridin-2-yl-benzothiazol-5-yl]-pyridin-2-yl}-acetamide	*m/z* 433 $[M+H]^+$ Rt=3.00min.
Example 134	*N*-{5-[2-(3-Ethyl-ureido)-7-pyrazin-2-yl-benzothiazol-5-yl]-pyridin-2-yl}-acetamide	*m/z* 434 $[M+H]^+$ Rt=2.74min.
Example 135	*N*-{5-[7-(5-Amino-pyridin-2-yl)-2-(3-ethyl-ureido)-benzothiazol-5-yl]-pyridin-2-yl}-acetamide	*m/z* 448 $[M+H]^+$ Rt=2.48min.
Example 136	*N*-{5-[7-(5-Cyano-pyridin-2-yl)-2-(3-ethyl-ureido)-benzothiazol-5-yl]-pyridin-2-yl}-acetamide	*m/z* 458 $[M+H]^+$ Rt=3.09min.
Example 137	*N*-{5-[2-(3-Ethyl-ureido)-7-(1*H*-pyrrolo[2,3-*c*]pyridin-7-yl)-benzothiazol-5-yl]-pyridin-2-yl}-acetamide	*m/z* 472 $[M+H]^+$ Rt=2.08min.

The following were prepared similarly using 1-[5-(6-Amino-pyridin-3-yl)-7-bromo-benzothiazol-2-yl]-3-ethyl-urea (Scheme 1A):

Example 138	1-[5-(6-Amino-pyridin-3-yl)-7-pyridin-2-yl-benzothiazol-2-yl]-3-ethyl-urea	*m/z* 391 $[M+H]^+$ Rt=2.25min.

The following were prepared similarly using 1-[5-(2-Amino-pyrimidin-5-yl)-7-bromo-benzothiazol-2-yl]-3-ethyl-urea (Scheme 1):

Example 139	1-[5-(2-Amino-pyrimidin-5-	*m/z* 393 $[M+H]^+$

	yl)-7-pyrazin-2-yl-benzothiazol-2-yl]-3-ethyl-urea	Rt=2.53min.

Scheme 3C

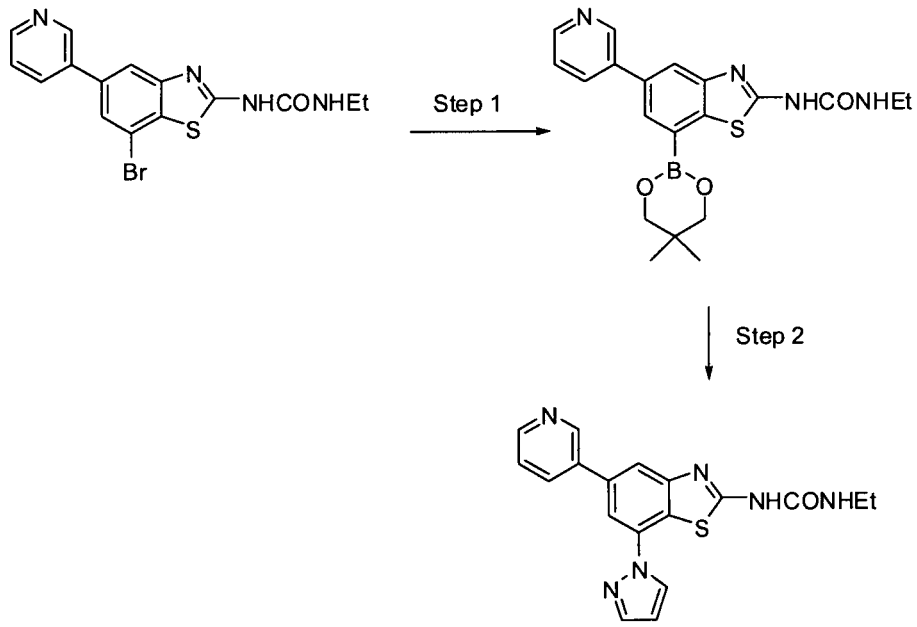

Step 1. 1-[7-(5,5-Dimethyl-[1,3,2]dioxaborinan-2-yl)-5-pyridin-3-yl-benzothiazol-2-yl]-3-ethyl-urea.

A stirred mixture of 1-(7-bromo-5-(pyridine-3-yl)benzo[*d*]thiazol-2-yl)-3-ethylurea (100 mg, 0.2652mmol), bis(neopentyl)glycolato diboron (120 mg, 0.5303 mmol) and potassium acetate (78 mg, 0.7957 mmol) in dimethyl sulfoxide (4 ml) was purged with nitrogen for 5 min, treated with 1,1'bis(diphenylphosphiono)ferrocene palladium(II)chloride complex (22 mg, 0.02653 mmol) and heated at 80C for 16 h. After cooling to ambient temperature, the mixture was diluted with dichloromethane (50mL), washed with water (3X10mL), dried over $MgSO_4$ and the solvent removed *in vacuo* to give the crude 1-[7-(5,5-Dimethyl-[1,3,2]dioxaborinan-2-yl)-5-pyridin-3-yl-benzothiazol-2-yl]-3-ethyl-urea which was used in the next step without further purification.

Step 2. 1-Ethyl-3-(7-pyrazol-1-yl-5-pyridin-3-yl-benzothiazol-2-yl)-urea. [Example 140]

A mixture of the crude 1-[7-(5,5-Dimethyl-[1,3,2]dioxaborinan-2-yl)-5-pyridin-3-yl-benzothiazol-2-yl]-3-ethyl-urea (116 mg, 0.339 mmol), pyrazole (25 mg, 0.373 mmol),

copper(II)acetate (71 mg, 0.39 mmol), anhydrous triethylamine (188 mg, 1.865 mmol) and powdered 4A molecular sieves (8 pellets) in anhydrous dichloromethane was stirred in an open vessel at ambient temperature for 2 days. The resultant mixture was filtered and the solvent removed in vacuo to give the crude 1-Ethyl-3-(7-pyrazol-1-yl-5-pyridin-3-yl-benzothiazol-2-yl)-urea which was purified by preparative HPLC. The product was obtained as an off-white solid (8 mg).

^{1}H NMR (400MHz,δ,D_6DMSO): 1.13(3H,t), 3.23(2H,m), 6.71(1H,s), 7.06(1H,br s), 7.58(1H,br t), 7.93(1H,s), 7.96(1H,s), 8.08(1H,s), 8.33(1H,d), 8.66(1H,br s), 8.98(1H,s), 9.15(1H,br s), 10.80(1H,br s).

LC-MS *m/z* 365$[M+H]^+$ Rt=2.41min.

Scheme 3D

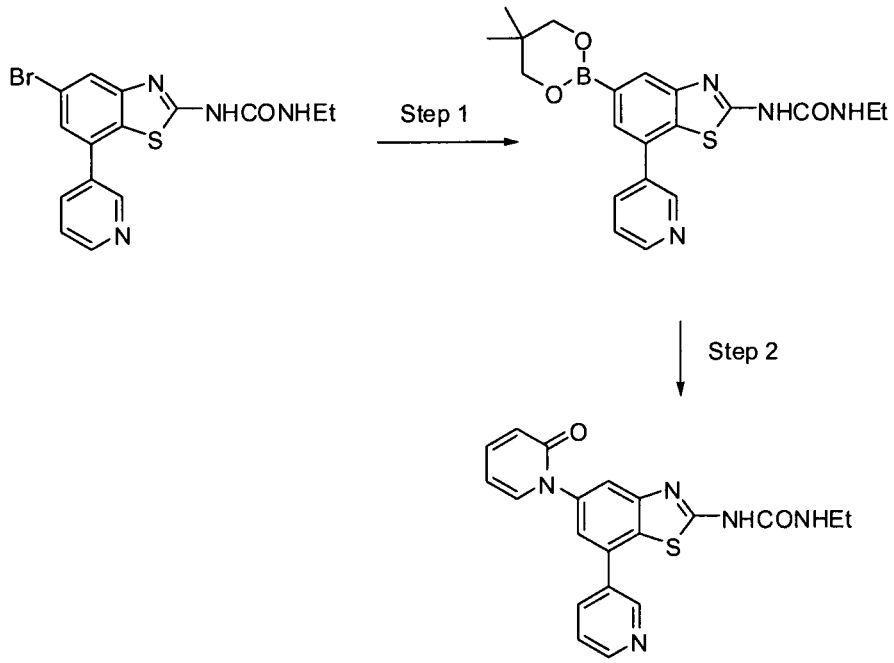

Step 1. 1-[5-(5,5-Dimethyl-[1,3,2]dioxaborinan-2-yl)-7-pyridin-3-yl-benzothiazol-2-yl]-3-ethyl-urea

A stirred mixture of 1-(5-bromo-7-pyridin-3-yl-benzothiazol-2-yl)-3-ethyl-urea (100 mg, 0.2652mmol), bis(neopentyl)glycolato diboron (120 mg, 0.5303 mmol) and potassium acetate (78 mg, 0.7957 mmol) in dimethyl sulfoxide (4 ml) was purged with nitrogen for 5 min, treated with 1,1'bis(diphenylphosphiono)ferrocene palladium(II)chloride complex (22 mg, 0.02653 mmol) and heated at 80C for 16 h. After cooling to ambient temperature, the mixture was diluted with dichloromethane (50mL), washed with water (3X10mL), dried over $MgSO_4$ and the solvent removed *in vacuo* to give the crude 1-[5-(5,5-dimethyl-[1,3,2]dioxaborinan-2-yl)-7-pyridin-3-yl-

benzothiazol-2-yl]-3-ethyl-urea which was used in the next step without further purification.

Step 2. 1-Ethyl-3-[5-(2-oxo-2*H*-pyridin-1-yl)-7-pyridin-3-yl-benzothiazol-2-yl]-urea. [Example 141]

A mixture of the crude 1-[5-(5,5-dimethyl-[1,3,2]dioxaborinan-2-yl)-7-pyridin-3-yl-benzothiazol-2-yl]-3-ethyl-urea, 2-hydroxypyridine (88 mg, 0.292 mmol), copper(II)acetate (56 mg, 0.305 mmol), anhydrous triethylamine (147 mg, 1.458 mmol) and powdered 4A molecular sieves (6 pellets) in anhydrous dichloromethane (21ml) was stirred in an open vessel at ambient temperature for 5 days. The resultant mixture was filtered and the solvent removed in vacuo to give the crude 1-ethyl-3-[5-(2-oxo-2*H*-pyridin-1-yl)-7-pyridin-3-yl-benzothiazol-2-yl]-urea which was purified by preparative HPLC. The product was obtained as a brown solid (17mg).

LC-MS *m/z* 392$[M+H]^+$ Rt=2.39min.

The following were prepared similarly using 1-(5-Bromo-7-pyridin-2-yl-benzothiazol-2-yl)-3-ethyl-urea (Scheme 10):

ID	NAME	LC-MS DATA
Example 142	1-Ethyl-3-(5-imidazol-1-yl-7-pyridin-2-yl-benzothiazol-2-yl)-urea	*m/z* 365$[M+H]^+$ Rt=2.21min.

Scheme 4

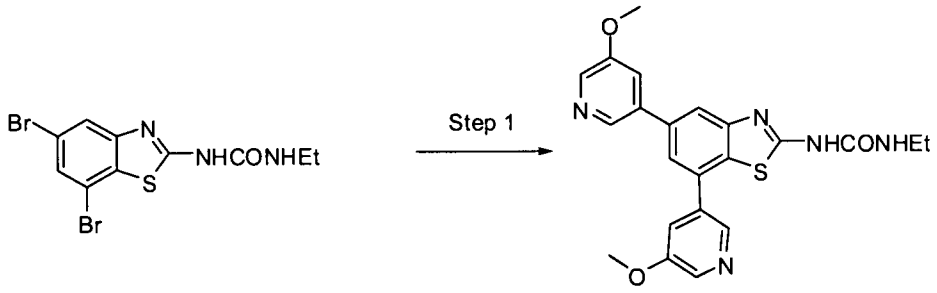

Step 1. 1-[5,7-Bis-(5-methoxy-pyridin-3-yl)-benzothiazol-2-yl]-3-ethyl-urea. [Example 143]

A stirred mixture of 1-(5,7-dibromo-benzothiazol-2-yl-3-ethyl urea (100 mg, 0.264 mmol), powdered potassium phosphate tribasic (67 mg, 0.317 mmol), (1,1'-bis(diphenylphosphino)ferrocene)dichloro-palladium(II) chloride (32 mg, 0.0386 mmol), 3-methoxy-5-pyridineboronic acid pinacol ester (248 mg, 1.056 mmol) in anhydrous 1,4-dioxane (1.8 ml) and anhydrous methanol (3.6 ml) was purged with nitrogen for 5 min and heated at 80 °C for 16 h. The reaction mixture was filtered

through celite and washed through with ethyl acetate. The filtrate was evaporated *in vacuo* to afford the crude 1-[5,7-Bis-(5-methoxy-pyridin-3-yl)-benzothiazol-2-yl]-3-ethyl-urea which was purified by preparative HPLC to give a dark brown solid (20 mg, 17 %).

^{1}HNMR(400MHz,δ,D_6DMSO) 1.12(3H,t), 2.58(6H,s), 3.22(2H,m) 7.03(1H,m), 7.77(1H,s), 7.80(1H, s), 7.84(1H, s), 8.08(1H,s), 8.25(1H,s) 8.46(1H d), 8.46(1H,d), 8.65(1H, s), 8.69(1H,s).

LC-MS *m/z* 436$[M+H]^+$ Rt=2.52 min.

The following were prepared similarly:

ID	NAME	LC-MS DATA
Example 144	1-[5,7-Bis-(4-hydroxymethyl-phenyl)-benzothiazol-2-yl]-3-ethyl-urea	*m/z* 434$[M+H]^+$ Rt=2.90 min
Example 145	1-[5,7-Bis-(2-amino-pyrimidin-5-yl)-benzothiazol-2-yl]-3-ethyl-urea	*m/z* 408$[M+H]^+$ Rt=2.18 min
Example 146	1-[5,7-Bis-(4-morpholin-4-ylmethyl-phenyl)-benzothiazol-2-yl]-3-ethyl-urea	*m/z* 572$[M+H]^+$ Rt=1.90 min
Example 147	1-(5,7-Di-pyrimidin-5-yl-benzothiazol-2-yl)-3-ethyl-urea	*m/z* 378$[M+H]^+$ Rt=2.47 min
Example 148	*N*-{5-[7-(6-Acetylamino-pyridin-3-yl)-2-(3-ethyl-ureido)-benzothiazol-5-yl]-pyridin-2-yl}-acetamide	*m/z* 490$[M+H]^+$ Rt=2.58 min

Scheme 5

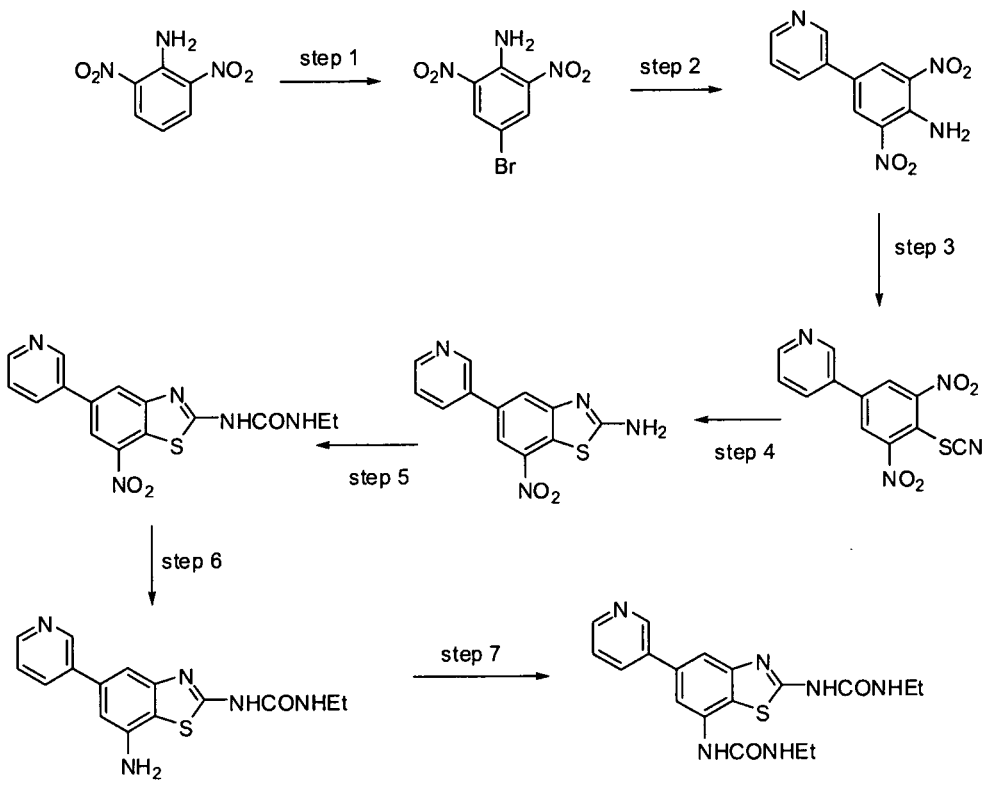

Step 1. 4-Bromo-2,6-dinitroaniline.

A stirred suspension of 2,6-dinitroaniline (5 g, 27.3 mmol) in glacial acetic acid (50 ml) was treated, dropwise, with bromine (1.5 ml, 30 mmol) and heated at 120°C for 2 h. After cooling to ambient temperature, the resultant mixture was poured into water (500 ml). The precipitated solid was collected by filtration, washed with water and dried *in vacuo* to give 4-Bromo-2,6-dinitroaniline as a yellow solid (6.5 g, 91%).

^{1}H NMR (400MHz,δ,$CDCl_3$): 8.45(2H,br s), 8.65(2H,s).

Step 2. 2,6-Dinitro-4-pyridin-3-yl-aniline.

A stirred solution of 4-Bromo-2,6-dinitroaniline (3 g, 11.45 mmol) in 1,2 – dimethoxyethane (83 ml) was purged with nitrogen for 15 min and treated with aqueous sodium hydrogen carbonate solution (1M, 22.8 ml) followed by pyridine 3-boronic acid (2.1 g, 17.17 mmol) and 1,1-bis-(diphenylphosphino)ferrocene palladium (II) chloride complex (0.94 g, 1.15 mmol). The resultant mixture was boiled under reflux in a nitrogen atmosphere for 18 h. After cooling to ambient temperature, the dark mixture was diluted with saturated aqueous sodium hydrogen carbonate solution (300 ml) and extracted with ethyl acetate (3x250 ml). This was dried

($MgSO_4$) and the solvent removed *in vacuo* to give a residue which was purified by flash chromatography (silica) eluting with 30% to 100% ethyl acetate in 40-60 petroleum ether. The 2,6-Dinitro-4-pyridin-3-yl-aniline was obtained as a yellow solid (1.46 g, 49%).

^1H NMR (400MHz,δ,$CDCl_3$): 7.44(1H,m), 7.90(1H,m), 8.56(2H,br s), 8.68(1H,m), 8.80(2H,s), 8.87(1H,d).

Step 3. 3-(3,5-Dinitro-4-thiocyanato-phenyl)-pyridine.

A suspension of 2,6-Dinitro-4-pyridin-3-yl-aniline (1.24 g, 4.76 mmol) in aqueous sulfuric acid (50% v/v, 12 ml) was stirred at ambient temperature for 1 h before being cooled in an ice bath and treated over 5 min with an aqueous sodium nitrite solution (20% w/v, 2.0 ml). The mixture was stirred in the cold for 1.5 h before being treated with a solution of potassium thiocyanate (0.6 g) in water (1.4 ml) in one portion. The resultant mixture was stirred in the cold for 15 min and then added to a suspension of copper (I) thiocyanate (1.0 g) in water (4 ml) whilst cooling in an ice-bath. The mixture was stirred in the cold for 2 h and then heated to 70°C for 20 min. After cooling to ambient temperature, the mixture was poured into a saturated aqueous solution of sodium hydrogen carbonate (200 ml) and extracted with ethyl acetate (3x 100 ml) which was washed with brine (200 ml) and dried ($MgSO_4$). The solvent was removed *in vacuo* to give a residue which was purified by flash chromatography (silica) eluting with 80% to 100% ethyl acetate in 40-60 petroleum ether. The 3-(3,5-Dinitro-4-thiocyanato-phenyl)-pyridine was obtained as a yellow solid (1.07 g, 74%).

^1H NMR (400MHz,δ,$CDCl_3$): 7.54(1H,m), 7.99(1H,m), 8.49(2H,s), 8.82(1H,m), 8.95(1H,d).

Step 4. 7-Nitro-5-pyridin-3-yl-benzothiazol-2-ylamine.

A solution of 3-(3,5-Dinitro-4-thiocyanato-phenyl)-pyridine (0.66 g, 2.19 mmol) in glacial acetic acid (15 ml) was treated with iron powder (0.61 g, 11.0 mmol) and stirred at ambient temperature for 16 h. The resultant mixture was diluted with water (200 ml) and made alkaline by the addition of concentrated ammonia solution. The solid material was collected by filtration and washed with water followed by ethyl acetate. The filtered solid was then extracted with boiling ethanol (3x200 ml) which was removed *in vacuo* to give 7-Nitro-5-pyridin-3-yl-benzothiazol-2-ylamine as a pale yellow solid (0.57 g, 95%).

LC-MS *m/z* 273$[M+H]^+$ Rt=2.24min.

Step 5. 1-Ethyl-3-(7-nitro-5-pyridin-3-yl-benzothiazol-2-yl)-urea.

A stirred mixture of 7-Nitro-5-pyridin-3-yl-benzothiazol-2-ylamine (100 mg, 0.3676 mmol), ethyl isocyanate (0.18 ml, 1.831 mmol) and dibutyltindiacetate (10 drops) in anhydrous 1,4-dioxane (10 ml) was heated in a sealed vessel at 100°C for 16 h. After cooling to ambient temperature, the precipitated solid was collected by filtration, washed with 1,4-doxane and dried *in vacuo* to give 1-Ethyl-3-(7-nitro-5-pyridin-3-yl-benzothiazol-2-yl)-urea as a yellow solid (30 mg, 24%).

LC-MS *m/z* 344$[M+H]^+$ Rt=2.59min.

Step 6. 1-(7-Amino-5-pyridin-3-yl-benzothiazol-2-yl)-3-ethyl-urea. [Example 149]

A stirred suspension of 1-Ethyl-3-(7-nitro-5-pyridin-3-yl-benzothiazol-2-yl)-urea (25 mg, 0.0728 mmol) in ethanol (0.5 ml) and concentrated hydrochloric acid (0.5 ml) was treated with tin (II) chloride (69 mg, 0.364 mmol) and heated at 80°C for 5 h. After cooling to ambient temperature, the mixture was diluted with water (50 ml) and made alkaline (pH 11) by the addition of concentrated ammonia. The 1-(7-Amino-5-pyridin-3-yl-benzothiazol-2-yl)-3-ethyl-urea was extracted with ethyl acetate (3x 50 ml) which was dried (MgSO4) and the solvent removed *in vacuo* to give an off-white solid (37 mg) which was used without further purification.

^{1}H NMR (400MHz,δ,D_6DMSO): 1.14(3H,t), 3.24(2H,m), 5.63(2H,br s), 6.79(1H,br t), 6.80(1H,s), 7.22(1H, br s), 7.50(1H,m), 8.03(1H,d), 8.58(1H,d), 8.86(1H,s), 10.62(1H,br s).

Step 7.1-Ethyl-3-[2-(3-ethyl-ureido)-5-pyridin-3-yl-benzothiazol-7-yl]-urea. [Example 150]

A stirred mixture of 1-(7-Amino-5-pyridin-3-yl-benzothiazol-2-yl)-3-ethyl-urea (15 mg, 0.048 mmol), ethyl isocyanate (0.03 ml) and dibutyltindiacetate (2 drops) in anhydrous 1,4-dioxane (2 ml) was heated in a sealed vessel at 100°C for 16 h. After cooling to ambient temperature, the 1-Ethyl-3-[2-(3-ethyl-ureido)-5-pyridin-3-yl-benzothiazol-7-yl]-urea was isolated by Preparative HPLC as a white solid (5.4 mg, 29%).

^{1}H NMR (400MHz,δ,CD_3OD): 1.23(6H,m), 3.29(4H,m), 7.56(1H,m), 7.66(1H,s), 7.79(1H,s), 8.16(1H,d), 8.43(1H,br s), 8.55(1H,br s), 8.87(1H,br s).

LC-MS *m/z* 385$[M+H]^+$ Rt=2.00min.

Scheme 6

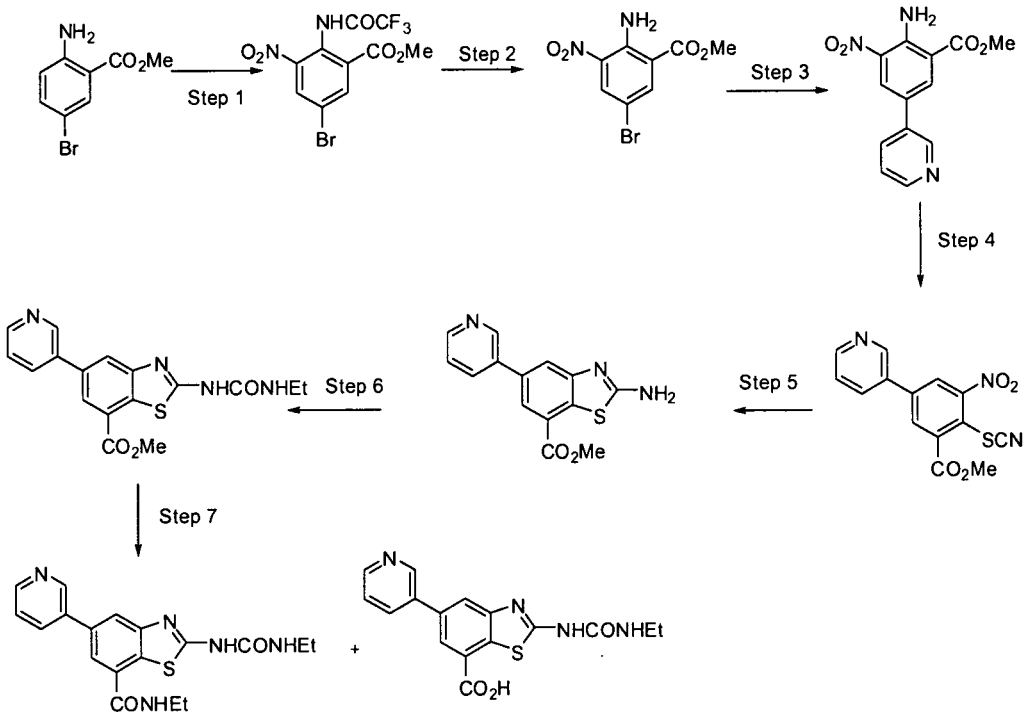

Step 1. 5-Bromo-3-nitro-2-(2,2,2-trifluoro-acetylamino)-benzoic acid methyl ester.

Stirred trifluoroacetic anhydride (120 ml) was cooled in an ice-salt bath and treated, over 5 min, with methyl-2-amino-5-bromobenzoate (10 g, 43.5 mmol), keeping the temperature below 6°C. When the addition was complete, the resultant suspension was stirred in the cold for a further 15 min when potassium nitrate (5.27 g, 52.2 mmol) was added in one portion. The reaction mixture was allowed to come to ambient temperature and stirred for 16 h. The resultant mixture was concentrated by evaporation, the residue diluted with saturated aqueous sodium hydrogen carbonate solution (300 ml) and extracted with ethyl acetate (3x250 ml) which was washed with brine (300 ml) and dried ($MgSO_4$). The solvent was removed *in vacuo* to give the crude product which was purified by flash chromatography (silica) eluting with 10% to 90% ethyl acetate in 40-60 petroleum ether. A byproduct (5-Bromo-2-(2,2,2-trifluoro-acetylamino)-benzoic acid methyl ester) was eluted before the 5-Bromo-3-nitro-2-(2,2,2-trifluoro-acetylamino)-benzoic acid methyl ester which was obtained as a yellow solid (11.1 g, 69%).

^1H NMR (400MHz,δ,$CDCl_3$): 4.03(3H,s), 7.26(1H,s), 8.33(1H,d), 8.44(1H,d), 11.23(1H,br s).

Step 2. 2-Amino-5-bromo-3-nitro-benzoic acid methyl ester.

A stirred suspension of 5-Bromo-3-nitro-2-(2,2,2-trifluoro-acetylamino)-benzoic acid methyl ester (8 g, 21.56 mmol) in methanol (150 ml) was treated with hydrochloric acid (6M, 75 ml) and heated at 80°C for 16 h. After cooling to ambient temperature, the yellow solid was collected by filtration and washed with cold water and dried *in vacuo* to give 2-Amino-5-bromo-3-nitro-benzoic acid methyl ester (5.0 g, 84%).

^{1}H NMR (400MHz,δ,$CDCl_3$): 3.99(3H,s), 8.33(1H,d), 8.40(2H,br s), 8.51(1H,d).

Step 3. 2-Amino-3-nitro-5-pyridin-3-yl-benzoic acid methyl ester.

A stirred solution of 2-Amino-5-bromo-3-nitro-benzoic acid methyl ester (2 g, 7.27 mmol) in 1,2 –dimethoxyethane (53 ml) was purged with nitrogen for 15 min and treated with aqueous sodium hydrogen carbonate solution (1M, 14.5 ml) followed by pyridine 3-boronic acid (1.33 g, 10.9 mmol) and 1,1-bis-(diphenylphosphino)ferrocene palladium (II) chloride complex (0.6 g, 0.733 mmol). The resultant mixture was boiled under reflux in a nitrogen atmosphere for 18 h. After cooling to ambient temperature, the dark mixture was diluted with saturated aqueous sodium hydrogen carbonate solution (300 ml) and extracted with ethyl acetate (3x250 ml). This was washed with brine (200ml), dried ($MgSO_4$) and the solvent removed *in vacuo* to give a residue which was purified by flash chromatography (silica) eluting with 30% to 100% ethyl acetate in 40-60 petroleum ether. The 2-Amino-3-nitro-5-pyridin-3-yl-benzoic acid methyl ester was obtained as a yellow solid (1.1 g, 56%).

^{1}H NMR (400MHz,δ,$CDCl_3$): 3.97(3H,s), 7.39(1H,m), 7.87(1H,m), 8.52(1H,d), 8.55(2H,br s), 8.62(1H,m), 8.65(1H,d), 8.84(1H,m).

Step 4. 3-Nitro-5-pyridin-3-yl-2-thiocyanato-benzoic acid methyl ester.

A suspension of 2-Amino-3-nitro-5-pyridin-3-yl-benzoic acid methyl ester (0.92 g, 3.37 mmol) in aqueous sulfuric acid (50% v/v, 9 ml) was stirred at ambient temperature for 1 h before being cooled in an ice bath and treated over 5 min with an aqueous sodium nitrite solution (20% w/v, 1.4 ml). The mixture was stirred in the cold for 1.5 h before being treated with a solution of potassium thiocyanate (0.42 g) in water (1.0 ml) in one portion. The resultant mixture was stirred in the cold for 15 min and then added to a suspension of copper (I) thiocyanate (0.71 g) in water (2.8 ml) whilst cooling in an ice-bath. The mixture was stirred in the cold for 2 h and then heated to 70°C for 20 min. After cooling to ambient temperature, the mixture was poured into a saturated aqueous solution of sodium hydrogen carbonate (200 ml) and extracted with ethyl acetate (3x 100 ml) which was washed with brine (200 ml) and dried ($MgSO_4$). The solvent was removed *in vacuo* to give a residue which was

purified by flash chromatography (silica) eluting with 80% to 100% ethyl acetate in 40-60 petroleum ether. The 3-Nitro-5-pyridin-3-yl-2-thiocyanato-benzoic acid methyl ester was obtained as a pale yellow solid (0.78 g, 74%).

^{1}H NMR (400MHz,δ,$CDCl_3$): 4.12(3H,s), 7.49(1H,m), 7.96(1H,m), 8.34(1H,d), 8.40(1H,d), 8.76(1H,m), 8.92(1H,d).

Step 5. 2-Amino-5-pyridin-3-yl-benzothiazole-7-carboxylic acid methyl ester.

A solution of 3-Nitro-5-pyridin-3-yl-2-thiocyanato-benzoic acid methyl ester (1.1 g, 3.49 mmol) in glacial acetic acid (23 ml) was treated with iron powder (0.97 g, 17.5 mmol) and stirred at ambient temperature for 16 h. The resultant mixture was diluted with water (200 ml) and made alkaline by the addition of concentrated ammonia solution. The mixture was filtered and the filtrate extracted with ethyl acetate (3x200 ml). The filtered solid was extracted with boiling ethanol (3x250 ml) and the combined organic fractions evaporated to dryness to give 2-Amino-5-pyridin-3-yl-benzothiazole-7-carboxylic acid methyl ester as an off-white solid (0.46 g, 46%).

^{1}H NMR (400MHz,δ,D_6DMSO): 3.98(3H,s), 7.55(1H,m), 7.81(2H,br s), 7.95(2H,s), 8.18(1H,m), 8.64(1H,m), 8.98(1H,s).

Step 6. 2-(3-Ethyl-ureido)-5-pyridin-3-yl-benzothiazole-7-carboxylic acid methyl ester. [Example 151]

A stirred mixture of 2-Amino-5-pyridin-3-yl-benzothiazole-7-carboxylic acid methyl ester (20 mg, 0.07 mmol), ethyl isocyanate (0.03 ml, 0.35 mmol) and dibutyltindiacetate (2 drops) in anhydrous 1,4-dioxane (1.5 ml) was heated by microwave irradiation in a CEM Discover reactor at 125°C for 1 h. After cooling to ambient temperature, the 2-(3-Ethyl-ureido)-5-pyridin-3-yl-benzothiazole-7-carboxylic acid methyl ester was isolated by Preparative HPLC as a white solid (7.4 mg, 30%).

^{1}H NMR (400MHz,δ,$CDCl_3$+CD_3OD): 1.26(3H,t), 3.38(2H,m), 4.06(3H,s), 7.51(1H,m), 8.06(1H,d), 8.08(1H,m), 8.19(1H,d), 8.59(1H,m), 8.88(1H,d).

LC-MS *m/z* 357$[M+H]^+$ Rt=2.25min

Step 7. 2-(3-Ethyl-ureido)-5-pyridin-3-yl-benzothiazole-7-carboxylic acid ethylamide [Example 152] and 2-(3-Ethyl-ureido)-5-pyridin-3-yl-benzothiazole-7-carboxylic acid.

A stirred mixture of 2-Amino-5-pyridin-3-yl-benzothiazole-7-carboxylic acid methyl ester (125 mg, 0.439 mmol), ethyl isocyanate (0.21 ml, 2.187 mmol) and dibutyltindiacetate (12 drops) in anhydrous 1,4-dioxane (10 ml) was heated in a sealed vessel at 100°C for 16 h. After cooling to ambient temperature, the solvent

was removed *in vacuo* to give 2-(3-Ethyl-ureido)-5-pyridin-3-yl-benzothiazole-7-carboxylic acid methyl ester which was used without further purification. A stirred mixture of 2-(3-Ethyl-ureido)-5-pyridin-3-yl-benzothiazole-7-carboxylic acid methyl ester (78 mg, 0.22 mmol) and aqueous ethylamine solution (70% w/v, 3 ml) was heated by microwave irradiation in a CEM Discover reactor at 100°C for 1 h. The reaction mixture was purified by Preparative HPLC to provide the 2-(3-Ethyl-ureido)-5-pyridin-3-yl-benzothiazole-7-carboxylic acid ethylamide as a white solid (8.7 mg, 5%).

^{1}H NMR (400MHz,δ,$CDCl_3$+CD_3OD): 1.28(6H,m), 3.40(2H,m), 3.53(2H,m), 7.51(1H,m), 7.99(2H,d), 8.12(1H,d), 8.35(1H,br d), 8.57(1H,br s), 8.91(1H,s).

LC-MS *m/z* 370$[M+H]^+$ Rt=2.05min.

2-(3-Ethyl-ureido)-5-pyridin-3-yl-benzothiazole-7-carboxylic acid was also isolated as a white solid (2.5 mg, 2%).

LC-MS *m/z* 343$[M+H]^+$ Rt=1.91min.

Scheme 7



1-Ethyl-3-(7-hydrazinocarbonyl-5-pyridin-3-yl-benzothiazol-2-yl)-urea. [Example 153]

A suspension of 2-(3-Ethyl-ureido)-5-pyridin-3-yl-benzothiazole-7-carboxylic acid methyl ester (319mg, 0.895mmol) in methanol (10 ml) was treated with hydrazine hydrate (2 ml) and stirred at ambient temperature for 16 h. HPLC indicated that the reaction mixture still contained a considerable amount of starter so a further 1ml of hydrazine hydrate was added and the stirring continued for a further 24 h. The resultant mixture was diluted with water (50 ml) and the solid collected by filtration. This was washed with water (25 ml) followed by ethanol (25 ml) and dried *in vacuo* to give 1-Ethyl-3-(7-hydrazinocarbonyl-5-pyridin-3-yl-benzothiazol-2-yl)-urea as an off-white solid (312mg, 98%).

^{1}H NMR (400MHz,δ, D_6DMSO): 1.15(3H,t), 3.26(2H,m), 4.69(2H,br s), 6.86(1H,br t), 7.57(1H,m), 8.15(1H,s), 8.22(1H,s), 8.29(1H,d), 8.65(1H,d), 9.12(1H,s), 10.24(1H,br s), 10.71(1H,br s).

LC-MS *m/z* 357[M+H]$^+$ Rt=2.22min.

Scheme 9

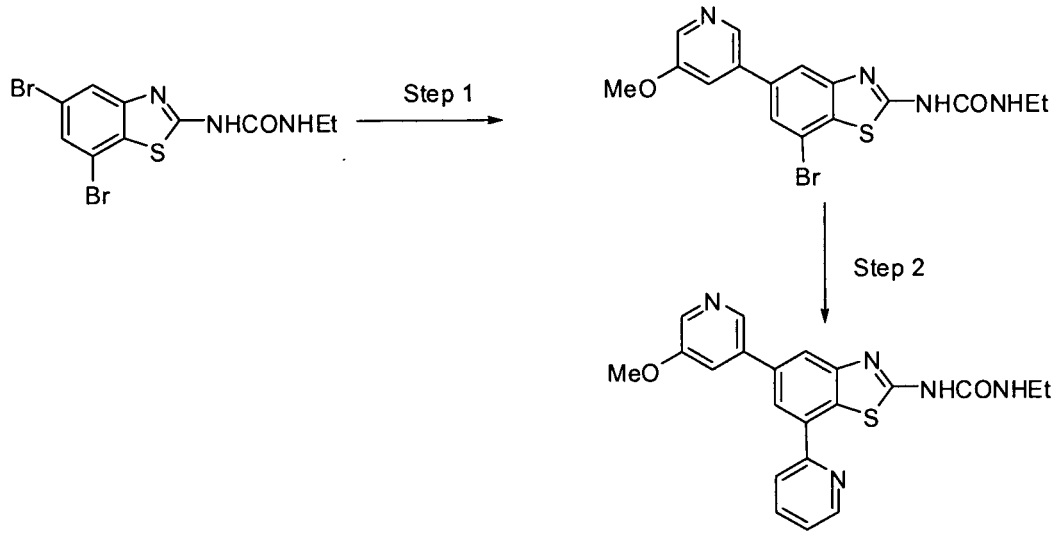

Step 1. 1-[7-Bromo-5-(5-methoxy-pyridin-3-yl)-benzothiazol-2-yl]-3-ethyl-urea

A stirred mixture of 1-(5,7-dibromo-benzothiazol-2-yl-3-ethyl urea (300 mg, 0.79 mmol), sodium carbonate (167 mg, 1.58 mmol), (1,1'-bis(diphenylphosphino)ferrocene)dichloro-palladium(II) (45 mg, 0.05 mmol), 3-methoxy-5-pyridineboronic acid pinacol ester (186 mg, 0.79 mmol) in dimethyl formamide (8 ml) and water (2 ml), was purged with nitrogen for 5 min and heated at 100 °C for 1 h. The reaction mixture was concentrated *in vacuo* then partitioned between ethyl acetate and water. The organic phase was dried ($MgSO_4$), filtered and concentrated *in vacuo*. The crude material was purified by silica gel chromatography eluting with 0 to 5 % methanol in ethyl acetate to give 1-[7-Bromo-5-(5-methoxy-pyridin-3-yl)-benzothiazol-2-yl]-3-ethyl-urea 1 as a white solid (49 mg, 15%).

^{1}HNMR(400MHz,δ,$CDCl_3$) 1.25(3H,t), 3.39(2H,q), 3.98(3H,s), 7.42(1H,s), 7.50(1H,m), 7.58(1H, s), 7.67(1H, m), 7.80(1H,s), 8.29(1H,s) 8.42(1H,s).

LC-MS *m/z* 407 and 409[M+H]$^+$ (79 Br and 81 Br). Rt = 3.22 min

Step 2. 1-Ethyl-3-[5-(5-methoxy-pyridin-3-yl)-7-pyridin-2-yl-benzothiazol-2-yl]-urea [Example 179]

To a stirred solution of 1-[7-Bromo-5-(5-methoxy-pyridin-3-yl)-benzothiazol-2-yl]-3-ethyl-urea (90 mg, 0.22 mmol), and bis(triphenylphosphine)palladium(II) chloride (10 mg, 0.015 mmol), in tetrahydrofuran (4 ml), was added 2-pyridylzinc bromide (3.1 ml, 1.5 mmol, 0.5 M solution in THF). The reaction was purged with nitrogen then

heated at 60 °C for 16 h. The reaction mixture was diluted with ethyl acetate and washed with saturated aqueous ammonium chloride solution followed by brine. The organic phase was dried ($MgSO_4$), filtered and concentrated *in vacuo*. The crude material was purified by preparative HPLC to give 1-Ethyl-3-[5-(5-methoxy-pyridin-3-yl)-7-pyridin-2-yl-benzothiazol-2-yl]-urea as a white solid (25 mg, 27%)

^{1}HNMR(400MHz,δ, $CDCl_3$) 1.31(3H,t), 3.48(2H,q), 3.90(3H,s), 7.21(1H,m), 7.50(1H,s), 7.80(1H, m), 8.32(1H, s), 8.57(1H, br s), 8.60(1H,s) 10.52(1H,br s).

LC-MS *m/z* 406$[M+H]^+$. Rt = 2.91 min.

The following were prepared similarly using 1-[5-(2-Amino-pyrimidin-5-yl)-7-bromo-benzothiazol-2-yl]-3-ethyl-urea (Scheme1):

ID	NAME	LC/MS DATA
Example 154	1-[5-(2-Amino-pyrimidin-5-yl)-7-pyridin-2-yl-benzothiazol-2-yl]-3-ethyl-urea	*m/z* 392$[M+H]^+$ Rt=2.74min.

Scheme 9A

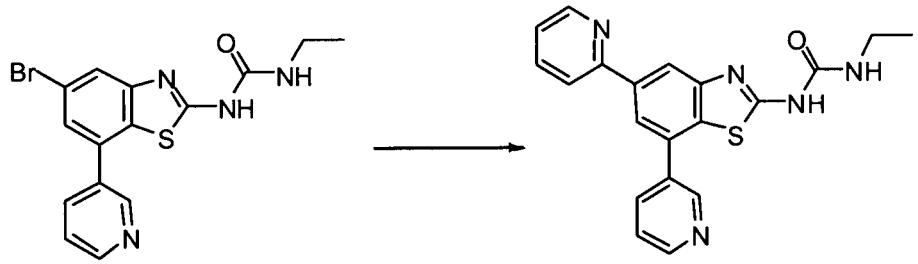

1-Ethyl-3-(5-pyridin-2-yl-7-pyridin-3-yl-benzothiazol-2-yl)-urea.[Example 155]

To a solution of 1-(5-bromo-7-pyridin-3-yl-benzothiazol-2-yl)-3-ethyl-urea (0.20 g, 0.53 mmol) in DMF (5 mL) was added 2-tributylstannyl pyridine (0.23 g, 0.53 mmol) under nitrogen atmosphere at room temperature. The reaction mixture was then degassed for half an hour followed by the addition of tetrakis(triphenylphosphine)palladium(0) (0.061 g, 0.053 mmol). The reaction mixture was then again degassed and heated at 120°C for 8h under nitrogen atmosphere. After the completion of the reaction (TLC monitoring), DMF was distilled off; water was added to the reaction mixture and extracted with ethyl acetate. The combined organic layers were dried over anhydrous Na_2SO_4, and evaporated to dryness under reduced pressure. The crude residue was purified over silica gel (230-400 M) using EtOAc-Hexane (80:20) to provide the title compound as off white solid (0.012 g, 6%).

^{1}H NMR (DMSO-d_6, 400 MHz): δ 1.08 (t, J= 7.20 Hz, 3H), 3.10-3.20 (m, 2H), 6.73 (s, 3H), 7.37-7.40 (m, 1H), 7.60-7.63 (m, 1H), 7.87-.7.93 (m, 1H), 8.07 (s, 1H), 8.17-8.21 (m, 1H), 8.38 (s, 1H), 8.69-8.70 (m, 1H), 8.98 (m, 1H), and 10.78 (br s, 1H). MS: 376.09 ($M+H^+$).

Scheme 9B

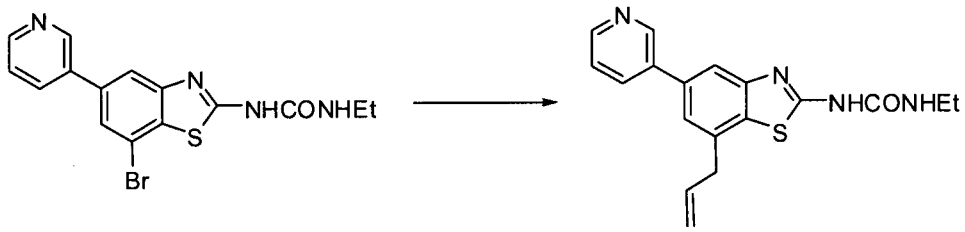

1-(7-Allyl-5-pyridin-3-yl-benzothiazol-2-yl)-3-ethyl-urea. [Example 156]

To a solution of 1-(7-bromo-5-pyridin-3-yl-benzothiazol-2-yl)-3-ethyl-urea (0.14 g, 0.37 mmol) in DMF (2 mL) was added tributylallyltin (0.15 g, 0.45 mmol) under nitrogen atmosphere at room temperature. The reaction mixture was then degassed for half an hour followed by the addition of tetrakis(triphenylphosphine)palladium(0) (0.043 g, 0.0371 mmol). The reaction mixture was then again degassed for half an hour and heated at 120°C for 20 h under nitrogen atmosphere. After the completion of the reaction (TLC monitoring), DMF was distilled off; water was added to the reaction mixture and extracted with ethyl acetate (x 3). The combined organic layer was dried over anhydrous Na_2SO_4, and evaporated to dryness under reduced pressure. The crude residue was purified over silica gel (230-400 M) using EtOAc-MeOH (95:5) to provide the title compound as off white solid (0.034 g, 27%).

1H NMR (DMSO-d6, 400 MHz): δ 1.09 (t, J=7.2 Hz, 3H), 3.12-3.28 (m, 2H), 3.65 (m, 2H), 5.14-5.23 (m, 2H), 5.97-6.07 (m, 1H), 6.74 (br s, 1H), 7.43 (s, 1H), 7.47-7.50 (m, 1H), 7.83 (s, 1H), 8.12 (d, J=7.6 Hz, 1H), 8.56-8.57 (m, 1H), 8.93-8.94 (m, 1H) and 10.77 (br s, 1H). MS: 337.13 (M-H).

The following were prepared similarly:

ID	NAME	NMR / LC-MS DATA
Example 157	1-Ethyl-3-[7-(2-methoxy-thiazol-4-yl)-5-pyridin-3-yl-benzothiazol-2-yl]-urea	^{1}H NMR (DMSO-d_6, 400 MHz): δ 1.10 (t, J=7.2 Hz, 3H), 3.15-3.25 (m, 2H), 4.20 (s, 3H), 6.80 (br s, 1H), 7.51-7.54 (m, 1H),

		7.91-2 (d, J=5.2 Hz, 1H), 7.94 (s, 1H), 7.99 (d, J=8.4 Hz, 1H), 8.13 (d, J=7.8 Hz, 1H), 8.56-8.57 (m, 1H), 8.94 (s, 1H), 10.79 (br s, 1H). MS: 410.10 (M-H).
Example 158	1-Ethyl-3-(5-pyridin-3-yl-7-thiazol-4-yl-benzothiazol-2-yl)-urea	^{1}H NMR (DMSO-d_6, 400 MHz): δ 1.11 (t, J=7.60 Hz, 3H), 3.21 (q, J=7.20 Hz, 2H), 6.81 (br s, 1H), 7.52-7.55 (m, 1H), 7.96 (s, 1H), 8.21 (s, 1H), 8.28 (d, J = 7.60 Hz, 1H), 8.61 (m, 1H), 8.65 (s, 1H), 9.09 (s, 1H), 9.38 (s, 1H) and 10.69 (br s, 1H). MS: 382.25 $(M+H)^+$.
Example 159	1-Ethyl-3-(5-pyridin-3-yl-7-pyrimidin-5-yl-benzothiazol-2-yl)-urea	^{1}H NMR (DMSO-d_6, 400 MHz): δ 1.08 (t, J=7.2 Hz, 3H), 3.14-3.18 (m, 2H), 6.77 (br s, 1H), 7.52-7.54 (m, 1H), 7.81 (s, 1H), 8.08 (s, 1H), 8.26-8.28 (m, 1H), 8.60-8.61 (m, 1H), 9.08 (s, 1H), 9.27 (s, 2H), 9.31 (s, 1H) and 10.96 (br s, 1H). MS: 377.14 $(M+H^+)$.
Example 160	1-Ethyl-3-(7-pyridazin-3-yl-5-pyridin-3-yl-benzothiazol-2-yl)-urea	^{1}H NMR (DMSO-d_6, 400 MHz): δ 1.09 (t, J=7.2 Hz, 3H), 3.18 (t, J=6.4 Hz, 2H), 6.79 (br s, 1H), 7.53-7.54 (m, 1H), 7.90 (s, 1H), 8.13-8.15 (m, 2H), 8.28-8.30 (m, 1H), 8.62 (s, 1H), 9.10 (s, 1H), 9.42-9.44 (m,

		1H), 9.75 (s, 1H) and 11.01 (br s, 1H). MS: 375.07 (M-H).
Example 161	1-Ethyl-3-(5-pyridin-3-yl-7-thiazol-5-yl-benzothiazol-2-yl)-urea	^{1}H NMR (DMSO-d_6, 400 MHz): δ 1.10 (t, J=7.20 Hz, 3H), 3.19 (q, J=7.20 Hz, 2H), 6.76 (br s, 1H), 7.51-7.54 (m, 1H), 7.89 (s, 1H), 8.00 (s, 1H), 8.26 (d, J = 8.0 Hz, 1H), 8.54 (s, 1H), 8.60 (br s, 1H), 9.05 (s, 1H), 9.28 (s, 1H) and 10.96 (br s, 1H). MS: 382.11 $(M+H)^+$.
Example 162	1-Ethyl-3-[7-(1-methyl-1H-imidazol-2-yl)-5-pyridin-3-yl-benzothiazol-2-yl]-urea	^{1}H NMR (DMSO-d_6, 400 MHz): δ 1.08 (t, J= 7.2 Hz, 3H), 3.10-3.13 (m, 2H), 3.24 (s, 3H), 5.80 br s,1H), 6.80 (br s, 1H), 7.26 (s, 1H), 7.48-7.52 (m, 1H), 7.59 (s, 1H), 7.83 (s, 1H), 7.95 (s, 1H), 8.19-8.21 (d, J=7.2 Hz, 1H), 8.58-8.59 (d, J= 6.4 Hz, 1H) and 9.00 (s, 1H). MS: 379.18 $(M+H^+)$.
Example 163	1-Ethyl-3-(5-pyridin-3-yl-7-pyridin-2-yl-benzothiazol-2-yl)-urea	^{1}H NMR (DMSO-d_6, 400 MHz): δ 1.11 (t, J= 7.20 Hz, 3H), 3.16-3.24 (m, 2H), 7.01 (br s, 1H), 7.44-7.47 (m, 1H), 7.52-7.55 (m, 1H), 8.0 (t, J= 7.60 Hz, 1H), 8.04 (s, 1H), 8.30 (m, 2H), 8.51 (d, J= 8.0 Hz, 1H), 8.62 (m, 1H), 8.82 (m, 1H), 9.12 (s, 1H) and

		10.78 (br s, 1H). MS: 376.09 ($M+H^+$).
Example 164	1-Ethyl-3-[7-(3-methyl-3H-imidazol-4-yl)-5-pyridin-3-yl-benzothiazol-2-yl]-urea	^1H NMR (DMSO-d_6, 400 MHz): δ 1.08 (t, J= 7.20 Hz, 3H), 3.17 (q, J= 6.40 Hz, 2H), 3.71 (s, 3H), 6.74 (s, 1H), 7.27 (s, 1H), 7.49-7.52 (m, 1H), 7.61 (s, 1H), 7.85 (s, 1H), 7.97 (s, 1H), 8.19-8.22 (m, 1H), 8.60 (m, 1H), 9.01(s, 1H) & 10.86 (br s, 1H). MS: 379.24 ($M+H^+$). Qualitative HPLC Purity (Xbridge C18, 250 x 4.6 mm, 257 nm): 93.82% (Rt = 13.40 min).
Example 165	1-Ethyl-3-(7-oxazol-2-yl-5-pyridin-3-yl-benzothiazol-2-yl)-urea	MS: 366.24 $(M+H)^+$. Qualitative HPLC Purity (Xbridge C18, 250 x 4.6 mm, 268 nm): 83.86% (Rt = 13.62 min).

Scheme 9C.

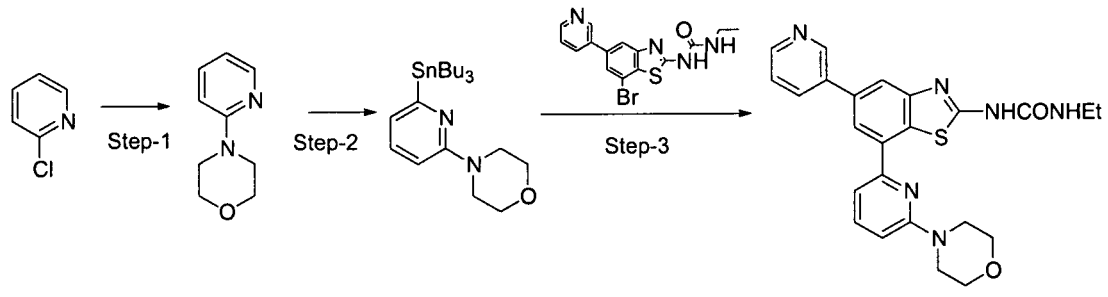

Step-1. 4-Pyridin-2-yl-morpholine

Mixture of 2-chloropyridine (1.0 g, 8.78 mmol), morpholine (1.14 g, 13.18 mmol), NaO^tBu (1.27 g, 13.18 mmol), $Pd(OAc)_2$ (0.098 g, 0.44 mmol) and BINAP (0.12 g, 0.18 mmol) in toluene (10 ml) was degassed for 20 minutes. The reaction mixture was refluxed at 120°C for 16h. After completion of reaction (TLC monitoring) toluene was distilled off, water was added to the reaction mass and extracted with ethyl

acetate (3x 30 mL). The combined organic layers were dried over anhydrous Na_2SO_4, and evaporated to dryness. The crude residue was purified over silica gel (60-120 M) using EtOAc-Hexane (5:95) to provide the compound as yellow oil (1.10 g, 76%).

^1H NMR (DMSO-d_6, 400 MHz): δ 3.48-350 (m, 4H), 3.81-3.83 (m, 4H), 6.62-6.67 (m, 2H), 7.47-7.52 (m, 1H), 8.20 (d, J= 8.80 Hz, 1H). MS: 165.15 $(M+H)^+$.

Step 2. 4-(6-Tributylstannanyl-pyridin-2-yl)-morpholine

To a solution of 2-dimethylaminoethanol (0.46 mL, 4.56 mmol) in hexane (7.0 mL, HPLC grade) cooled at –5°C was added drop wise n-BuLi (1.60 M, 5.70 mL, 9.12 mmol) under nitrogen atmosphere. After 30 min at 0°C, 4-pyridin-2-yl-morpholine (0.25 g, 1.52 mmol) in hexane (2.0 mL) was added drop wise. After stirring the reaction mixture for 1 h at 0-5°C, the reaction medium was cooled to –78°C followed by drop wise addition of tributyl tin chloride (1.03 mL, 3.70 mmol). The resulting reaction mixture was stirred at –78°C for 30 min and then allowed to stir at 0-5°C for 2h. The reaction mixture was then allowed to come to room temperature. After the completion of reaction (TLC monitoring), the reaction mass was cooled to 0°C and water was added slowly. The aqueous phase was extracted with diethyl ether (3x 20 mL). The combined organic layers were dried over anhydrous Na_2SO_4, and evaporated to dryness. The crude residue was purified over silica gel (230-400 M) using EtOAc-Hexane (2:98) to provide the compound as yellow oil (0.050 g, 7.20%). MS: 455 $(M+H)^+$.

Step 3. 1-Ethyl-3-[7-(6-morpholin-4-yl-pyridin-2-yl)-5-pyridin-3-yl-benzothiazol-2-yl]-urea:

[Example 166]

To a solution of 1-(7-iodo-5-pyridin-3-yl-benzothiazol-2-yl)-3-ethyl-urea (0.15 g, 0.35 mmol) in DMF (5 mL) was added 4-(6-tributylstannanyl-pyridin-2-yl)-morpholine (0.30 g, 0.70 mmol) under nitrogen atmosphere at room temperature. The reaction mixture was then degassed for half an hour followed by the addition of tetrakis(triphenylphosphine)palladium(0) (0.020 g, 0.018 mmol). The reaction mixture was then again degassed for half an hour and heated at 120°C for 15 h under nitrogen atmosphere. After the completion of the reaction (TLC monitoring), DMF was distilled off; water was added to the reaction mixture and extracted with ethyl acetate. The combined organic layers were dried over anhydrous Na_2SO_4, and evaporated to dryness under reduced pressure. The crude residue was purified by prep HPLC to get the title compound (0.01 g, 6.0%) as white solid.

^{1}H NMR (DMSO-d_6, 400 MHz): δ 1.09 (t, J= 7.20 Hz, 3H), 3.21 (m, 2H), 3.70-3.71 (m, 4H), 3.78-3.79 (m, 4H), 6.89-6.91 (m, 1H), 7.07 (br s, 1H), 7.50-7.54 (m, 1H), 7.68-7.77 (m, 2H), 7.98 (s, 1H), 8.15 (s, 1H), 8.26-8.28 (m, 1H), 8.59 (m, 1H), 9.08 (s, 1H) and 10.64 (br s, 1H). MS: 461.24 $(M+H)^+$.

Qualitative HPLC Purity (Xbridge C18, 250 x 4.6 mm, 260 nm): 90.43% (Rt = 14.25 min).

Scheme 9D.

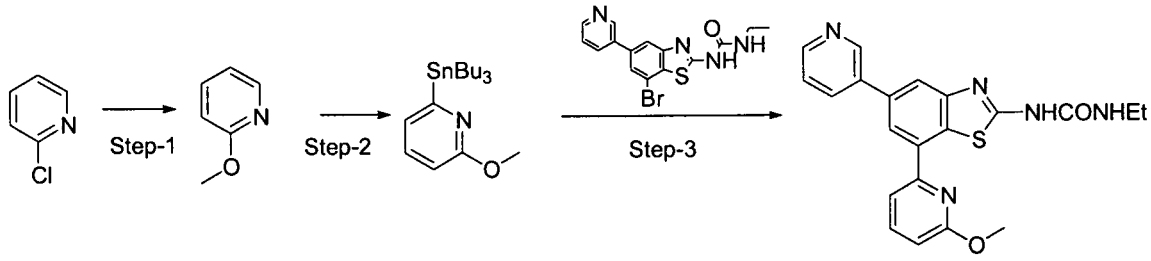

Step 1. 2-Methoxy-pyridine

A mixture of 2-chloro pyridine (5.0 g, 44.0 mmol) and KOMe (3.10 g, 44.0 mmol) in MeOH (50.0 mL) was heated in a steel bomb at 180°C for 48 h. After the completion of the reaction (TLC monitoring), MeOH was distilled off and the residue was purified over silca gel (60-120 M, 2% EtOAc-Hexane) to get the title compound (0.60 g, 12%). ^{1}H NMR ($CDCl_3$, 400 MHz): δ 3.93 (s, 3H), 6.75 (8.80 Hz, 1H), 6.84-6.87 (m, 1H), 7.53-7.58 (m, 1H) and 8.15 –8.17 (m,1H).

Step 2. 2-Methoxy-6-tributylstannanyl-pyridine

To a solution of 2-dimethylaminoethanol (3.50 mL, 16.36 mmol) in hexane (20.0 mL, HPLC grade) cooled at –5°C was added drop wise n-BuLi (3.60 M, 9.0 mL, 32.40 mmol) under nitrogen atmosphere. After 30 min at 0°C, 2-methoxy-pyridine (0.60 g, 5.45 mmol) in hexane (20.0 mL) was added drop wise. After stirring the reaction mixture for 1 h at 0-5°C, the reaction medium was cooled to –78°C followed by drop wise addition of tributyl tin chloride (3.70 mL, 13.62 mmol). The resulting reaction mixture was stirred at –78°C for 30 min and then allowed to stir at 0-5°C for 30 min. The reaction mixture was then allowed to come to room temperature. After the completion of reaction (TLC monitoring), the reaction mass was cooled to 0°C and water was added slowly. The aqueous phase was extracted with diethyl ether (3x 50 mL). The combined organic layers were dried over anhydrous Na_2SO_4, and evaporated to dryness. The crude residue (1.80 g, 72%) was carried forward to the next step without further purification.

Step 3. 1-Ethyl-3-[7-(6-methoxy-pyridin-2-yl)-5-pyridin-3-yl-benzothiazol-2-yl]-urea: [example 167]

To a solution of 1-(7-bromo-5-pyridin-3-yl-benzothiazol-2-yl)-3-ethyl-urea (0.50 g, 1.32 mmol) in DMF (5.0 mL) was added 2-methoxy-6-tributylstannanyl-pyridine (1.05 g, 2.65 mmol) under nitrogen atmosphere at room temperature. The reaction mixture was then degassed for half an hour followed by the addition of tetrakis(triphenylphosphine)palladium(0) (0.23 g, 0.20 mmol). The reaction mixture was then again degassed for half an hour and heated at 120°C for 6h under nitrogen atmosphere. After the completion of the reaction (TLC monitoring), DMF was distilled off; water was added to the reaction mixture and extracted with ethyl acetate. The combined organic layers were dried over anhydrous Na_2SO_4, and evaporated to dryness under reduced pressure. The crude residue was purified by prep HPLC to get the title compound as white solid (0.06 g, 11%). M.P. 300.10°C.

^{1}H NMR (DMSO-d_6, 400 MHz): δ 1.10 (t, J= 7.20 Hz, 3H), 3.21 (q, J= 7.20 Hz, 2H), 4.17 (s, 3H), 6.81 (br s, 1H), 6.89 (d, J= 8.40 Hz, 1H), 7.52-7.55 (m, 1H), 7.92 (t, J= 8.0 Hz, 1H), 8.03 (s, 1H), 8.07 (d, J= 8.0 Hz, 1H), 8.26 (s, 1H), 8.30 (d, J= 8.0 Hz, 1H), 8.61 (m, 1H), 9.10 (s, 1H) and 10.65 (br s, 1H). MS: 406.18 $(M+H)^+$.

Qualitative HPLC Purity (Xbridge C18, 250 x 4.6 mm, 261 nm): 94.90% (Rt = 14.73 min).

Scheme 9E.

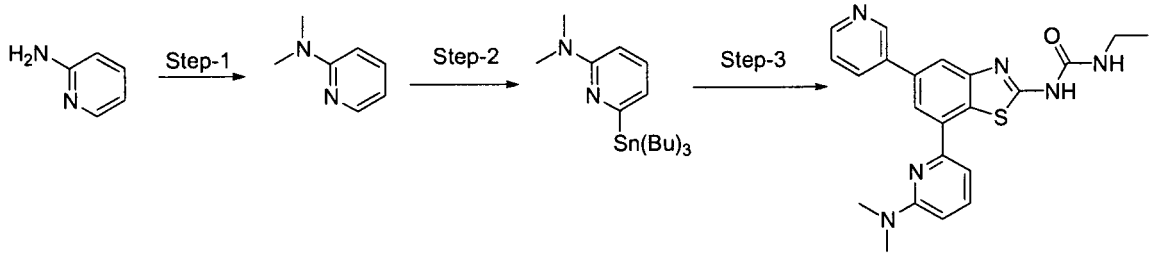

Step-1. Dimethyl-pyridin-2-yl-amine

To an ice-cold solution of 2-aminopyridine (5.0 g, 53.12 mmol) in acetonitrile (150.0 mL) was added sequentially water (33.0 mL) followed by formaldehyde (37% aq. solution, 50.0 mL) and sodium cyanoborohydride (10.0 g, 159.13 mmol). The resulting reaction mixture was stirred at 0°C for 10 min followed by drop wise addition of acetic acid (12.0 mL). The reaction mixture was then allowed to stir at room temperature for 15 h. After the completion of the reaction (TLC monitoring), the solvent was evaporated and the residue was treated with aqueous NaOH (2N, 50.0

mL) and extrated with hexane (3 x 50 .0 mL). The combined organics was washed with brine, dried (Na_2SO_4), filtered and concentrated. The residue was purified over silica gel (100-200 M, 2% EtOAc-Hexane) to get the desired compound (3.50 g, 55%).

^{1}H-NMR (400 MHz, DMSO-d_6): δ 2.99 (s, 6H), 6.52-6.55 (m, 1H), 6.61 (d, J= 8.80 Hz, 1H), 7.44-7.49 (m, 1H) and 8.07 (m, 1H). MS: 123.10 $(M+H)^+$.

Step-2. Dimethyl-(6-tributylstannanyl-pyridin-2-yl)-amine

To a solution of 2-dimethylaminoethanol (0.65 mL, 9.60 mmol) in hexane (10.0 mL, HPLC grade) cooled at –5°C was added drop wise n-BuLi (1.60 M, 11.38 mL, 18.20 mmol) under nitrogen atmosphere. After 30 min at 0°C, dimethyl-pyridin-2-yl-amine (0.40 g, 3.20 mmol) in hexane (5.0 mL) was added drop wise. After stirring the reaction mixture for 1 h at 0-5°C, the reaction medium was cooled to –78°C followed by drop wise addition of tributyl tin chloride (1.55 mL, 8.0 mmol). The resulting reaction mixture was stirred at –78°C for 30 min and then allowed to stir at 0-5°C for 1h. The reaction mixture was then allowed to stir at room temperature for 16 h. After the completion of reaction (TLC monitoring), the reaction mass was cooled to 0°C and water was added slowly. The aqueous phase was extracted with diethyl ether (3x 20 mL). The combined organic layers were dried over anhydrous Na_2SO_4, and evaporated to dryness. The crude residue was carried foreard to the next step without further purification. MS: 413.22.

Step-3.1-[7-(6-Dimethylamino-pyridin-2-yl)-5-pyridin-3-yl-benzothiazol-2-yl]-3-ethyl-urea [Example 168]

To a solution of 1-(7-bromo-5-pyridin-3-yl-benzothiazol-2-yl)-3-ethyl-urea (0.125 g, 0.33 mmol) in DMF (5 mL) was added dimethyl-(6-tributylstannanyl-pyridin-2-yl)-amine (0.14 g, 0.33 mmol) under nitrogen atmosphere at room temperature. The reaction mixture was then degassed for half an hour followed by the addition of bis(triphenylphosphine)palladium(II) dichloride (0.023 g, 0.033 mmol). The reaction mixture was then again degassed for half an hour and heated at 100°C for 15 h under nitrogen atmosphere. After the completion of the reaction (TLC monitoring), DMF was distilled off; water was added to the reaction mixture and extracted with ethyl acetate. The combined organic layers were dried over anhydrous Na_2SO_4, and evaporated to dryness under reduced pressure. The crude residue was purified by prep HPLC to get the title compound (0.006 g, 5.0%) as off-white solid.

^{1}H-NMR (400 MHz, DMSO-d_6): δ 1.10 (t, J= 6.80 Hz, 3H), 3.19 (m, 2H), 3.23 (s, 6H), 6.84 (d, J= 8.40 Hz, 1H), 6.97 (br s, 1H), 7.51 (m, 1H), 7.58 (d, J= 7.20 Hz, 1H), 7.67 (t, J= 7.60 Hz, 1H), 7.98 (s, 1H), 8.13 (s, 1H), 8.27 (m, 1H), 8.60 (m, 1H), 9.07 (s, 1H) and 11.03 (br s, 1H). MS: 419.24 $(M+H)^+$.

HPLC: (Xbridge C18, 250 x 4.6 mm, 259 nm): 92.51% (Rt= 14.81 min).

The following was also prepared by the same method starting from step-2.

ID	NAME	^{1}H-NMR/ MS Data
Example 169	1-[7-(4-Dimethylamino-pyridin-2-yl)-5-pyridin-3-yl-benzothiazol-2-yl]-3-ethyl-urea	^{1}H-NMR (400 MHz, DMSO-d_6): δ 1.10 (t, J= 6.80 Hz, 3H), 3.18(s, 6H), 3.21 (m, 2H), 6.86 (m, 1H), 7.07 (s, 1H), 7.46 (m, 1H), 7.55 (m, 1H), 8.02 (m, 1H), 8.26 (m, 1H), 8.33 (m, 1H), 8.62 (m, 1H), 8.80 (m, 1H), 9.10 (s, 1H) and 10.60 (br s, 1H). MS: 419.24 $(M+H)^+$. HPLC: (Xbridge C18, 250 x 4.6 mm, 265 nm): 59.82% (Rt= 12.20 min).

Scheme 10

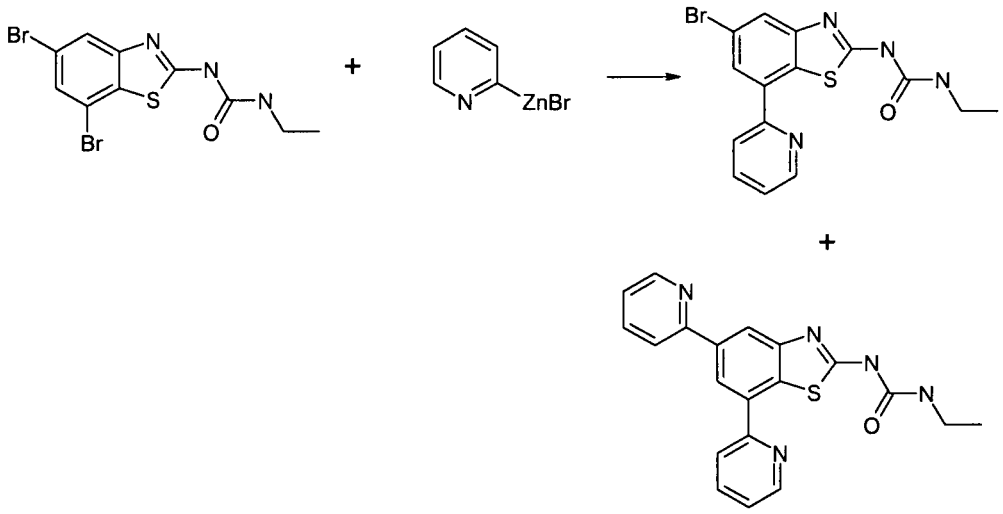

1-(5-Bromo-7-pyridin-2-yl-benzothiazol-2-yl)-3-ethyl-urea.

A stirred mixture of the 1-(5,7-dibromo-benzothiazol-2-yl-3-ethyl urea (2.62g, 0.00687 mol) and Dichlorobis(triphenylphosphine)-palladium (0.48g 0.000687 mol), under nitrogen , was treated in one portion, via a syringe, with 2-pyridyl zinc bromide solution (0.5M solution in THF, 7.66g, 0.0344 mol). The reaction mixture was heated, with stirring, at 55°C for 18 hours, allowed to cool and poured into 500ml of water containing ~5 ml of conc hydrochloric acid. The suspension was stirred and the solid filtered off, washed with water, followed by 20ml of 1:1 DCM/Methanol mixture to give the crude 1-(5-Bromo-7-pyridin-2-yl-benzothiazol-2-yl)-3-ethyl-urea (1.43g). This was purified by "flash" silica chromatography using 0 to 100% hexane/ethyl acetate followed by 0 to 100% methanol in ethyl acetate to elute the required product as a beige solid (1.1g).

^{1}H NMR (400MHz,δ,D_6DMSO): 1.13(3H,t), 3.23(2H,m), 6.83(1H,t), 7.50(1H,m), 7.91(1H,s), 8.02(1H,t), 8.20(1H,s), 8.36(1H,d), 8.84(1H,dd), 10.76(1H,br s).

LC-MS *m/z* 377$[M+H]^+$ Rt=3.82min.

1-(4,6-Dipyridin-2-yl benzothiazol-2-yl) 3-ethylurea. [Example 170]

Also isolated during the purification was a sample of 1-(4,6-Dipyridin-2-yl benzothiazol-2-yl) 3-ethylurea as an off-white solid.

^{1}H NMR (400MHz,δ,D_6DMSO): 1.16(3H,t), 3.26(2H,m), 6.88(1H,t), 7.44(1H,m), 7.50(1H,m), 7.97(1H,m), 8.06(1H,m), 8.29(1H,d), 8.46(2H,d), 8.71(1H,s), 8.77(1H,d), 8.65(1h,d), 10.70 (1h,s).

LC-MS *m/z* 376$[M+H]^+$ Rt=2.90min.

No Example 171

Scheme 13 A.

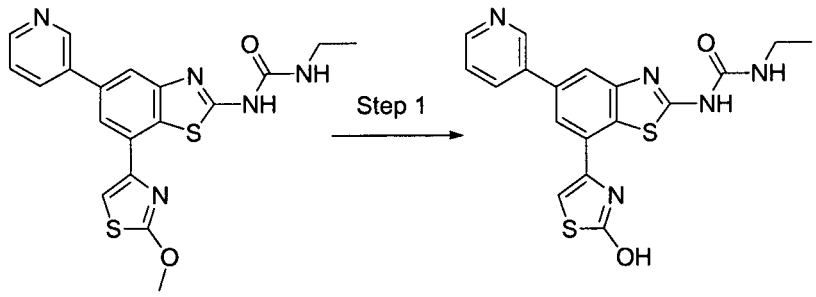

1-Ethyl-3-[7-(2-hydroxy-thiazol-4-yl)-5-pyridin-3-yl-benzothiazol-2-yl]-urea: [Example 172]

To a solution of 1-ethyl-3-[7-(2-methoxy-thiazol-4-yl)-5-pyridin-3-yl-benzothiazol-2-yl]-urea (0.05 g, 0.12mmol) in dry DCM (5 mL) was added BBr_3 (0.20 mL) under nitrogen atmosphere at 0°C. The reaction mixture was then heated at 50°C for 24 h under nitrogen atmosphere. After the completion of the reaction (TLC monitoring), the reaction mixture was cooled to 0°C and then quenched with ice-cold water followed by extraction with DCM. The combined organic layers were dried over anhydrous Na_2SO_4, and evaporated to dryness under reduced pressure. The crude residue was purified over silica gel (230-400 M) using DCM-MeOH (96:4) to provide the title compound as light greenish solid (3.5 mg, 7%).

^{1}H-NMR (400 MHz, DMSO-d_6): δ 1.10 (t, J= 7.20 Hz, 3H), 3.21 (q, J= 7.20 Hz, 2H), 6.77(br s, 1 H), 6.87(s, 1H), 7.51-7.56 (m, 1H), 7.79 (s, 1H), 8.01 (s, 1H), 8.26 (d, J= 8.0 Hz, 1H), 8.62 (br s, 1H), 9.09 (s, 1H), 10.95 (s, 1H) and 11.99 (s, 1H). MS: 398.07 $(M+H)^+$.

Qualitative HPLC Purity (Xbridge C18, 250 x 4.6 mm, 263 nm): 88.40% (Rt = 13.21 min).

Scheme 13 B.

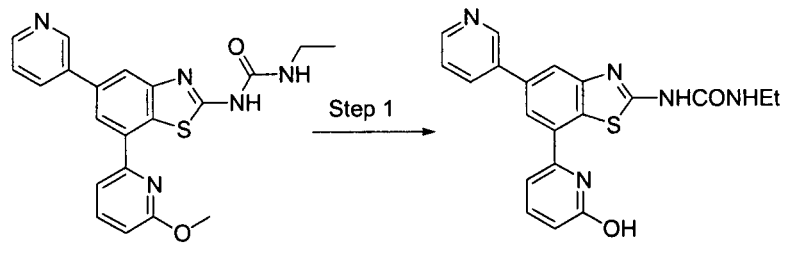

1-Ethyl-3-[7-(6-hydroxy-pyridin-2-yl)-5-pyridin-3-yl-benzothiazol-2-yl]-urea: [Example 173]

To a solution of 1-ethyl-3-[7-(6-methoxy-pyridin-2-yl)-5-pyridin-3-yl-benzothiazol-2-yl]-urea (0.04 g, 0.098 mmol) in dry DCM was added BBr_3 (0.50 ml) under nitrogen atmosphere at 0°C. The reaction mixture was then heated at 50°C for 6 h under nitrogen atmosphere. Since the starting material was not consumed (TLC monitoring), toluene (5 mL) was added into the reaction mixture and heated at 120°C for 16 h. After the completion of the reaction (TLC monitoring), the reaction mixture was cooled to 0°C and quenched with ice-cold water. Toluene was distilled off, added water and extracted with DCM. The combined organic layers were dried over anhydrous Na_2SO_4, and evaporated to dryness under reduced pressure. The crude residue was purified over silica gel (100-200 M) using DCM-MeOH (96:4) to provide the title compound as off white solid (2.5 mg, 6%).

^{1}H NMR (DMSO-d_6, 400 MHz): δ 1.10 (t, J= 7.20 Hz, 3H), 3.19 (q, J= 7.20 Hz, 2H), 6.60 (br s, 1 H), 7.0-7.06 (m, 1H), 7.52-7.54 (m, 1H), 7.62-7.72 (m, 2H), 8.0 (m, 2H), 8.28 (d, J= 7.60 Hz, 1H), 8.60 (m, 1H), 9.08 (s, 1H) and 10.91-11.02 (br s, 2H). MS: 392.23 $(M+H)^+$.

Qualitative HPLC Purity (Xbridge C18, 250 x 4.6 mm, 261 nm): 95.09% (Rt = 11.74 min).

Scheme 14.

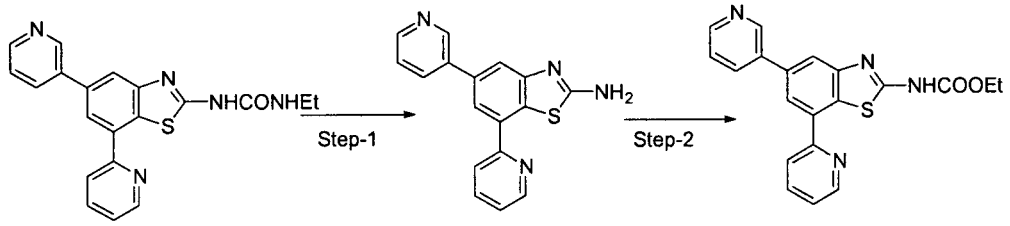

Gyr_JL1_01

Step 1. 5-Pyridin-3-yl-7-pyridin-2-yl-benzothiazol-2-ylamine

1-Ethyl-3-(5-pyridin-3-yl-7-pyridin-2-yl-benzothiazol-2-yl)-urea (0.19 g, 0.53 mmol) in DMF (10 mL), was heated at 120°C for 10 h in pressure vessel. After the completion of the reaction (TLC monitoring), DMF was distilled off, added water and extracted with ethyl acetate. The crude solid (0.14 g, 90%) was used as such for the next step.

Step 2. (5-Pyridin-3-yl-7-pyridin-2-yl-benzothiazol-2-yl)-carbamic acid ethyl ester: [Example 174]

To a solution of 5-pyridin-3-yl-7-pyridin-2-yl-benzothiazol-2-ylamine (0.10 g, 0.33 mmol) in toluene (5 mL) was added triethylamine (0.10 ml, 0.07 mmol) at room

temperature. The reaction mixture was heated to 40°C followed by the addition of ethyl chloroformate (0.17 g, 0.16 mmol). The resulting reaction mixture was stirred under nitrogen atmosphere at 70°C for 16 h. After the completion of reaction (TLC monitoring) toluene was evaporated under reduced pressure. The crude solid residue was washed with water and was purified by chromatography over silica gel (230-400 M) using ethyl acetate:hexane (60:40) to provide the title compound as white solid (0.046 g, 38%). M.P. 235°C.

^{1}H NMR (DMSO-d_6, 400 MHz): δ 1.31 (t, J=7.20 Hz, 3H), 4.25-4.30 (m, 2H), 7.45-7.48 (m, 1H), 7.53-7.56 (m, 1H), 8.02 (t, J= 7.60 Hz, 1H), 8.11 (s, 1H), 8.33 (d, J= 8.0 Hz, 1H), 8.39 (s, 1H, J=8.0 Hz), 8.56 (d, J= 8.0 Hz, 1H), 8.63 (d, J= 4.80 Hz, 1H), 8.84 (m, 1H), 9.13 (s, 1H) and 11.97 (br s, 1H). MS: 377.16 ($M+H^+$).

Qualitative HPLC Purity (Xbridge C18, 250 x 4.6 mm, 260 nm): 96.88% (Rt = 14.77 min).

Scheme 16.

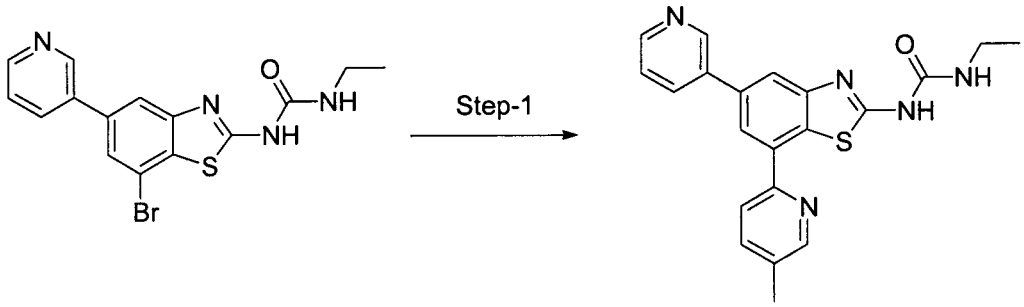

Step-1. 1-Ethyl-3-[7-(5-methyl-pyridin-2-yl)-5-pyridin-3-yl-benzothiazol-2-yl]-urea [Example 175]

To a solution of 1-(7-bromo-5-pyridin-3-yl-benzothiazol-2-yl)-3-ethyl-urea (0.25 g, 0.66 mmol) in anhydrous DMF (5.0 mL) was added K_2CO_3 (0.28 g, 1.99 mmol) and the resulting solution was purged with nitrogen for 15 min. [1,1'-Bis(diphenylphosphino)-ferrocene]dichloropalladium(II), complex with dichloromethane (0.054 g, 0.066 mmol) was added to the reaction mixture, purged again with nitrogen for another 15 min followed by addition of 5-methyl-2-pyridyl zinc bromide (3.32 mL, 1.66 mmol). The resulting reaction mixture was stirred at 100°C for 15 h followed by removal of DMF *in vacuo*. Water was added and extracted with EtOAc (3 x 20 mL). The combined organics was washed with brine, dried (Na_2SO_4) and concentrated. The residue was purified through prep-HPLC to get the desired product (0.011 g, 4%) as an off-white solid.

^{1}H-NMR (400 MHz, DMSO-d_6): δ 1.13 (t, J= 6.80 Hz, 3H), 2.40 (s, 3H), 3.21 (m, 2H), 6.93 (br s, 1H), 7.53 (m, 1H), 7.83 (m, 1H), 8.01 (s, 1H), 8.27-8.31 (m, 2H), 8.41 (d,

J= 8.40 Hz, 1H), 8.61-8.65 (m, 2H), 9.11 (br s, 1H) and 10.71 (br s, 1H). MS: 390.19 $(M+H)^+$. M.P. 231.0°C

Qualitative HPLC Purity (Xbridge C18, 250 x 4.6 mm, 265nm): 98.58 (Rt = 14.41 min).

The following were prepared similarly:

Prolysis ID.	**NAME**	NMR/MS/HPLC Data
Example 176	1-Ethyl-3-[7-(4-methyl-pyridin-2-yl)-5-pyridin-3-yl-benzothiazol-2-yl]-urea	^{1}H-NMR (400 MHz, DMSO-d_6): δ 1.13 (t, J= 7.20 Hz, 3H), 2.46 (s, 3H), 3.21 (m, 2H), 6.89 (br s, 1H), 7.29 (d, J= 5.20 Hz, 1H), 7.53 (m, 1H), 8.03 (s, 1H), 8.30-8.32 (m, 2H), 8.38 (s, 1H), 8.61 (m, 1H), 8.66 (d, J= 4.80 Hz, 1H), 9.13 (s, 1H) and 10.64 (br s, 1H). MS: 390.21 $(M+H)^+$. HPLC: (DHSC-18 (250 x 4.6 mm, 262 nm): 90.42% (Rt= 19.01 min).
Example 177	1-Ethyl-3-[7-(6-methyl-pyridin-2-yl)-5-pyridin-3-yl-benzothiazol-2-yl]-urea	^{1}H-NMR (400 MHz, DMSO-d_6): δ 1.13 (t, J= 7.20 Hz, 3H), 2.66 (s, 3H), 3.30 (m, 2H), 6.88 (br s, 1H), 7.32 (d, J= 7.60 Hz, 1H), 7.54 (m, 2H), 7.88 (t, J= 7.60 Hz, 1H), 8.02 (s, 1H), 8.29-8.31 (m, 2), 8.61 (m, 1H), 9.11 (s, 1H), 10.58 (br s, 1H). MS: 390.29 $(M+H)^+$. HPLC: (Xbridge C18, 250 x 4.6 mm, 262 nm): 85.29% (Rt= 14.31 min).

No Example 178

Scheme 18

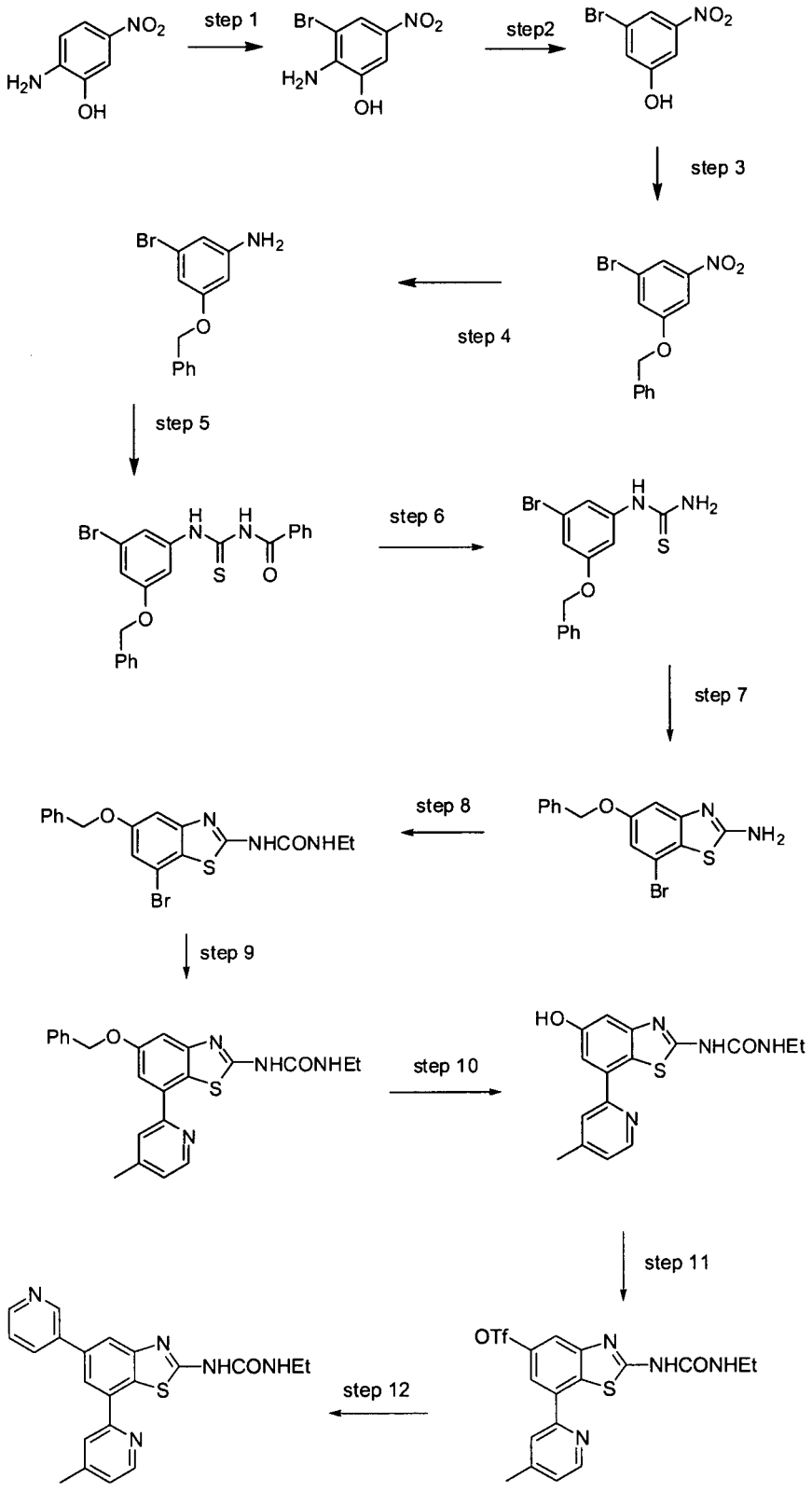

Step 1. 2-Amino-3-bromo-5-nitro-phenol

To an ice-cold solution of 2-amino-5-nitro phenol (40.0 g, 259.52 mmol) in DCM (1.0 L), was added bromine (13.38 mL, 259.52 mmol) drop wise. The resulting reaction mixture was stirred at room temperature for 45 min. After the completion of the reaction (TLC monitoring), water was added and extracted with EtOAc (3 x 1.0 L). The combined organics was dried over anhydrous Na_2SO_4 and concentrated under reduced pressure. The crude (55.0 g, 92%) was carried forward to the next step without further purification.

^{1}H-NMR (400 MHz, DMSO-d_6): δ 6.06 (s, 2H), 7.48 (s, 1H), 7.85 (s, 1H) and 10.68 (s, 1H).

Step 2. 3-Bromo-5-nitro-phenol

To an ice-cold solution of 2-amino-3-bromo-5-nitro-phenol (6.50 g, 27.89 mmol) in EtOH (150.0 mL) was added concentrated H_2SO_4 (9.40 mL, 177.13 mmol) portion wise. The reaction mixture was then heated to 50°C followed by portion wise addition of $NaNO_2$ (6.19 g, 89.82 mmol). The resulting solution was refluxed at 80°C for 2 h. The reaction mixture was then diluted with water and extracted with EtOAc (3 x 150.0 mL). The combined organics was dried over anhydrous Na_2SO_4 and concentrated under reduced pressure. The crude was purified over silica gel (100-200 M, 10% EtOAc-Hexane) to get the desired product (5.0 g, 82%).

^{1}H-NMR (400 MHz, DMSO-d_6): δ 7.37 (s, 1H), 7.53 (s, 1H), 7.77 (s, 1H) and 10.91 (s, 1H).

Step 3. 3-Benzyloxy-5-bromo-nitrobenzene

To an ice-cold solution of 3-bromo-5-nitro-phenol (21.0 g, 96.33 mmol) in acetone (420.0 mL) was added K_2CO_3 (40.0 g, 289.41 mmol) followed by addition of benzyl bromide (17.20 mL, 144.40 mmol). The resulting reaction mixture was stirred at room temperature for 2 h. The reaction mixture was then diluted with water and extracted with EtOAc (3 x 250.0 mL). The combined organics was dried over anhydrous Na_2SO_4 and concentrated under reduced pressure. The crude was purified over silica gel (100-200 M, 5% EtOAc-Hexane) to get the desired product (27.0 g, 91%).

^{1}H-NMR (400 MHz, DMSO-d_6): δ 5.13 (s, 2H), 7.35-7.45 (m, 6H), 7.75 (s, 1H) and 7.98 (s, 1H).

Step 4. 3-Benzyloxy-5-bromo-phenylamine

To a solution of 3-benzyloxy-5-bromo-nitrobenzene (27.0 g, 87.60 mmol) in THF (800.0 mL) was added $SnCl_2.2H_2O$ (99.0 g, 438.30 mmol) and the resulting reaction mixture was heated to reflux at 65°C for 2 h. The reaction mass was then cooled to 0-5°C and basified with a saturated solution of $NaHCO_3$ till pH 8 and then extracted with EtOAc (3 x 1.0 L). The combined organics was dried over anhydrous Na_2SO_4 and concentrated under reduced pressure. The residue thus obtained (23.60 g, 95%) was carried forward to the next step without further purification.

^{1}H-NMR (400 MHz, $CDCl_3$): δ 3.70 (br s, 2H), 5.03 (s, 2H), 6.25 (s, 1H), 6.46 (s, 1H), 6.65 (s, 1H) and 7.33-7.52 (m, 5H). MS: 278.04 $(M+H)^+$.

Step 5. 1-Benzoyl-3-(3-benzyloxy-5-bromo-phenyl)-thiourea

To a solution of 3-benzyloxy-5-bromo-phenylamine (23.50 g, 84.40 mmol) in acetone (550.0 mL) was added benzoyl isothiocyanate (18.50 mL, 93.13 mmol) and the reaction mixture was stirred at room temperature for 30 min. After the completion of the reaction (TLC monitoring), the solvent was evaporated and the residue thus obtained was washed with hexane to get the desired product (33.0 g, 89%).

^{1}H-NMR (400 MHz, $CDCl_3$): δ 5.05 (s, 2H), 7.05 (m, 1H), 7.38-7.50 (m, 6H), 7.52-7.55 (m, 3H), 7.57-7.67 (m, 1H), 7.90 (d, J= 7.60 Hz, 2H), 9.05 (br s, 1H) and 12.67 (br s, 1H).

Step 6. (3-Benzyloxy-5-bromo-phenyl)-thiourea

To an ice-cold solution of 1-benzoyl-3-(3-benzyloxy-5-bromo-phenyl)-thiourea (33.0 g, 74.70 mmol) in THF (500.0 mL) was added a solution of NaOH (15.0 g, 375.0 mmol) in H_2O (180.0 mL). The resulting reaction mixture was stirred at 65°C for 15 h. The reaction mass was then cooled to room temperature, added water and extracted with EtOAc (3 x 1.0 L). The combined organics was washed with water, dried over anhydrous Na_2SO_4 and concentrated under reduced pressure to get the desired compound (23.50 g, 94%) that was carried forward to the next step without further purification.

^{1}H-NMR (400 MHz, $CDCl_3$): δ 5.10 (s, 2H), 6.97 (s, 1H), 7.14 (s, 1H), 7.29 (s, 1H), 7.32-7.44 (m, 7H) and 9.78 (br s, 1H). MS: 337.04 $(M+H)^+$.

Step 7. 5-Benzyloxy-7-bromo-benzothiazol-2-ylamine

A solution of (3-benzyloxy-5-bromo-phenyl)-thiourea (2.0 g, 5.93 mmol) in $CHCl_3$ (80.0 mL) was cooled to –60°C followed by drop wise addition of a solution of bromine (0.30 mL, 5.93 mmol) in $CHCl_3$ (20.0 mL). The resulting reaction mixture

was stirred at room temperature for 15 minutes followed by refluxing at 70°C for 1 h. The reaction mass was then cooled and basified with 25% aqueous ammonia solution to pH 8-9 and then extracted with EtOAc (3 x 150.0 mL). The combined organics was dried over anhydrous Na_2SO_4 and concentrated under reduced pressure. The crude residue was purified over silica gel (60-120 M, 40% EtOAc-Hexane) to get the desired compound (1.35 g, 68%).

^{1}H-NMR (400 MHz, DMSO-d_6): δ 5.12 (s, 2H), 6.93 (d, J= 2.0 Hz, 1H), 6.98 d, J= 2.0 Hz, 1H), 7.30-7.45 (m, 5H) and 7.70 (br s, 2H). MS: 335.0 $(M+H)^+$.

Step 8. 1-(5-Benzyloxy-7-bromo-benzothiazol-2-yl)-3-ethyl-urea

To a solution of 5-benzyloxy-7-bromo-benzothiazol-2-ylamine (1.35 g, 4.02 mmol) in dioxane (50.0 mL) was added ethyl isocyanate (1.90 mL, 24.22 mmol) and the resulting reaction mixture was heated to 80°C for 15 h. The solvent was then evaporated and the residue was stirred in water at 85°C for 5-6 h. The solution was then filtered and the solid thus obtained was washed with hot water and hexane to get the desired product (1.50 g, 92%) as an off-white solid. M.P. 294.2°C.

^{1}H-NMR (400 MHz, DMSO-d_6): δ 1.08 (t, J= 7.20 Hz, 3H), 3.21 (m, 2H), 5.24 (s, 2H), 6.71 (br s, 1H), 7.15 (s, 1H), 7.21 (s, 1H), 7.26-7.47 (m, 5H) and 10.83 (br s, 1H). MS: 406.0 $(M+H)^+$.

Step 9. 1-[5-Benzyloxy-7-(4-methyl-pyridin-2-yl)-benzothiazol-2-yl]-3-ethyl-urea

A mixture of 1-[5-Benzyloxy-7-bromo-benzothiazol-2-yl]-3-ethyl-urea (406mg, 1.0mmol), bis(neopentyl)glycolato diboron (452mg, 2.0mmol) and potassium acetate (294mg, 3.0mmol) in dimethyl sulfoxide (7ml) was purged with nitrogen for 5 minutes. Bis(diphenylphosphino)ferrocene palladium(II)chloride complex (82mg, 0.1mmol) was added, the reaction mixture sealed and heated at 80°c for 16h.

The reaction mixture was cooled to ambient temperature. 2-Bromo-4-methylpyridine (258mg, 1.5mmol) was added followed by aqueous cesium carbonate solution (3.7M, 0.405ml, 1.5mmol). The reaction mixture was purged with nitrogen for 5 minutes, treated with tetrakistriphenylphosphine palladium (0) (115mg, 0.1mmol), sealed and heated at 80°C for 8h. The reaction mixture was cooled to ambient temperature, diluted with ethylacetate (150ml), washed with water (3X20ml) followed by brine (25ml) and dried ($MgSO_4$).The solvent was removed *in vacuo* and the residue purified by flash silica chromatography eluting with 1:1 ethyl acetate:petrol ether to give 1-[5-Benzyloxy-7-(4-methyl-pyridin-2-yl)-benzothiazol-2-yl]-3-ethyl-urea as an off white solid (290mg, 69%).

LC-MS m/z 419$[M+H]^+$ Rt=4.11min.

Step 10. 1-Ethyl-3-[5-hydroxy-7-(4-methyl-pyridin-2-yl)-benzothiazol-2-yl]-urea.

A stirred solution of 1-[5-Benzyloxy-7-(4-methyl-pyridin-2-yl)-benzothiazol-2-yl]-3-ethyl-urea (100mg, 0.239mmol) in anhydrous dichloromethane (2ml) was treated with methanesulfonic acid (0.25ml) and kept at ambient temperature for 2h. The dichloromethane was then evaporated off and the residue treated with water (3ml). The resultant mixture was extracted with ethyl acetate (3x20ml) and the aqueous portion basified with sodium hydrogen carbonate. The resultant mixture was extracted with ethyl acetate (3x30ml), dried ($MgSO_4$) and the solvent removed *in vacuo* to give the crude 1-Ethyl-3-[5-hydroxy-7-(4-methyl-pyridin-2-yl)-benzothiazol-2-yl]-urea (38mg, 46%) as an off-white solid which was used without further purification.

LC-MS *m/z* 329$[M+H]^+$ Rt=2.86min.

Step 11. Trifluoro-methanesulfonic acid 2-(3-ethyl-ureido)-7-(4-methyl-pyridin-2-yl)-benzothiazol-5-yl ester.

A stirred suspension of the crude 1-Ethyl-3-[5-hydroxy-7-(4-methyl-pyridin-2-yl)-benzothiazol-2-yl]-urea (38mg, 0.116mmol) in anhydrous dichloromethane (3ml) was treated with anhydrous pyridine (31mg, 0.394mmol). The resultant solution was cooled in an ice-bath and treated with trifluoromethanesulfonic anhydride (111mg, 0.394mmol). After stirring at ambient temperature for 2h, the solution was diluted with dichloromethane(75ml), washed with water (4x25ml), dried ($MgSO_4$) and the solvent removed to give the crude Trifluoro-methanesulfonic acid 2-(3-ethyl-ureido)-7-(4-methyl-pyridin-2-yl)-benzothiazol-5-yl ester (44mg, 100%) which was used without further purification.

Step 12. 1-Ethyl-3-[7-(4-methyl-pyridin-2-yl)-5-pyridin-3-yl-benzothiazol-2-yl]-urea. [Example 176]

A stirred mixture of the crude Trifluoro-methanesulfonic acid 2-(3-ethyl-ureido)-7-(4-methyl-pyridin-2-yl)-benzothiazol-5-yl ester (44mg, 0.096mmol), 3-pyridineboronic acid (13mg, 0.106mmol), powdered potassium phosphate tribasic (25mg, 0.115mmol), anhydrous 1,4-dioxane (0.7 ml) and anhydrous methanol (1.2ml) was purged with nitrogen for 15 min. 1,1'-bis(diphenylphosphino)ferrocene palladium (II) chloride complex (12mg, 0.0144mmol) was added and the mixture heated at 80°C for 16 h under an atmosphere of nitrogen. After cooling to ambient temperature, the mixture was filtered through celite and washed through with methanol. The filtrate

was evaporated *in vacuo* to give the crude 1-Ethyl-3-[7-(4-methyl-pyridin-2-yl)-5-pyridin-3-yl-benzothiazol-2-yl]-urea.

LC-MS *m/z* 390[M+H]$^+$ Rt=2.63min.

Scheme 18b

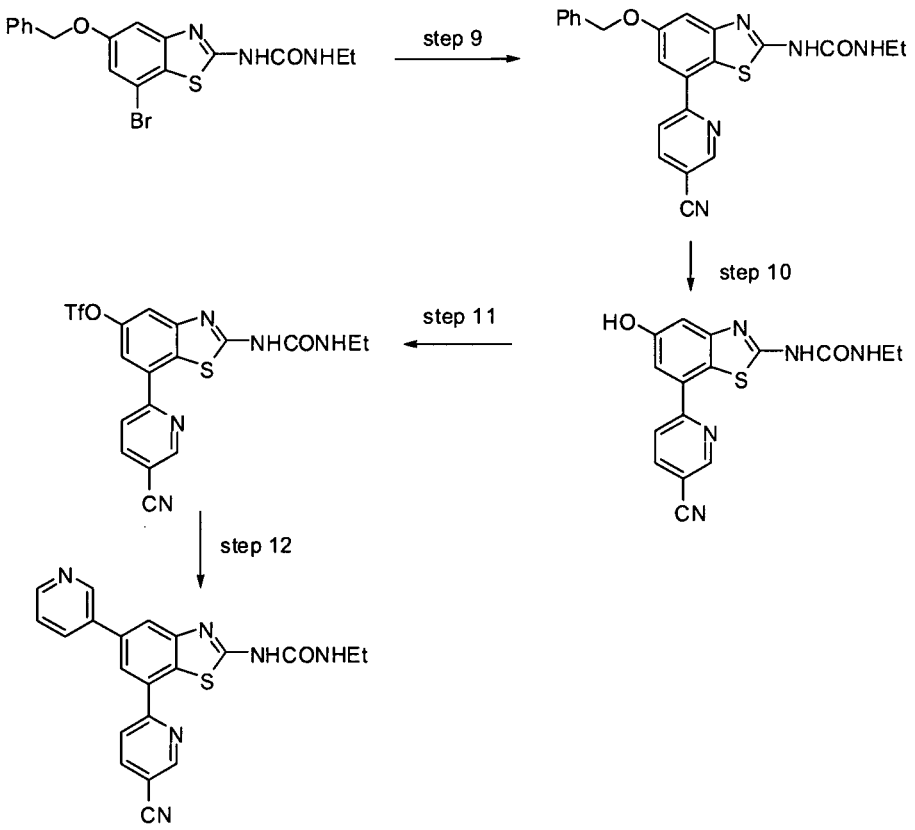

Steps 1 to 8 as scheme 18

Step 9. 1-[5-Benzyloxy-7-(5-cyano-pyridin-2-yl)-benzothiazol-2-yl]-3-ethyl-urea

A mixture of 1-[5-Benzyloxy-7-bromo-benzothiazol-2-yl]-3-ethyl-urea (406mg, 1.0mmol), bis(neopentyl)glycolato diboron (452mg, 2.0mmol) and potassium acetate (294mg, 3.0mmol) in dimethyl sulfoxide (7ml) was purged with nitrogen for 5 minutes. Bis(diphenylphosphino)ferrocene palladium(II)chloride complex (82mg, 0.1mmol) was added, the reaction mixture sealed and heated at 80°c for 16h.

The reaction mixture was cooled to ambient temperature. 2-chloro-4-cyanopyridine (208mg, 1.5mmol) was added followed by aqueous cesium carbonate solution (3.7M, 0.405ml, 1.5mmol). The reaction mixture was purged with nitrogen for 5 minutes, treated with tetrakistriphenylphosphine palladium (0) (115mg, 0.1mmol), sealed and heated at 80°C for 8h. The reaction mixture was cooled to ambient temperature, diluted with ethylacetate (150ml), washed with water (3X20ml) followed by brine (25ml) and dried ($MgSO_4$). The solvent was removed *in vacuo* and the residue

purified by flash silica chromatography eluting with 1:1 ethyl acetate:petrol ether to give 1-[5-Benzyloxy-7-(5-cyano-pyridin-2-yl)-benzothiazol-2-yl]-3-ethyl-urea as a pale yelow solid (140mg, 32%).
LC-MS m/z 430$[M+H]^+$ Rt=3.92min.

Step 10. 1-[7-(5-Cyano-pyridin-2-yl)-5-hydroxy-benzothiazol-2-yl]-3-ethyl-urea.
A stirred solution of 1-[5-Benzyloxy-7-(5-cyano-pyridin-2-yl)-benzothiazol-2-yl]-3-ethyl-urea (110mg, 0.26mmol) in anhydrous dichloromethane (3ml) was treated with methanesulfonic acid (1ml) and kept at ambient temperature for 2h. The organic layer was diluted with ethyl acetate then washed with water (3x30ml), dried ($MgSO_4$) and the solvent removed *in vacuo* to give the crude 1-[7-(5-Cyano-pyridin-2-yl)-5-hydroxy-benzothiazol-2-yl]-3-ethyl-urea (80mg, 90%) as an off-white solid which was used without further purification.
LC-MS *m/z* 340$[M+H]^+$ Rt=2.96min.

Step 11. Trifluoro-methanesulfonic acid 7-(5-cyano-pyridin-2-yl)-2-(3-ethyl-ureido)-benzothiazol-5-yl ester
A stirred suspension of the crude 1-[7-(5-Cyano-pyridin-2-yl)-5-hydroxy-benzothiazol-2-yl]-3-ethyl-urea (80mg, 0.23mmol) in anhydrous dimethylformamide (3ml) was treated with N-phenylbis(trifluoromethanesulfonimide) (99mg, 0.276mmol) and anhydrous triethylamine (32µl, 0.23mmol). After stirring at ambient temperature for 2h, the solution was diluted with ethylacetate (100ml), washed with water (3x30ml), dried ($MgSO_4$) and the solvent removed to give the crude trifluoro-methanesulfonic acid 7-(5-cyano-pyridin-2-yl)-2-(3-ethyl-ureido)-benzothiazol-5-yl ester (108mg, 100%) which was used without further purification.

Step 12. 1-[7-(5-Cyano-pyridin-2-yl)-5-pyridin-3-yl-benzothiazol-2-yl]-3-ethyl-urea [Example 107]
A stirred mixture of the crude trifluoro-methanesulfonic acid 7-(5-cyano-pyridin-2-yl)-2-(3-ethyl-ureido)-benzothiazol-5-yl ester (108mg, 0.23mmol), 3-pyridineboronic acid (56mg, 0.46mmol), aqueous caesium carbonate (0.155ml, 0.57mmol, 3.7M), dimethylformamide (2.4ml) and water (0.4ml) was purged with nitrogen for 15 min. treated with tetrakistriphenylphosphine palladium (0) (27mg, 0.023mmol), sealed and heated at 80°C for 8h. After cooling to ambient temperature, the mixture was filtered through celite and washed through with methanol. The filtrate was evaporated *in vacuo* to give the crude 1-[7-(5-Cyano-pyridin-2-yl)-5-pyridin-3-yl-benzothiazol-2-yl]-3-ethyl-urea as a brown solid.

LC-MS *m/z* 401$[M+H]^+$ Rt=2.61min.

Analytical Methods Used in the Above Syntheses

The typical analytical and preparative methods used are described below:

Standard acidic LC-MS conditions (3cm_mode_formic)

Analytical HPLC Setup

Solvents: - Acetonitrile (Far UV grade) with 0.1% (V/V) formic acid
Water (High purity via Elga UHQ unit) with 0.1% formic acid

Column: - Phenomenex Luna 5µ C18 (2), 30 x 4.6mm.

Flow Rate: - 2ml/min

Gradient: - A: Water / formic B: MeCN/formic

Time	A%	B%
0.00	80	20
2.50	0.00	100
3.50	0.00	100
3.60	80	20
4.50	80	20

UV detection via HP or Waters DAD

Start Range (nm) 210 End Range (nm) 400 Range interval (nm) 4.0

Other wavelength traces are extracted from the DAD data.

MS detection: Either Micromass Platform or ZQ, Both single quadrapole LC-MS instruments.

Flow splitter gives approximately 300µl/min to mass spec

Scan range for MS Data (m/z)

Start (m/z) 100

End (m/z) 650 or 1000 when required

With +ve / -ve switching

Ionisation is either electrospray or APCI dependent on compound types (the ZQ has an ESCI option which can give both ESI and APCI data from a single run).

Typical ESI voltages and temperatures are:

Source 120-150C 3.5KV capillary 25V cone

Typical APCI voltages and temperatures are:

Source 140-160C 17uA corona 25V cone Desolvation (Platform) 350C

HPLC Purification conditions.

Trilution Standard Conditions – (Samples with analytical Ret Time 0 to 2 min, Acidic)

Preparative HPLC Setup 1

Solvents: - Acetonitrile with 0.1% Formic Acid (Far UV grade)

Water with 0.1% Formic Acid

Column: - Waters Sunfire C18 , 100 x 19 mm. (Plus guard cartridge)

Flow Rate: - 10ml/min

Gradient: - A: Water / Formic B: MeCN / Formic

Time	A%	B%
0.00	95	5
10	80	20
22	0	100
25	0	100
26	95	5
33	95	5

Typical Injections 100-600ul (10-50mg/ml)

UV detection via Gilson Dual Wavelength Detector

Collection and 'observation' wavelengths selected from the LC-MS DAD results.

Trilution Standard Conditions – (Samples with analytical Ret Time 2 to 3 min, Acidic)

Preparative HPLC Setup 2

Solvents: - Acetonitrile with 0.1% Formic Acid (Far UV grade)

Water with 0.1% Formic Acid

Column: - Waters Sunfire C18, 100 x 19 mm. (Plus guard cartridge)

Flow Rate: - 10ml/min

Gradient: - A: Water / Formic B: MeCN / Formic

Time	A%	B%
0.00	95	5
6	90	10
18	0	100
23	0	100
23.5	95	5
30	95	5

Typical Injections 100-600ul (10-50mg/ml) in compatible solvent

UV detection via Gilson Dual Wavelength Detector

Collection and 'observation' wavelengths selected from the LC-MS DAD results.

NMR.

1H NMR spectra were recorded on a 400MHz NMR machine.

Table 1. Structures of the examples described herein

Example number	Structure	Example number	Structure	Example number	Structure
1	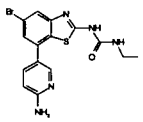	61	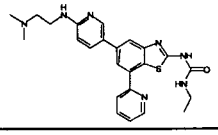	121	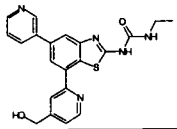
2	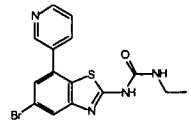	62	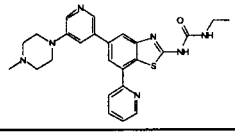	122	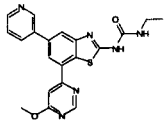
3	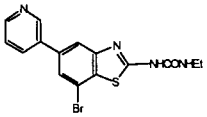	63	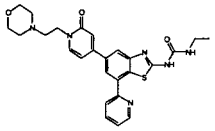	123	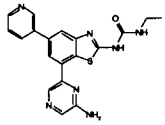
4	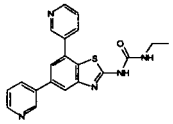	64	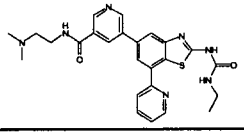	124	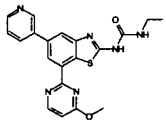
5	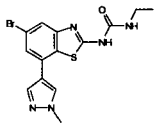	65	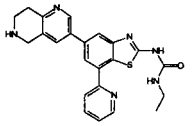	125	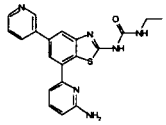
6	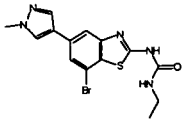	66	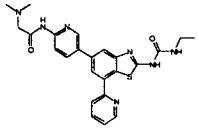	126	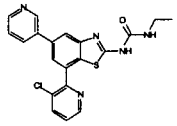
7	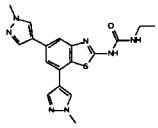	67	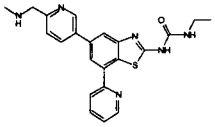	127	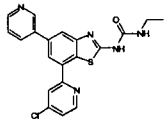
8	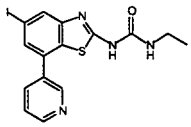	68	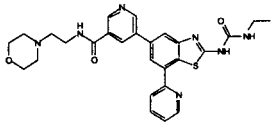	128	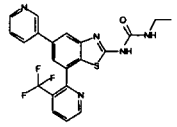
9	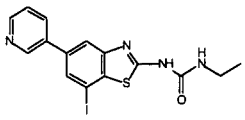	69	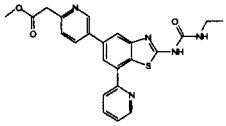	129	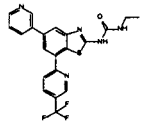
10	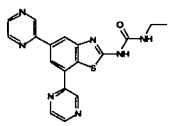	70	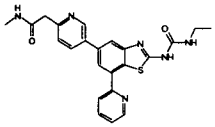	130	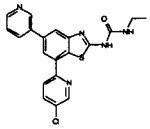

11	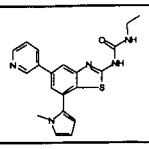	71	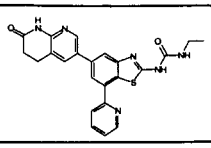	131	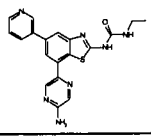
12	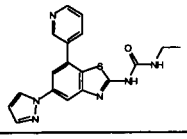	72	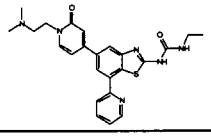	132	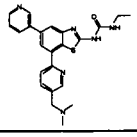
13	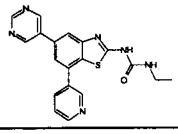	73	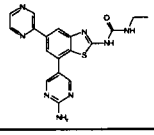	133	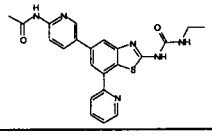
14	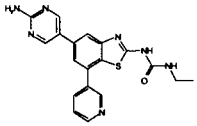	74	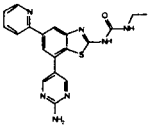	134	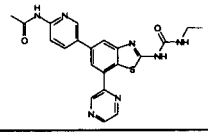
15	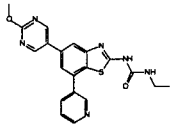	75	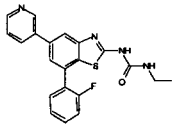	135	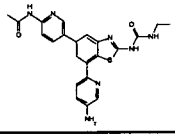
16	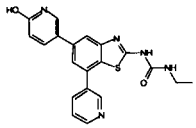	76	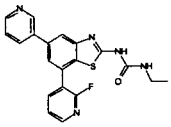	136	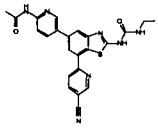
17	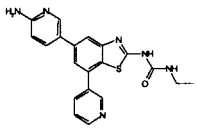	77	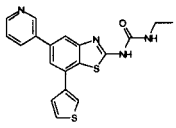	137	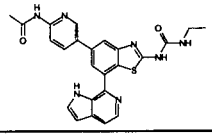
18	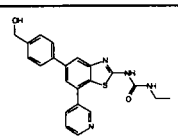	78	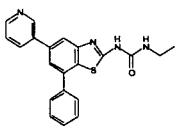	138	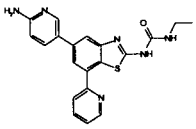
19	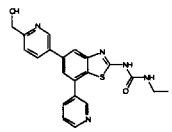	79	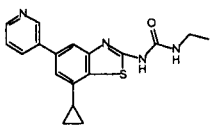	139	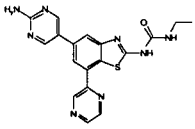
20	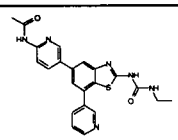	80	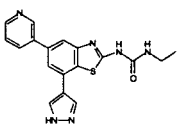	140	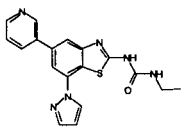

21	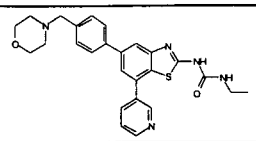	81	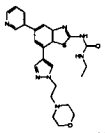	141	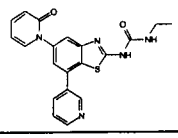
22	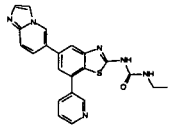	82	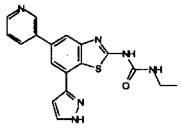	142	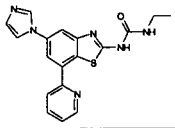
23	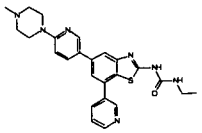	83	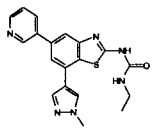	143	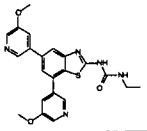
24	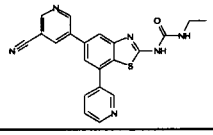	84	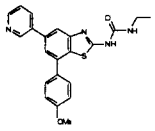	144	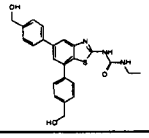
25	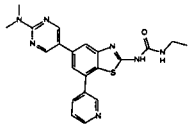	85	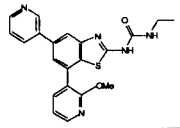	145	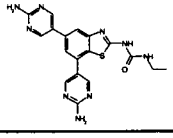
26	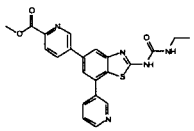	86	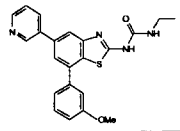	146	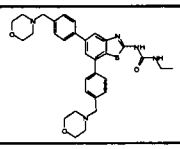
27	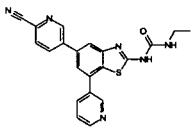	87	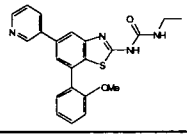	147	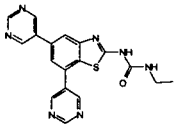
28	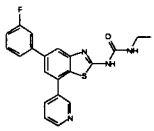	88	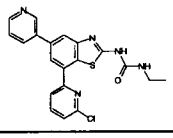	148	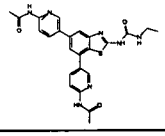
29	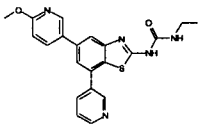	89	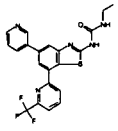	149	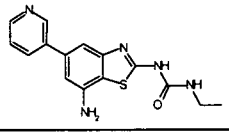
30	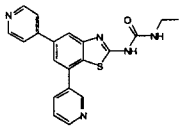	90	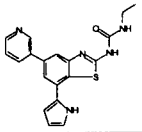	150	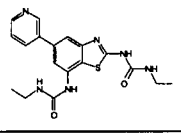

30	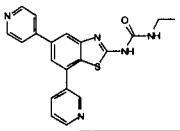	90	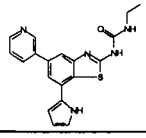	150	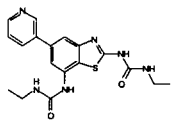
31	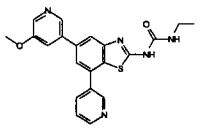	91	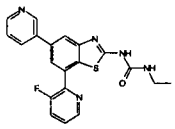	151	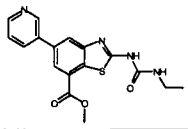
32	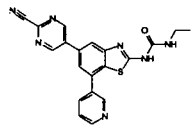	92	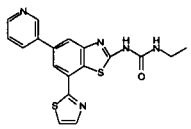	152	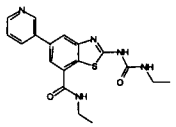
33	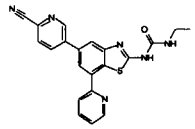	93	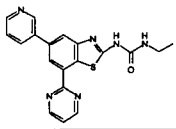	153	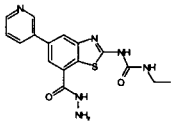
34	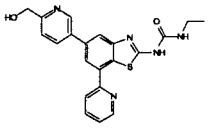	94	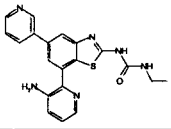	154	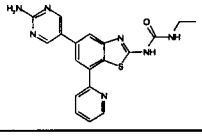
35	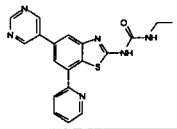	95	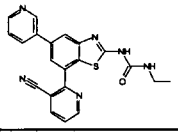	155	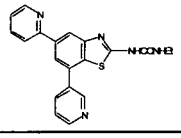
36	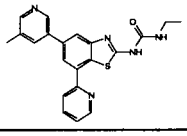	96	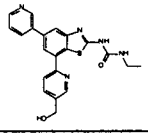	156	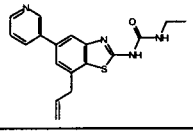
37	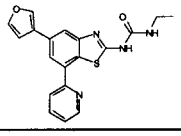	97	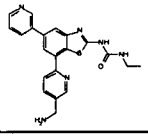	157	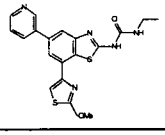
38	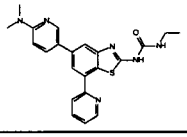	98	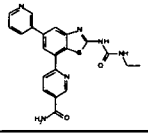	158	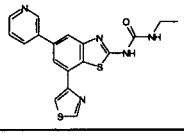
39	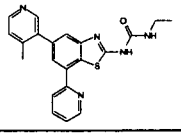	99	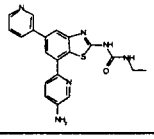	159	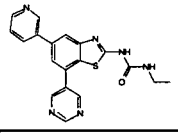
40	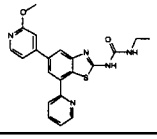	100	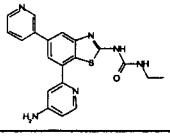	160	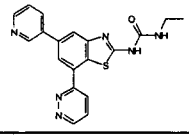

41	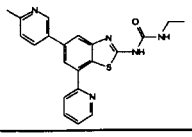	101	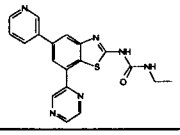	161	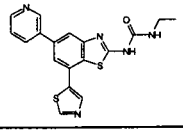
42	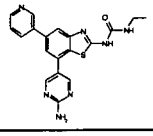	102	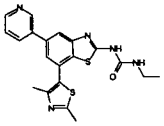	162	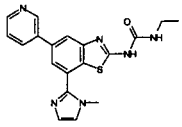
43	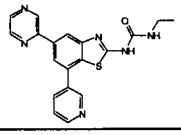	103	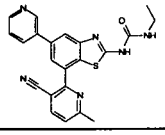	163	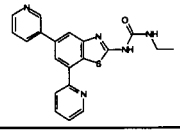
44	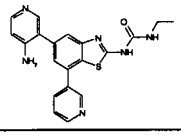	104	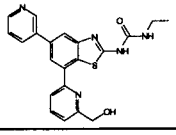	164	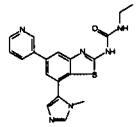
45	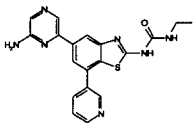	105	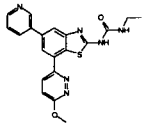	165	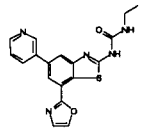
46	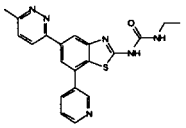	106	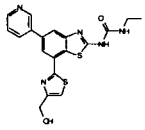	166	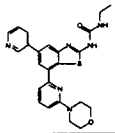
47	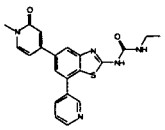	107	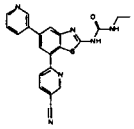	167	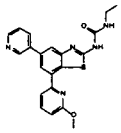
48	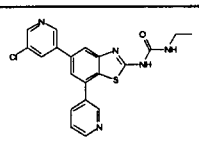	108	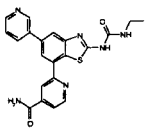	168	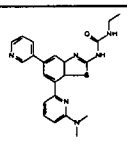
49	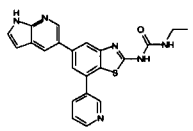	109	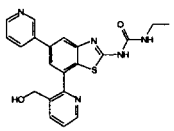	169	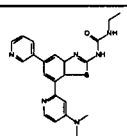
50	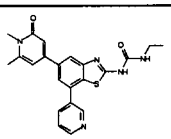	110	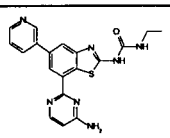	170	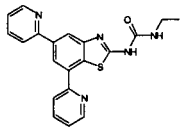

51	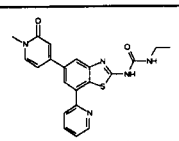	111	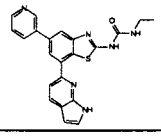	171	no example 171
52	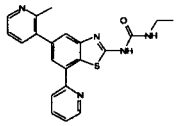	112	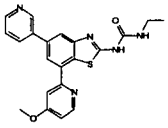	172	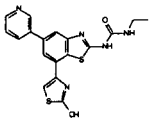
53	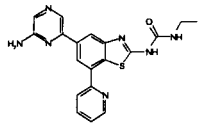	113	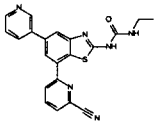	173	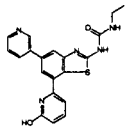
54	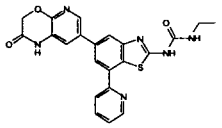	114	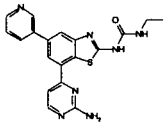	174	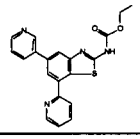
55	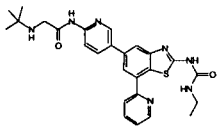	115	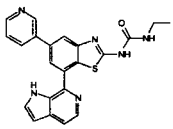	175	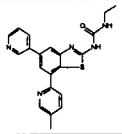
56	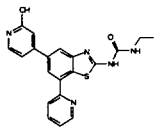	116	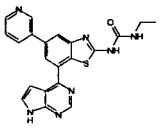	176	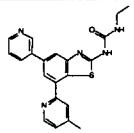
57	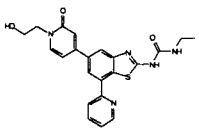	117	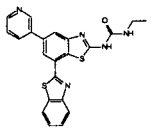	177	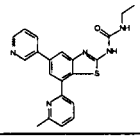
58	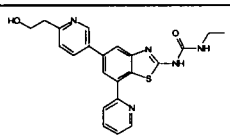	118	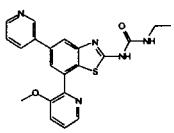	178	no example 178
59	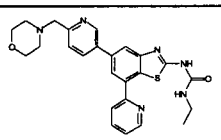	119	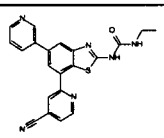	179	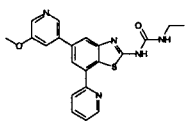
60	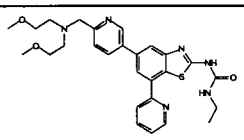	120	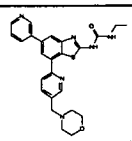		

Biological Data

Minimum Inhibitory Concentration (MIC) Testing

Compounds of this invention were tested for antimicrobial activity by susceptibility testing in liquid or on solid media. MICs for compounds against each strain were determined by the broth microdilution or agar dilution method according to the guidelines of the Clinical Laboratories and Standards Institute, formerly the National Committee for Clinical Laboratory Standards (Clinical Laboratories and Standards

Institute. *Methods for Dilution Antimicrobial Susceptibility Tests for Bacteria That Grow Aerobically; Approved Standard–Seventh Edition.* Document M7-A7. CLSI, Wayne, Pa, 2006; Clinical Laboratories and Standards Institute. *Methods for Antimicrobial Susceptibility Testing of Anaerobic Bacteria; Approved Standard–Sixth Edition.* Document M11-A6. CLSI, Wayne, Pa, 2004). MICs against *Chlamydia trachomatis* and *Chlamydophila pneumoniae* were measured using the microtitre tissue culture incorporation technique with demonstration of inclusions by immunofluorescence straining.

Compounds of the current invention were found to have antimicrobial activity in the MIC assays described above.

Gyrase ATPase Assay

Gyrase converts ATP into ADP and inorganic phosphate. The released phosphate can be detected by the addition of malachite green solution and measured by monitoring the increase in absorbance at 600nm.

The ATPase assay is carried out in a buffer containing 4.8 µg/ml Gyrase enzyme (A_2B_2 complex from *Escherichia coli*), 0.08 µg/ml ssDNA, 35 mM Tris pH 7.5, 24 mM KCl, 2 mM $MgCl_2$, 6.5% Glycerol, 2 mM DTT, 1.8 mM Spermidine, 0.5 mg/ml BSA, and 5% DMSO solution containing the inhibitor. The reaction is started by adding ATP to a final concentration of 1mM and allowed to incubate at 30°C for 60 minutes. The reaction is stopped by adding 200 µl of malachite green solution (0.034% malachite green, 10 mM ammonium molybdate, 1 M HCl, 3.4% ethanol, 0.01% tween 20). Colour is allowed to develop for 5 minutes and the absorbance at 600 nm is measured spectrophotometrically. The IC_{50} values are determined from the absorbance readings using no compound and no enzyme controls.

All Example compounds above of the current invention were found to inhibit the gyrase ATPase assay described above, with 50% inhibitory concentrations (IC_{50}) of less than 0.75 micro molar.

All of the Examples inhibited the growth of bacteria. Table 2 shows the MIC value for each Example against *Enterococcus faecalis* ATCC 29212 in the MIC Assay described above. Examples with activity "C" demonstrate MICs of 2-16 µg/ml. Examples with activity "B" demonstrate MICs of 0.25-1 µg/ml. Examples with activity "A" demonstrate MICs of <0.25 µg/ml.

Table 2. MICs against *Enterococcus faecalis*

Example number	Activity	Example number	Activity	Example number	Activity	Example number	Activity
1	C	46	C	91	A	136	A
2	C	47	B	92	A	137	B
3	B	48	B	93	B	138	A
4	B	49	B	94	C	139	A
5	C	50	B	95	A	140	B
6	B	51	A	96	A	141	C
7	B	52	B	97	B	142	A
8	C	53	A	98	B	143	B
9	B	54	B	99	A	144	B
10	A	55	B	100	A	145	C
11	B	56	B	101	A	146	C
12	C	57	B	102	B	147	C
13	B	58	A	103	A	148	B
14	B	59	A	104	A	149	C
15	B	60	B	105	B	150	C
16	C	61	B	106	B	151	B
17	B	62	B	107	A	152	C
18	C	63	B	108	B	153	C
19	B	64	C	109	C	154	A
20	B	65	B	110	A	155	C
21	C	66	B	111	A	156	B
22	B	67	B	112	A	157	B
23	C	68	B	113	A	158	B
24	B	69	A	114	A	159	B
25	B	70	A	115	A	160	C
26	B	71	A	116	A	161	A
27	A	72	B	117	A	162	C
28	B	73	C	118	A	163	A
29	B	74	C	119	A	164	C
30	B	75	B	120	B	165	B
31	B	76	B	121	A	166	B
32	C	77	B	122	A	167	A
33	A	78	B	123	A	168	B
34	A	79	B	124	A	169	B
35	A	80	B	125	A	170	B
36	A	81	C	126	A	No 171	
37	B	82	B	127	A	172	C
38	B	83	B	128	B	173	C
39	B	84	B	129	B	174	A
40	B	85	B	130	A	175	A
41	A	86	B	131	A	176	A
42	B	87	B	132	C	177	A
43	B	88	A	133	A	No 178	
44	C	89	A	134	A	179	A
45	B	90	B	135	B		

Some of the Example compounds were also tested for activity against other bacterial species. For example, Table 3 shows the MICs of Example 163 against various bacterial species. Activity "C" demonstrates an MIC of 2-16 μg/ml. Activity "B" demonstrates an MIC of 0.25-1 μg/ml. Activity "A" demonstrates an MIC of <0.25 μg/ml.

Table 3. MICs against various bacteria

Species	Isolate ID	Activity
Bacteroides fragilis	ATCC 25285	C
Chlamydia trachomatis	T71214	B
Chlamydophila pneumoniae	IOL207	A
Clostridium difficile	NQS 84	B
Clostridium perfringens	IV306001	B
Enterococcus faecalis (VRE)	ATCC 51299	A
Enterococcus faecium (VRE)	ATCC 700221	A
Enterococcus faecium (VSE)	ATCC 19434	B
Escherichia coli	N43	C
Haemophilus influenzae	ATCC 49247	C
Helicobacter pylori	DJF 11	A
Lactococcus lactis	ATCC 11454	A
Legionella pneumophila	LP NCTC 11192	B
Listeria monocytogenes	ATCC 19115	A
Moraxella catarrhalis	ATCC 25240	A
Mycoplasma hominis	MH NCTC 10111	B
Mycoplasma hominis	MH 10	B
Mycoplasma pneumoniae	MP 9	B
Mycoplasma pneumoniae	MP NCTC 10119	B
Neisseria gonorrhoeae	NG ATCC 49226	B
Propionibacterium acnes	ATCC 11821	A
Staphylococcus aureus	ATCC 29213	B
Staphylococcus aureus	VRS1	A
Staphylococcus aureus	VRS2	A
Staphylococcus aureus	VRS3	A
Staphylococcus epidermidis	ATCC 12228	A
Staphylococcus haemolyticus	ATCC 29970	A
Streptococcus mutans	ATCC 35668	A
Streptococcus pneumoniae	ATCC 700671	A
Streptococcus pneumoniae	SP 051430	A
Streptococcus pneumoniae (FQR)	SP 26054	A
Streptococcus pneumoniae (FQR)	SP 25058	A
Streptococcus pneumoniae (MacR)	SP 051431	A
Streptococcus pyogenes	ATCC 51339	B

Some of the Example compounds were also tested for activity in a mouse *Staphylococcus aureus* septicaemia model of infection. For example, Table 4 shows

the survival at day 7 of infected mice treated as indicated with one or two intraperitoneal doses of each of the compounds of Examples 4, 91 and 163 at 1 hour or 1 and 6 hours after intraperitoneal inoculation with a lethal dose of *Staphylococcus aureus*.

Table 4. Murine Survival

Example	Dose	Percent survival
Vehicle control	n/a	0
Example 4	2 x 100 mg/kg	100
Example 163	2 x 30 mg/kg	100
Example 91	2 x 30 mg/kg	100
Example 163	1 x 30 mg/kg	100
Example 163	1 x 10 mg/kg	60

Claims:

1. The use of a compound of formula (I), or a salt, hydrate, solvate or N-oxide thereof, in the preparation of an antibacterial composition:

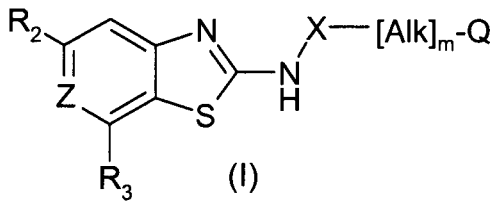

(I)

wherein:

m is 0 or 1;

Q is hydrogen or cyclopropyl;

Alk is an optionally substituted, divalent C_1-C_6 alkylene, alkenylene or alkynylene radical which may contain an ether (-O-), thioether (-S-) or amino (-NR)- link, wherein **R** is hydrogen, -CN or C_1-C_3 alkyl;

X is -C(=O)NR_6-, -S(O)NR_6-, -C(=O)O- or -S(=O)O- wherein $\mathbf{R_6}$ is hydrogen, optionally substituted C_1-C_6 alkyl, C_2-C_6 alkenyl, C_2-C_6 alkynyl, -Cyc, or –(C_1-C_3 alkyl)-Cyc wherein Cyc is optionally substituted monocyclic carbocyclic or heterocyclic having 3-7 ring atoms;

Z is N or CH, or CF;

$\mathbf{R_2}$ is a group Q^1-$[Alk^1]_q$-Q^2 -, wherein

q is 0 or 1;

$\mathbf{Alk^1}$ is an optionally substituted, divalent, straight chain or branched C_1-C_6 alkylene, or C_2-C_6 alkenylene or C_2-C_6 alkynylene radical which may contain or terminate in an ether (-O-), thioether (-S-) or amino (-NR)- link;

$\mathbf{Q^2}$ is an optionally substituted divalent monocyclic carbocyclic or heterocyclic radical having 5 or 6 ring atoms or an optionally substituted divalent bicyclic carbocyclic or heterocyclic radical having 9 or 10 ring atoms;

$\mathbf{Q^1}$ is hydrogen, an optional substituent, or an optionally substituted carbocyclic or heterocyclic radical having 3-7 ring atoms;

R_3 is a group Q^4-[Alk^2]$_p$-[Q^3]$_q$- other than hydrogen wherein

p and **q** are independently 0 or 1;

Alk^2 is optionally substituted divalent C_1-C_6 alkylene or C_2-C_6 alkenylene or C_2-C_6 alkynylene radical;

Q^3 is an optionally substituted divalent monocyclic carbocyclic or heterocyclic radical having 5 or 6 ring atoms or an optionally substituted divalent bicyclic carbocyclic or heterocyclic radical having 9 or 10 ring atoms;

Q^4 is hydrogen, an optional substituent, or optionally substituted carbocyclic or heterocyclic ring having 3-7 ring atoms.

2. The use as claimed in claim 1 wherein, in the said compound, Z is CH.

3. The use as claimed in claim 1 or claim 2 wherein, in the said compound, m is 1 and Q is hydrogen.

4. The use as claimed in any of the preceding claims wherein, in the said compound, X is –C(O)NH-.

5. The use as claimed in claim 1 or claim 2 wherein, in the said compound, m is 1, Q is hydrogen, Alk is $–CH_2CH_2$-, and X is –C(O)NH-.

6. The use as claimed in any of the preceding claims wherein, in the substituent R_2 of the said compound, Q^2 is an optionally substituted pyridine, pyrimidine, pyrazine or pyridine-2-one ring.

7. The use as claimed in any of claims 1 to 5 wherein, in the substituent R_2 of the said compound, Q^2 is an optionally substituted pyridine-3-yl ring, an optionally substituted pyrimidine-5-yl ring, an optionally substituted pyrazine-2-yl ring or an optionally substituted pyridine-2-one-4-yl ring.

8. The use as claimed in any of the preceding claims wherein, in the substituent R_2 of the said compound, optional substituents in Q^2 are selected from CH_3-, CH_3O-, -CN, and $-NH_2$.

9. The use as claimed in any of the preceding claims wherein, in the substituent R_2 of the said compound, Alk^1 is present and is an optionally substituted divalent C_1-C_3 alkylene radical

10. The use as claimed in any of claims 1 to 8 wherein, in the substituent R_2 of the said compound, Alk^1 is present and is an optionally substituted divalent C_1-C_3 alkylene radical which includes an –NH- link, or optionally terminates in an -NH- link to Q^2.

11. The use as claimed in claim 10 wherein Alk^1 is a divalent C_2-C_3 alkylene radical which terminates in an -NH- link to Q^2, and which is oxo-substituted on the C atom adjacent that –NH- link, whereby Alk^1 has the formula $–(CH_2)_{0-2}C(=O)NH-$.

12. The use as claimed in claim 10 wherein Alk^1 has the formula $–(CH_2)_{1-2}NHC(=O)-$, with the (C=O) being linked to Q^2.

13. The use as claimed in any of claims 9 to 12 wherein, in the substituent R_2 of the said compound, Q^1 is a primary, secondary or cyclic amino group.

14. The use as claimed in any of claims 9 to 12 wherein, in the substituent R_2 of the said compound, Q^1 is a group of formula $-NR^AR^B$, wherein R^A and R^B are independently hydrogen or a $(C_1$-$C_6)$alkyl, hydroxy$(C_1$-$C_6)$alkyl, or $(C_1$-$C_3)$alkoxy$(C_1$-$C_3)$alkyl group.

15. The use as claimed in any of claims 9 to 12 wherein, in the substituent R_2 of the said compound, Q^1 is a group of formula $-NR^AR^B$, wherein R^A and R^B taken together with that nitrogen form a cyclic amino ring.

16. The use as claimed in claim 15 wherein the cyclic amino ring is a morpholinyl, piperidinyl, or piperazinyl ring.

17. The use as claimed any of claims 1 to 5 wherein the substituent R_2 of the said compound is selected from the following radicals:

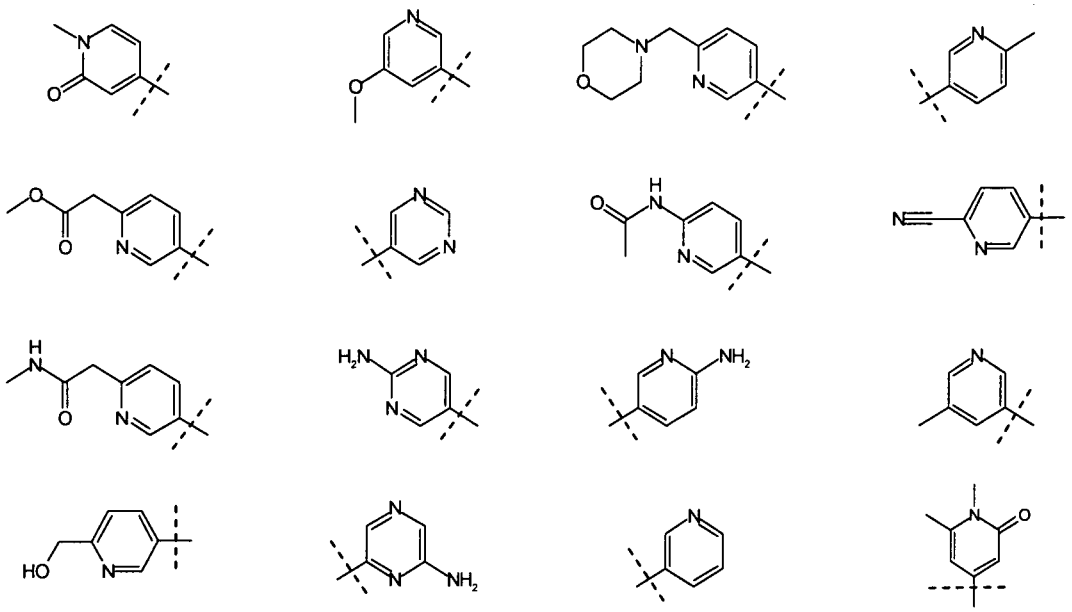

18. The use as claimed in any of the preceding claims wherein, in the substituent R_3 of the said compound, q is 1.

19. The use as claimed in claim 18 wherein, in the substituent R_3 of the said compound, p is 1.

20. The use as claimed in claim 19 wherein, in the substituent R_3 of the said compound, Alk^2 is an optionally substituted divalent C_1-C_3 alkylene radical.

21. The use as claimed in claim 18 wherein, in the substituent R_3 of the said compound, Q^4 is hydrogen and p is 0.

22. The use as claimed in any of claims 18 to 21 wherein, in the substituent R_3 of the said compound, Q^3 is an optionally substituted pyridine ring, an optionally substituted pyrimidine ring or an optionally substituted pyrazine ring.

23. The use as claimed in any of claims 18 to 21 wherein, in the substituent R_3 of the said compound, Q^3 is an optionally substituted pyridine-2-yl ring, an optionally substituted pyrimidine-2-yl ring or an optionally substituted pyrazine-2-yl ring.

24. The use as claimed in any of the preceding claims wherein, in the substituent R_3 of the said compound, optional substituents in Q^3 are selected from CH_3O-, -NH_2, -CN, Cl, CH_3-, and -CF_3

25. The use as claimed in any of claims 1 to 17 wherein, in the substituent R_3 of the said compound, p and q are 0 and Q^4 is selected from halo, -$CONHR^A$, -$NHCONHR^B$, wherein R^A and R^B are hydrogen or a (C_1-C_6)alkyl, hydroxy(C_1-C_6)alkyl, or (C_1-C_3)alkoxy(C_1-C_3)alkyl group.

26. The use as claimed any of claims 1 to 17 wherein the substituent R_3 of the said compound is selected from the following radicals:

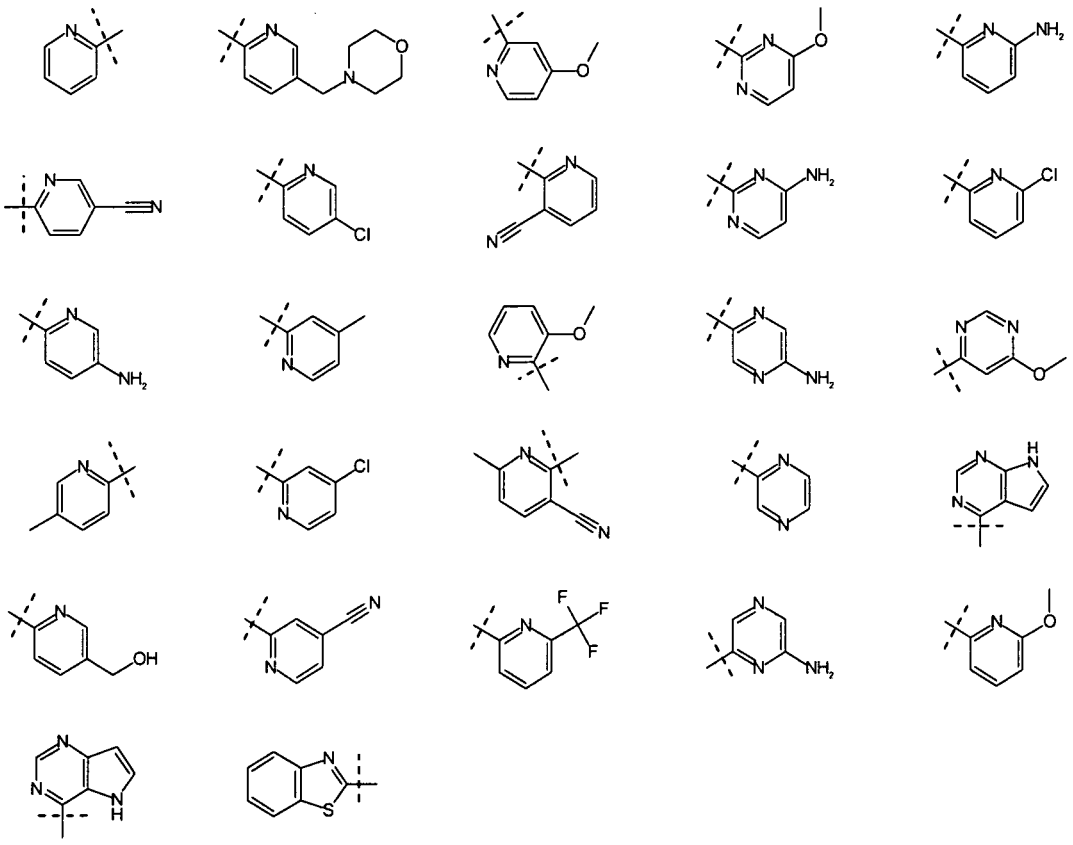

27. A method of treating or preventing bacterial contamination of a substrate comprising applying to the site of such contamination or potential contamination an amount of a compound (I) as defined in any of claims 1 to 26, sufficient to inhibit bacterial growth

28. A method of treatment of a subject suffering a bacterial infection, or preventing bacterial infection in a subject, comprising administering to said subject an antibacterially effective amount of a compound as defined in any of claims 1 to 26.

29. A compound of formula (I) as defined in claim 1, or a salt, hydrate, solvate or N-oxide thereof, wherein, in the substituent R_3, q is 1.

30. A compound as claimed in claim 29 wherein Z is CH.

31. A compound as claimed in claim 29 or claim 30 wherein m is 1 and Q is hydrogen.

32. A compound as claimed in any of claims 29 to 31 wherein X is –C(O)NH-.

33. A compound as claimed in claim 29 or claim 30 wherein m is 1, Q is hydrogen, Alk is $-CH_2CH_2-$, and X is –C(O)NH-.

34. A compound as claimed in any of claims 29 to 33 wherein Q^2 is an optionally substituted pyridine, pyrimidine, or pyrazine ring or an optionally substituted pyridine-2-one ring.

35. A compound as claimed in any of claims 29 to 33 wherein Q^2 is an optionally substituted pyridine-3-yl ring, an optionally substituted pyrimidine-5-yl ring, an optionally substituted pyrazine-2-yl ring or an optionally substituted pyridine-2-one-4-yl ring.

36. A compound as claimed in any of claims 29 to 35 wherein optional substituents in Q^2 are selected from CH_3-, CH_3O-, -CN, and $-NH_2$.

37. A compound as claimed in any of claims 29 to 36 wherein Alk^1 is present and is an optionally substituted divalent C_1-C_3 alkylene radical

38. A compound as claimed in any of claims 29 to 34 wherein Alk^1 is present and is an optionally substituted divalent C_1-C_3 alkylene radical which includes an –NH- link, or optionally terminates in an -NH- link to Q^2.

39. A compound as claimed in claim 38 wherein Alk^1 is a divalent C_2-C_3 alkylene radical which terminates in an -NH- link to Q^2, and which is oxo-substituted on the C atom adjacent that –NH- link, whereby Alk^1 has the formula $–(CH_2)_{0-2}C(=O)NH-$.

40. A compound as claimed in claim 38 wherein Alk^1 has the formula $–(CH_2)_{1-2}NHC(=O)-$, with the (C=O) being linked to Q^2.

41. A compound as claimed in any of claims 37 to 39 wherein, in the substituent R_2 of the said compound, Q^1 is a primary, secondary or cyclic amino group.

42. A compound as claimed in any of claims 37 to 40 wherein Q^1 is a group of formula $-NR^AR^B$, wherein R^A and R^B are independently hydrogen or a $(C_1$-$C_6)$alkyl, hydroxy$(C_1$-$C_6)$alkyl, or $(C_1$-$C_3)$alkoxy$(C_1$-$C_3)$alkyl group.

43. A compound as claimed in any of claims 37 to 40 wherein Q^1 is a group of formula $-NR^AR^B$, wherein R^A and R^B taken together with that nitrogen form a cyclic amino ring.

44. A compound as claimed in claim 43 wherein the cyclic amino ring is a morpholinyl, piperidinyl, or piperazinyl ring.

45. A compound as claimed in any of claims 29 to 33 wherein R_2 is selected from the following radicals:

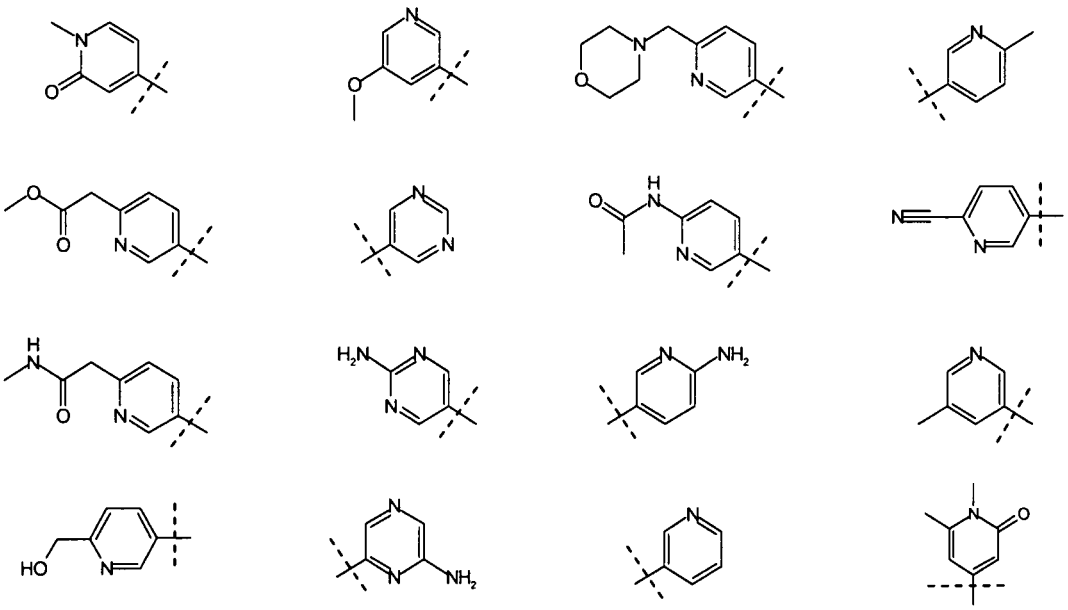

46. A compound as claimed in any of claims 29 to 45 wherein p is 1.

47. A compound as claimed in claim 46 wherein Alk^2 is an optionally substituted divalent C_1-C_3 alkylene radical.

48. A compound as claimed in any of claims 29 to 45 wherein Q^4 is hydrogen and p is 0.

49. A compound as claimed in any of claims 46 to 48 wherein Q^3 is an optionally substituted pyridine ring, an optionally substituted pyrimidine ring or an optionally substituted pyrazine ring.

50. A compound as claimed in any of claims 46 to 48 wherein Q^3 is an optionally substituted pyridine-2-yl ring, an optionally substituted pyrimidine-2-yl ring or an optionally substituted pyrazine-2-yl ring.

51. A compound as claimed in any of claims 29 to 50 wherein optional substituents in Q^3 are selected from CH_3O-, -NH_2, -CN, Cl, CH_3-, and -CF_3.

52. A compound as claimed in any of claims 29 to 45 wherein R_3 is selected from the following radicals:

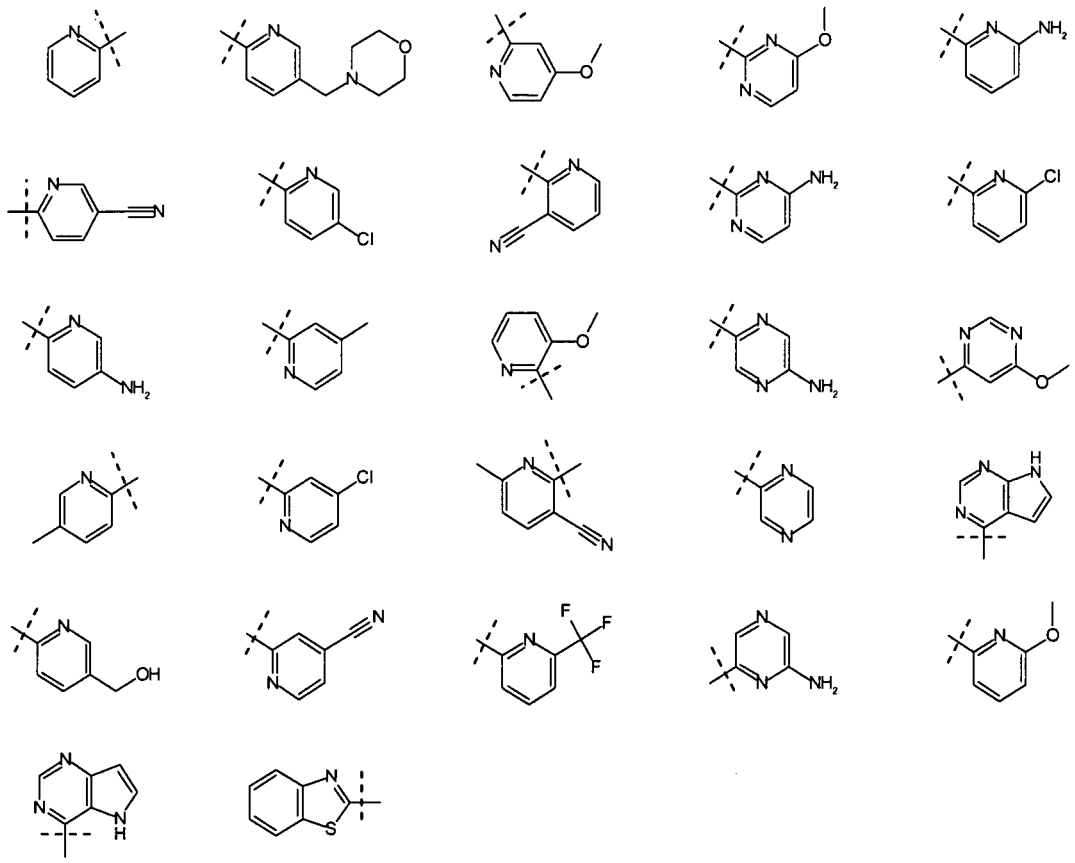

53. A compound as claimed in claim 29 or claim 30 wherein m is 1, Q is hydrogen, Alk is $-CH_2CH_2-$, X is $-C(O)NH-$. R_2 is a radical selected from those specified in claim 45 and R_3 is a radical selected from those specified in claim 52.

54. A pharmaceutical composition comprising a compound as claimed in any of claims 29 to 53, together with a pharmaceutically acceptable carrier.