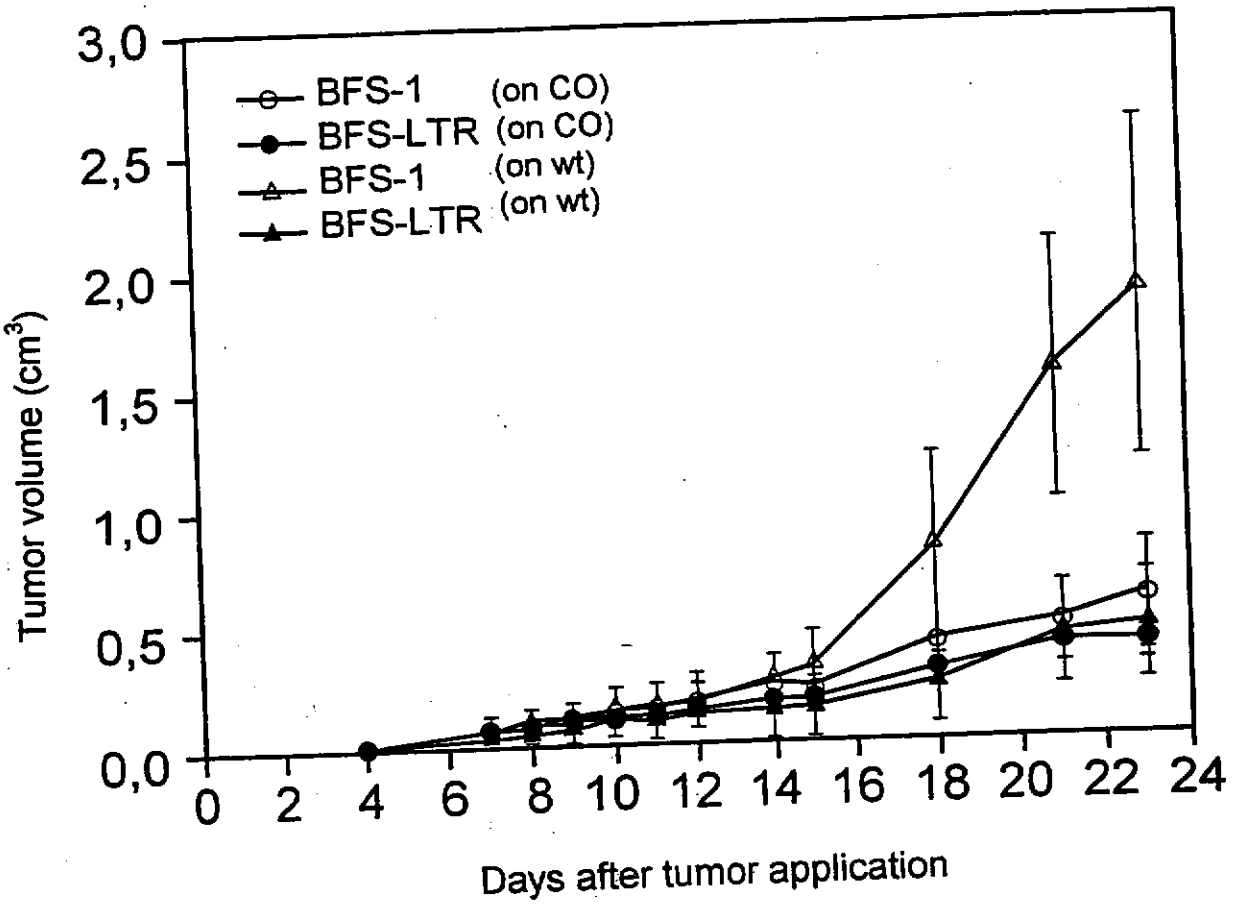
3,0
2,5
2,0
1,5
1,0
0,5
0,0
Tumor volume (cm3)
BFS-1 (on CO)
BFS-LTR (on CO)
BFS-1 (on wt)
BFS-LTR (on wt)
0 2 4 6 8 10 12 14 16 18 20 22 24
Days after tumor application

Fig. 2



BFS-1-p55TNFR-Ig:Fc



BFS-1-LTβR-Ig:Fc

day 2; x 1.25

g. 3



BFS-1-p55TNFR-Ig:Fc



BFS-1-LTβR-Ig:Fc

day 9; x 1.25