FIG. 1A

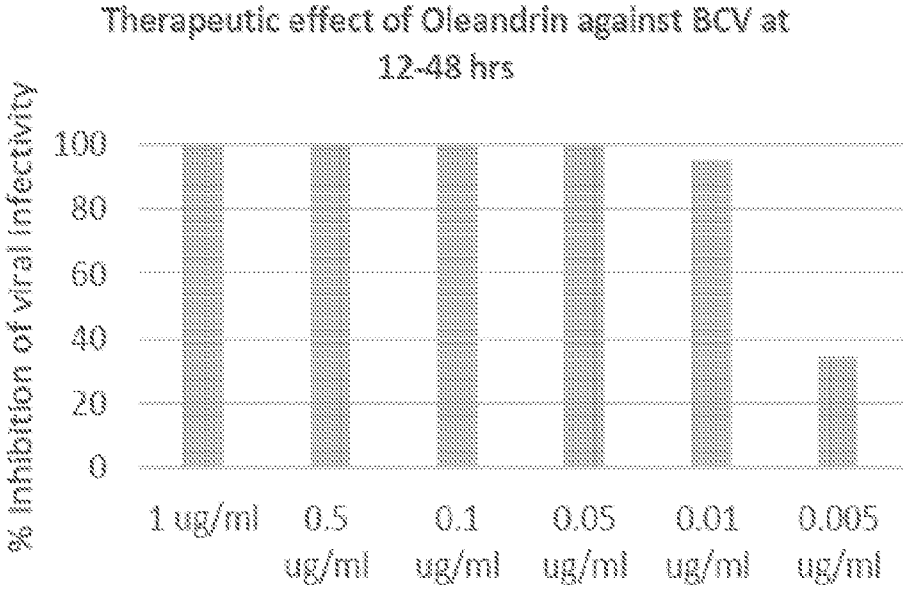
Therapeutic effect of Oleandrin against BCV at 12-48 hrs
% Inhibition of viral infectivity
100
80
60
40
20
0
1 ug/ml
0.5 ug/ml
0.1 ug/ml
0.05 ug/ml
0.01 ug/ml
0.005 ug/ml

FIG. 1B

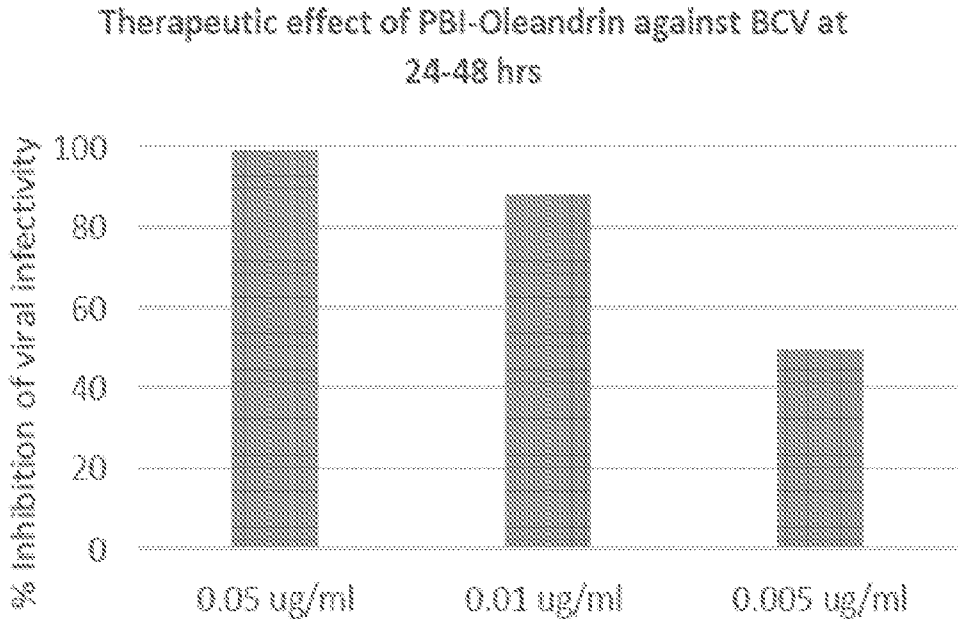
Therapeutic effect of PBI-Oleandrin against BCV at 24-48 hrs
% Inhibition of viral infectivity
100
80
60
40
20
0
0.05 ug/ml
0.01 ug/ml
0.005 ug/ml

FIG. 2A

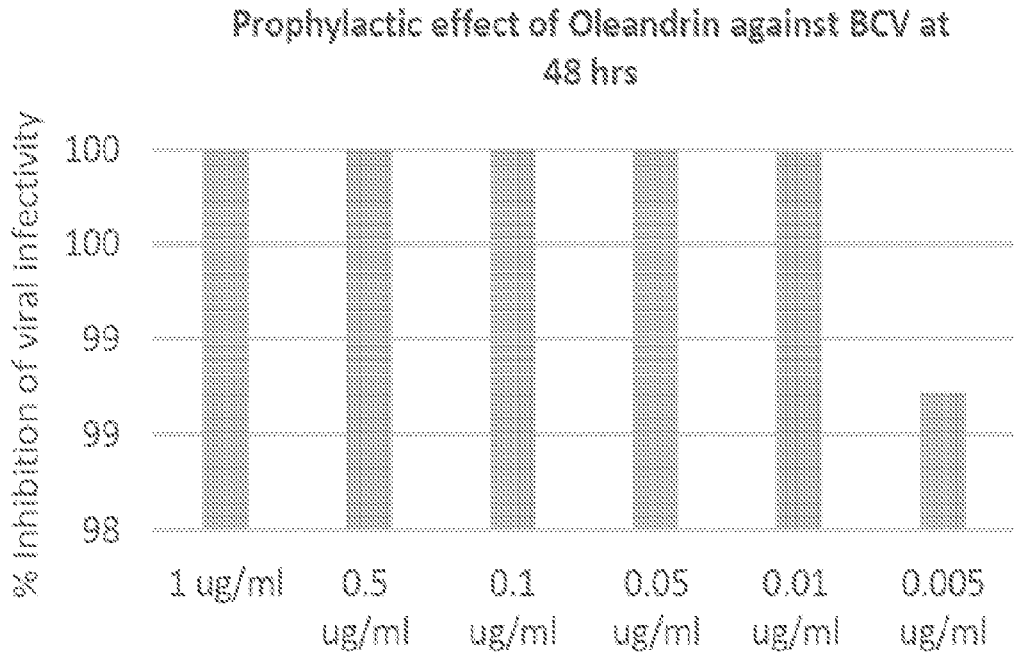
Prophylactic effect of Oleandrin against BCV at 48 hrs
% Inhibition of viral infectivity
100
100
99
99
98
1 ug/ml
0.5 ug/ml
0.1 ug/ml
0.05 ug/ml
0.01 ug/ml
0.005 ug/ml

FIG. 2B

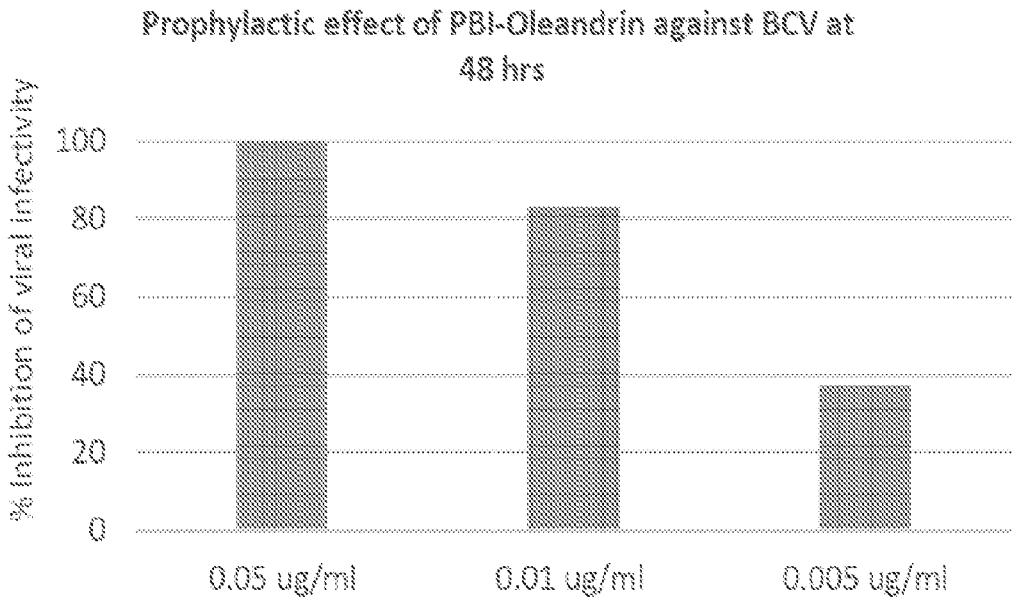
Prophylactic effect of PBI-Oleandrin against BCV at 48 hrs
% Inhibition of viral infectivity
100
80
60
40
20
0
0.05 ug/ml
0.01 ug/ml
0.005 ug/ml

FIG. 3A

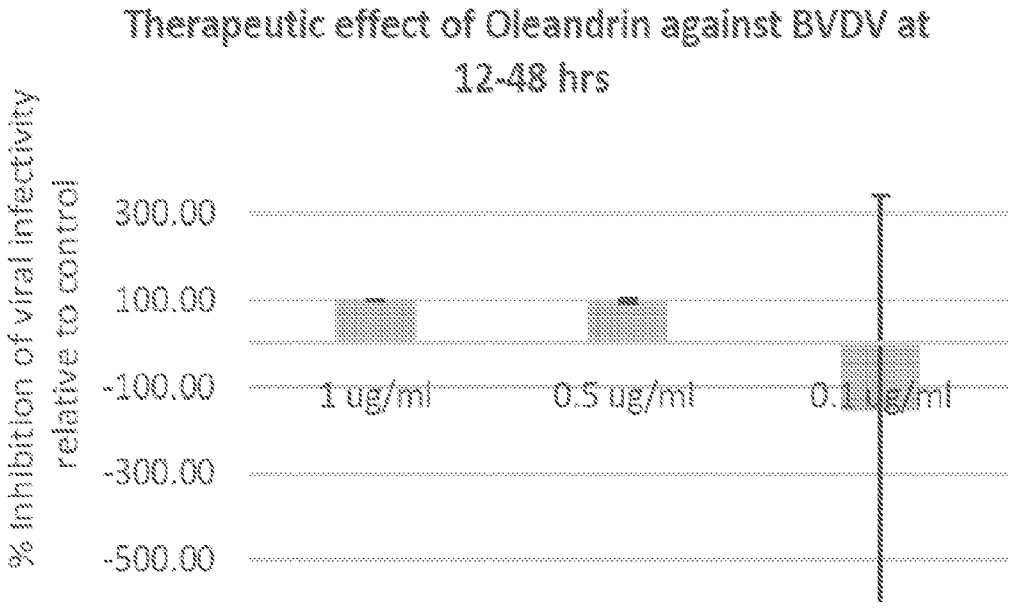
Therapeutic effect of Oleandrin against BVDV at 12-48 hrs
% Inhibition of viral infectivity relative to control
300.00
100.00
-100.00
-300.00
-500.00
1 ug/ml
0.5 ug/ml
0.1 ug/ml

FIG. 3B

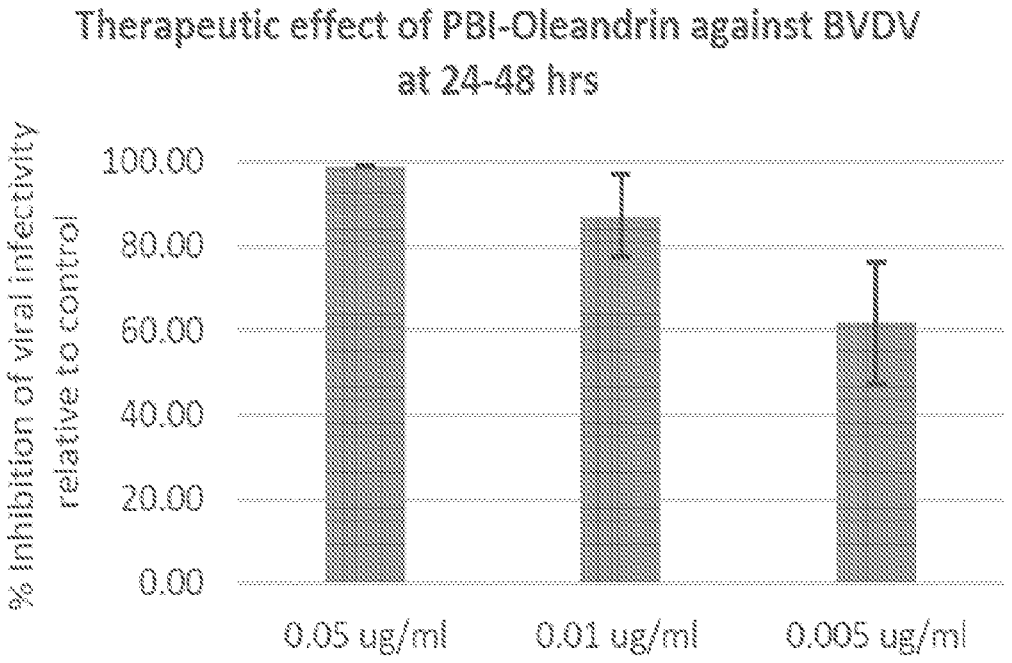
Therapeutic effect of PBI-Oleandrin against BVDV at 24-48 hrs
% Inhibition of viral infectivity relative to control
100.00
80.00
60.00
40.00
20.00
0.00
0.05 ug/ml
0.01 ug/ml
0.005 ug/ml

FIG. 4A

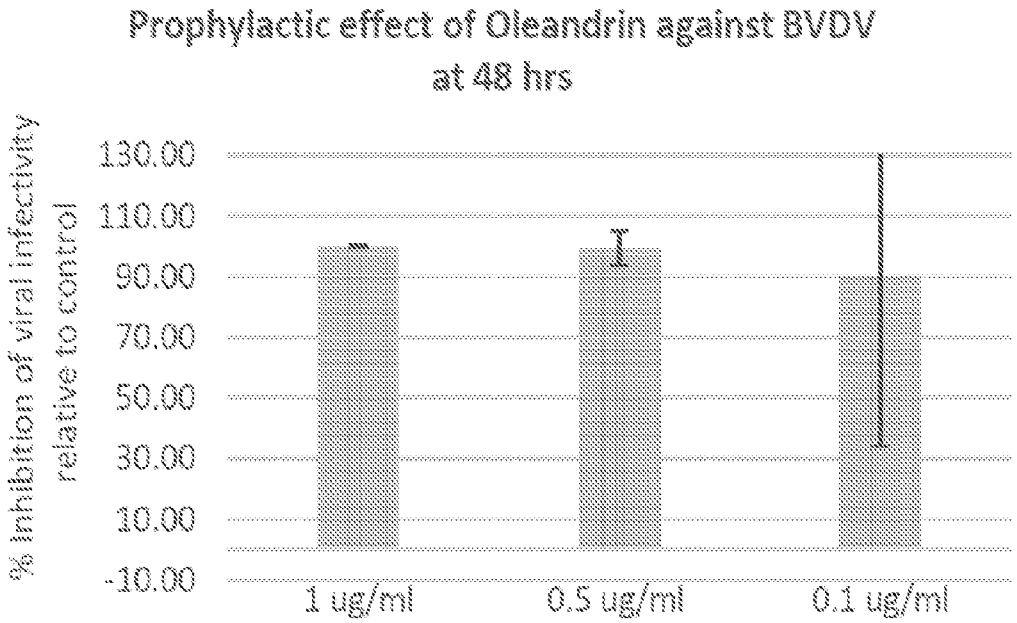
Prophylactic effect of Oleandrin against BVDV at 48 hrs
% inhibition of viral infectivity relative to control
130.00
110.00
90.00
70.00
50.00
30.00
10.00
-10.00
1 ug/ml
0.5 ug/ml
0.1 ug/ml

FIG. 4B

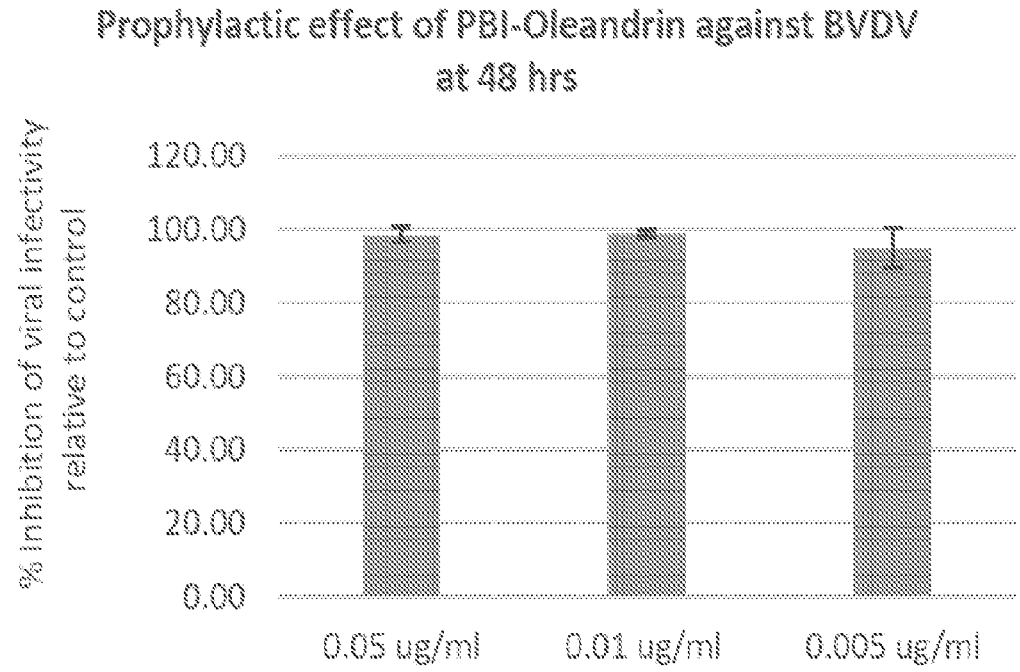
Prophylactic effect of PBI-Oleandrin against BVDV at 48 hrs
% inhibition of viral infectivity relative to control
120.00
100.00
80.00
60.00
40.00
20.00
0.00
0.05 ug/ml
0.01 ug/ml
0.005 ug/ml

FIG. 5A

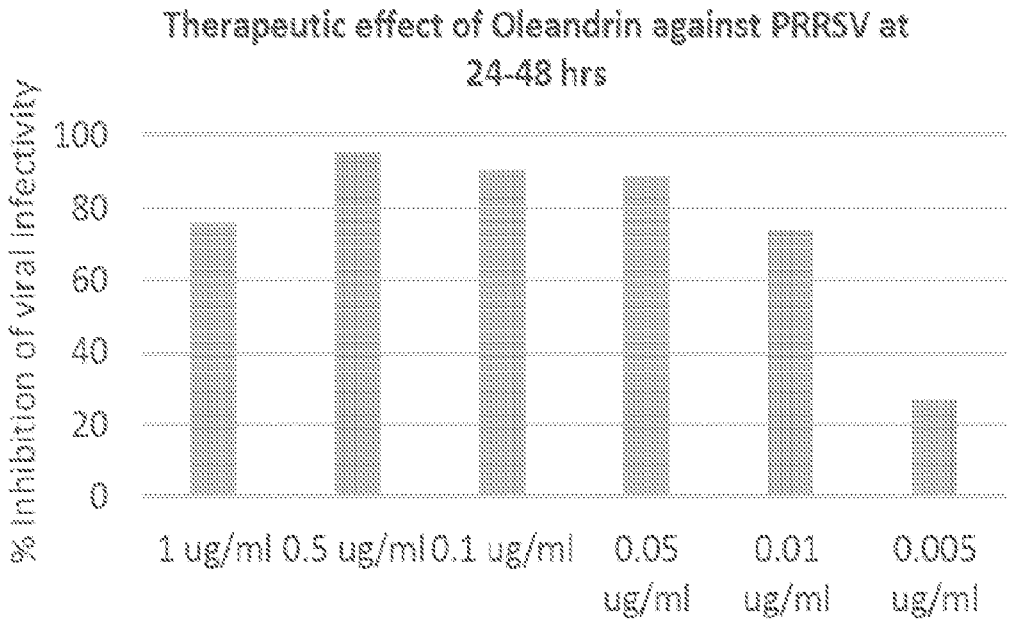
Therapeutic effect of Oleandrin against PRRSV at 24-48 hrs
% Inhibition of viral infectivity
100
80
60
40
20
0
1 ug/ml
0.5 ug/ml
0.1 ug/ml
0.05 ug/ml
0.01 ug/ml
0.005 ug/ml

FIG. 5B

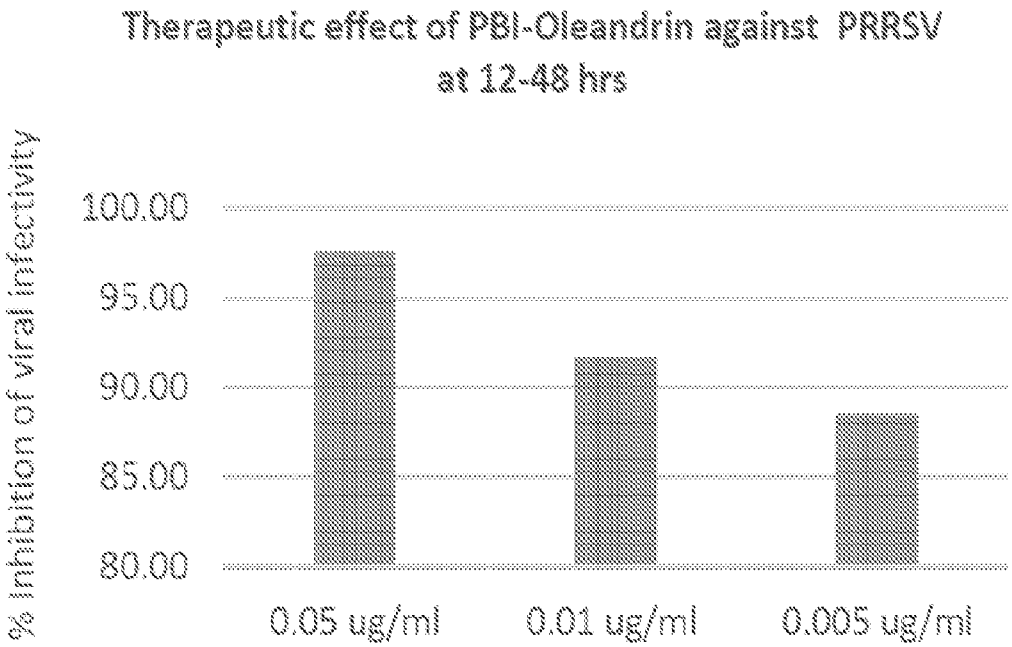
Therapeutic effect of PBI-Oleandrin against PRRSV at 12-48 hrs
% Inhibition of viral infectivity
100.00
95.00
90.00
85.00
80.00
0.05 ug/ml
0.01 ug/ml
0.005 ug/ml

FIG. 6A

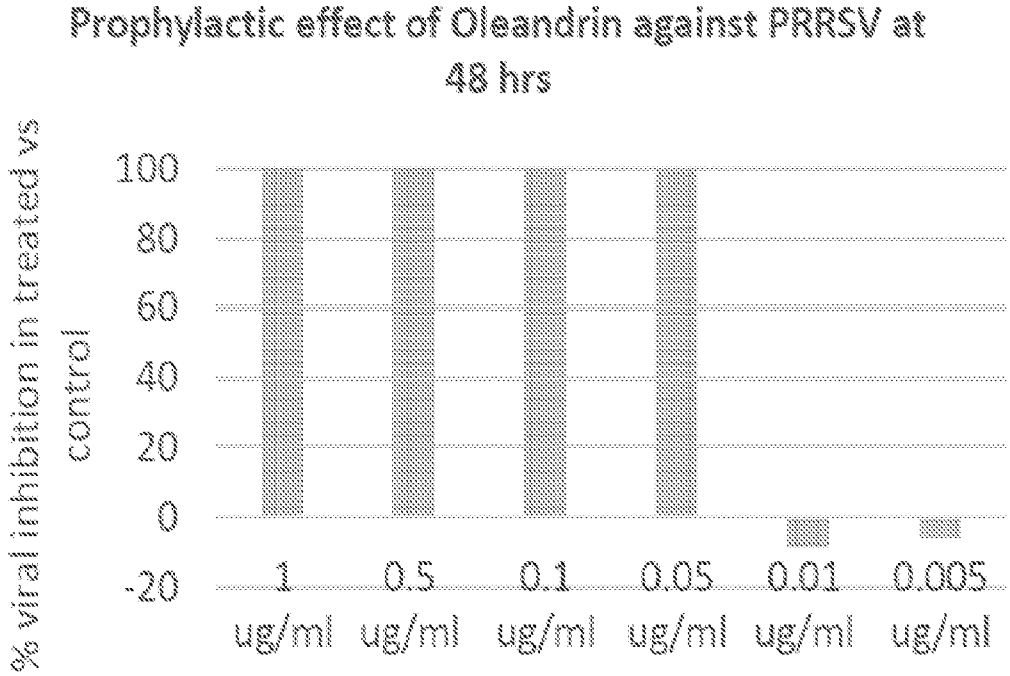
Prophylactic effect of Oleandrin against PRRSV at 48 hrs
% viral inhibition in treated vs control
100
80
60
40
20
0
-20
1 ug/ml
0.5 ug/ml
0.1 ug/ml
0.05 ug/ml
0.01 ug/ml
0.005 ug/ml

FIG. 6B

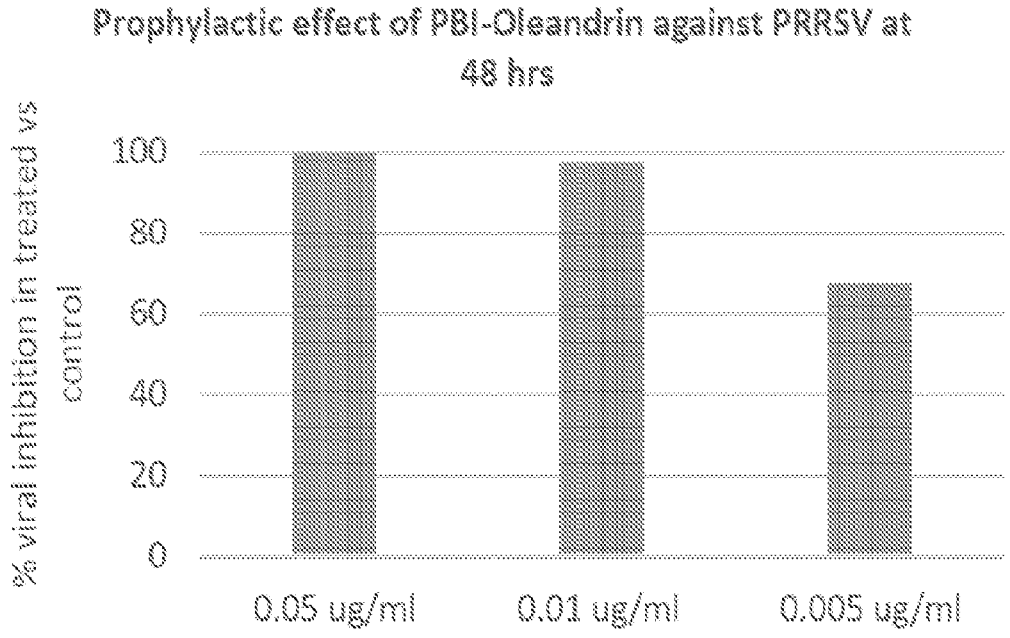
Prophylactic effect of PBI-Oleandrin against PRRSV at 48 hrs
% viral inhibition in treated vs control
100
80
60
40
20
0
0.05 ug/ml
0.01 ug/ml
0.005 ug/ml

FIG. 7A

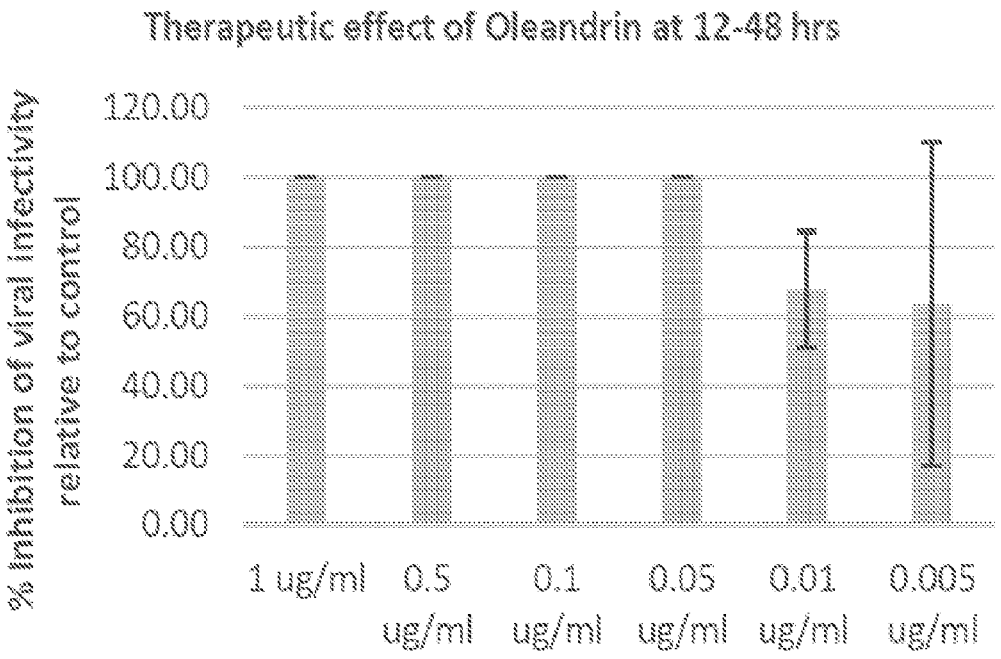
Therapeutic effect of Oleandrin at 12-48 hrs
% inhibition of viral infectivity relative to control
120.00
100.00
80.00
60.00
40.00
20.00
0.00
1 ug/ml
0.5 ug/ml
0.1 ug/ml
0.05 ug/ml
0.01 ug/ml
0.005 ug/ml

FIG. 7B

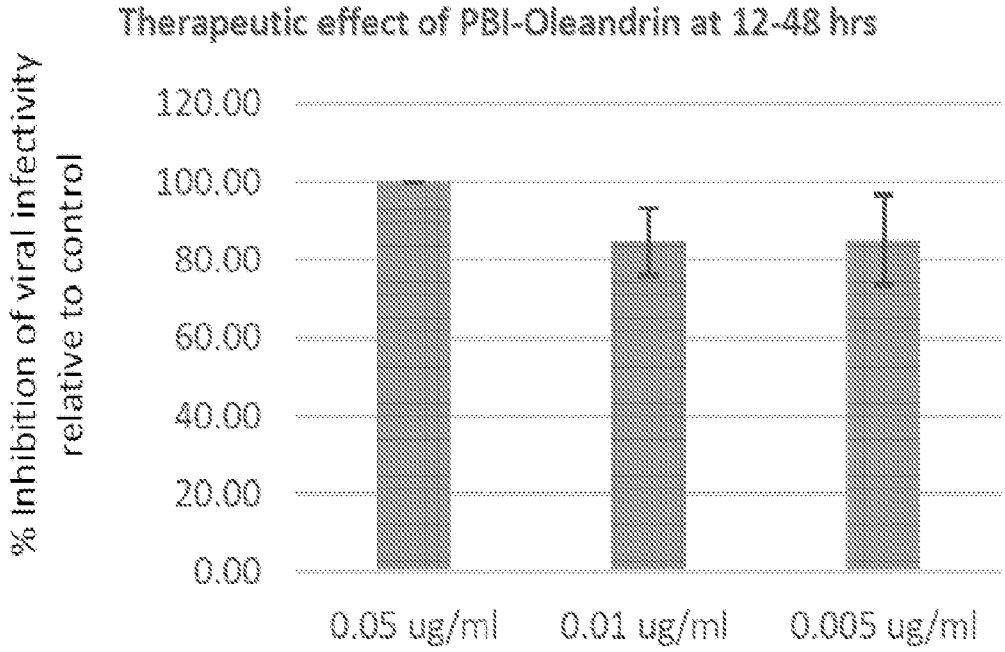
Therapeutic effect of PBI-Oleandrin at 12-48 hrs
% inhibition of viral infectivity relative to control
120.00
100.00
80.00
60.00
40.00
20.00
0.00
0.05 ug/ml
0.01 ug/ml
0.005 ug/ml

FIG. 8A

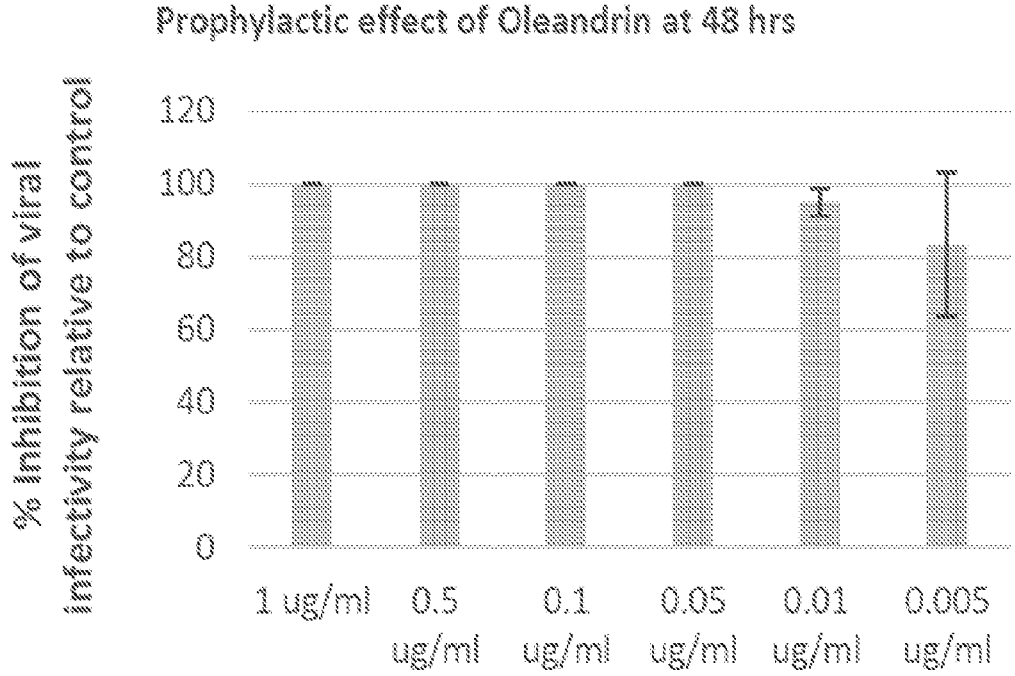
Prophylactic effect of Oleandrin at 48 hrs
% Inhibition of viral infectivity relative to control
120
100
80
60
40
20
0
1 ug/ml
0.5 ug/ml
0.1 ug/ml
0.05 ug/ml
0.01 ug/ml
0.005 ug/ml

FIG. 8B

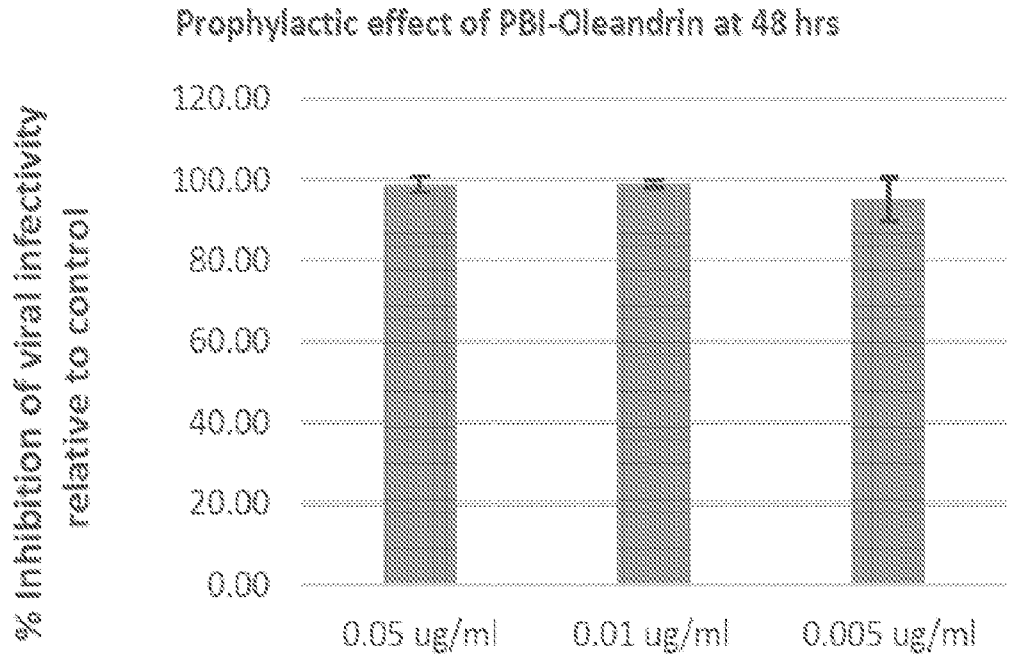
Prophylactic effect of PBI-Oleandrin at 48 hrs
% Inhibition of viral infectivity relative to control
120.00
100.00
80.00
60.00
40.00
20.00
0.00
0.05 ug/ml
0.01 ug/ml
0.005 ug/ml