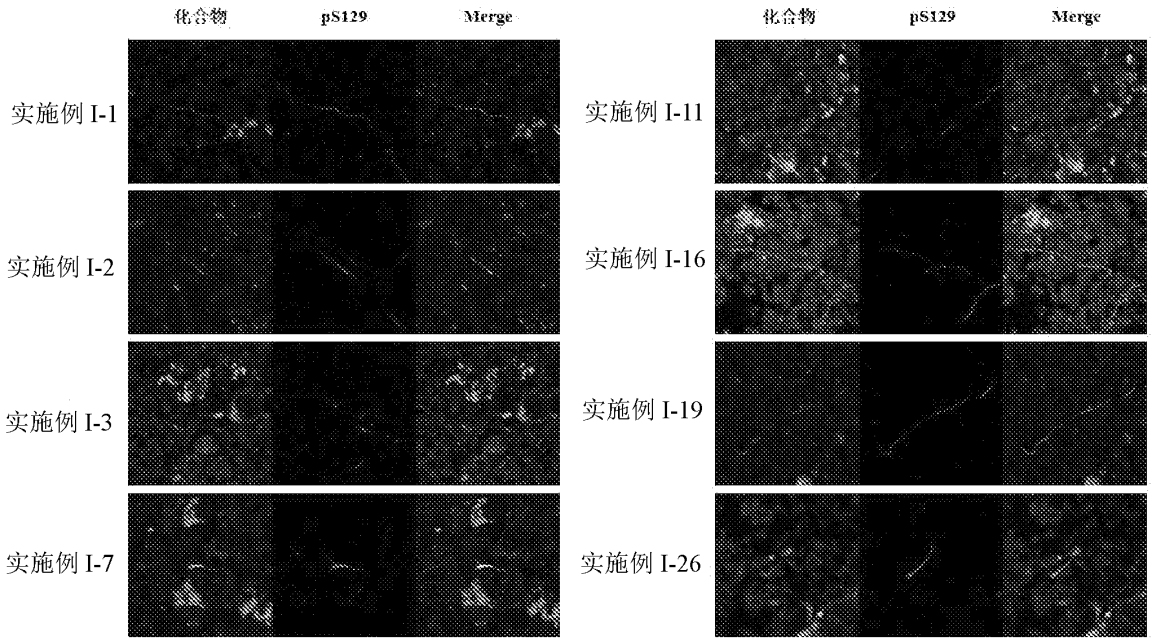
化合物
pS129
Merge
实施例 I-1
实施例 I-2
实施例 I-3
实施例 I-7
实施例 I-11
实施例 I-16
实施例 I-19
实施例 I-26

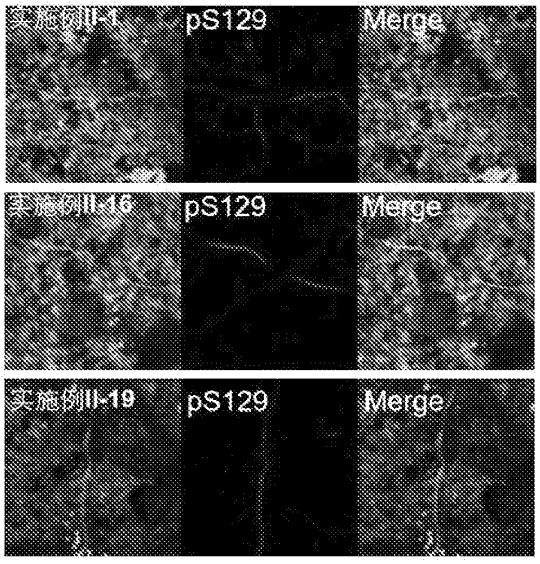
pS129
Merge
pS129
Merge
pS129
Merge

图 1

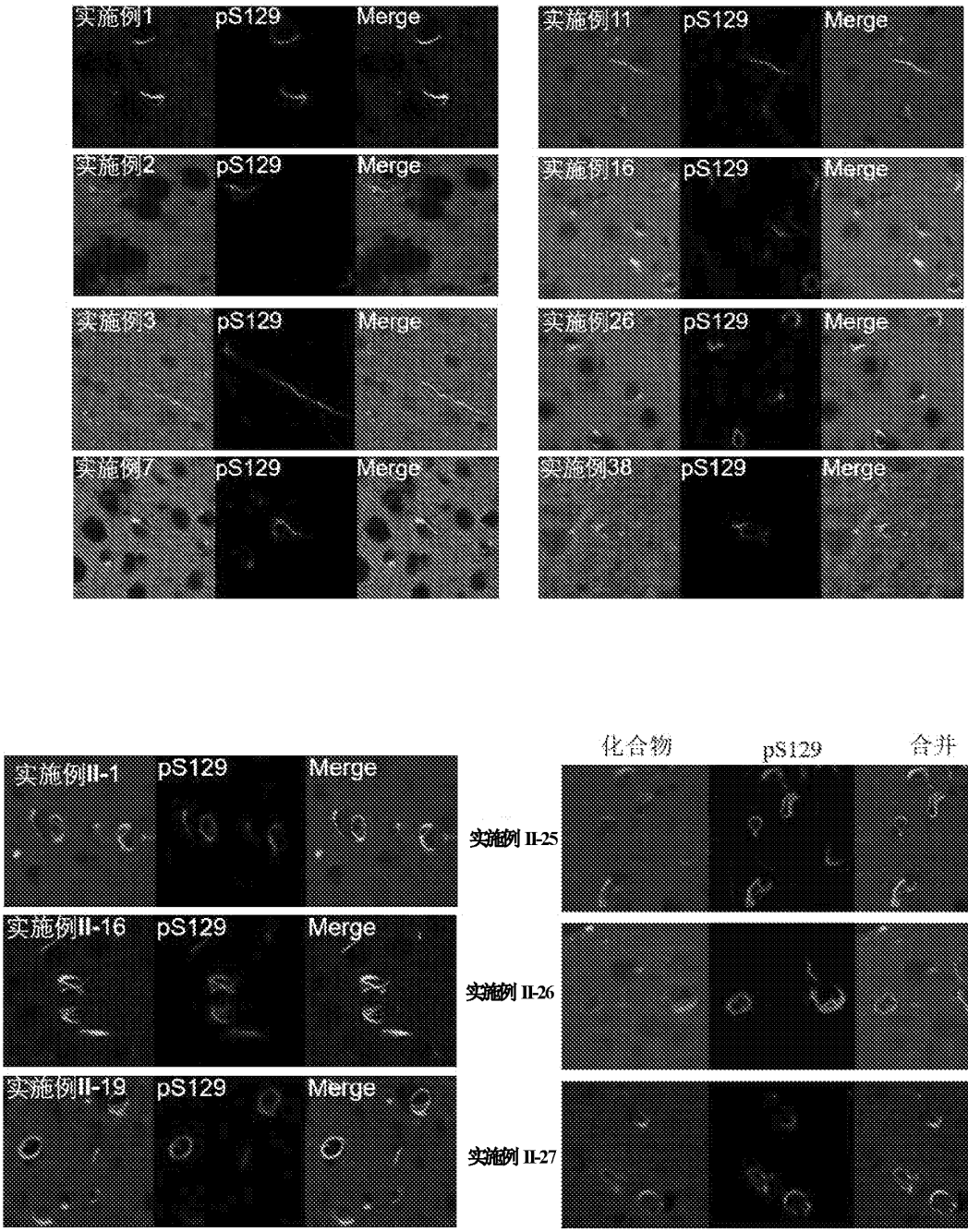
实施例1
pS129
Merge
实施例2
pS129
Merge
实施例3
pS129
Merge
实施例7
pS129
Merge
实施例11
pS129
Merge
实施例16
pS129
Merge
实施例26
pS129
Merge
实施例38
pS129
Merge
实施例II-1
pS129
Merge
实施例II-16
pS129
Merge
实施例II-19
pS129
Merge
化合物
pS129
合并
实施例 II-25
实施例 II-26
实施例 II-27

图 2

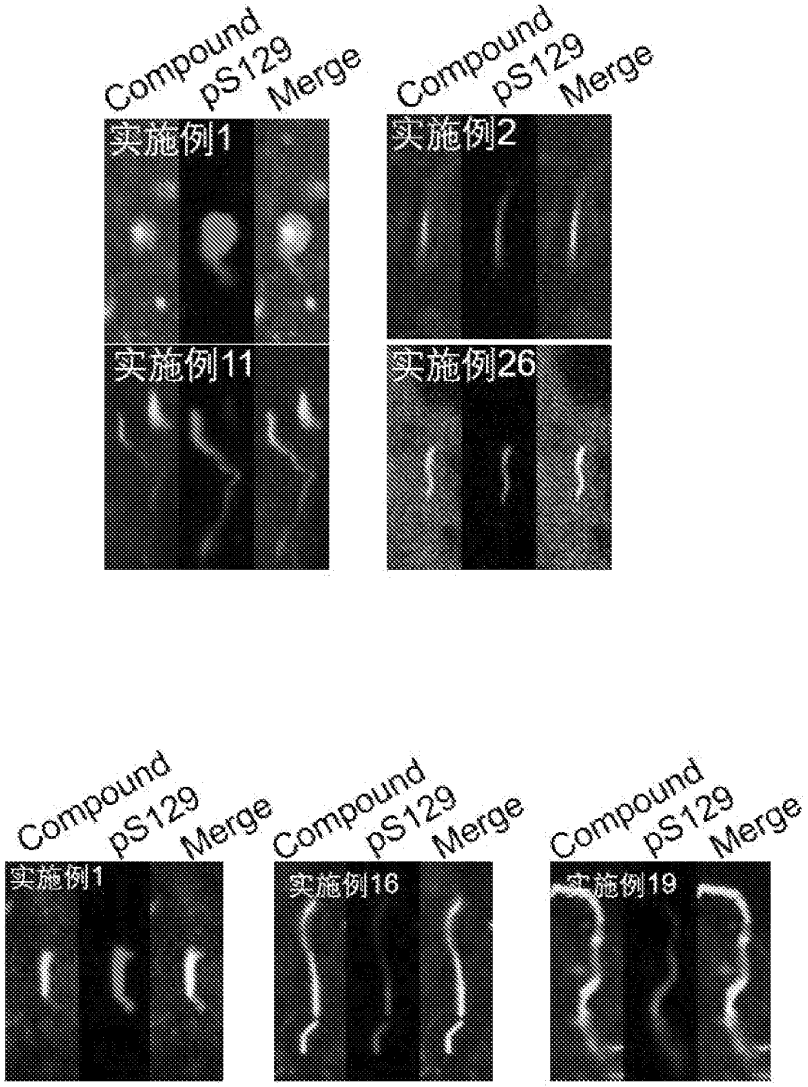
Compound
pS129
Merge
实施例1
实施例2
实施例11
实施例26
Compound
pS129
Merge
实施例1
Compound
pS129
Merge
实施例16
Compound
pS129
Merge
实施例19

图 3

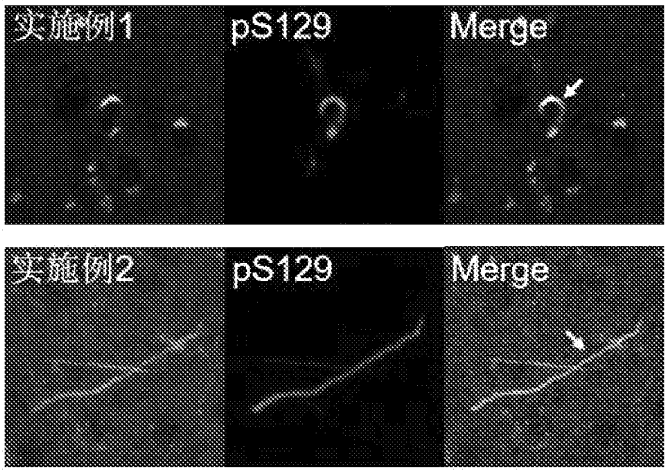
实施例1
pS129
Merge
实施例2
pS129
Merge

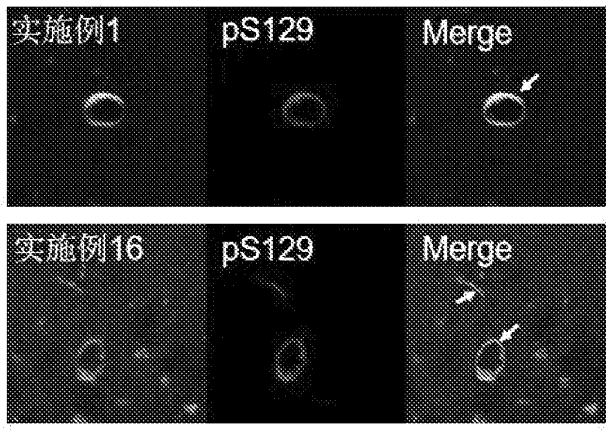
实施例1
pS129
Merge
实施例16
pS129
Merge

图 4

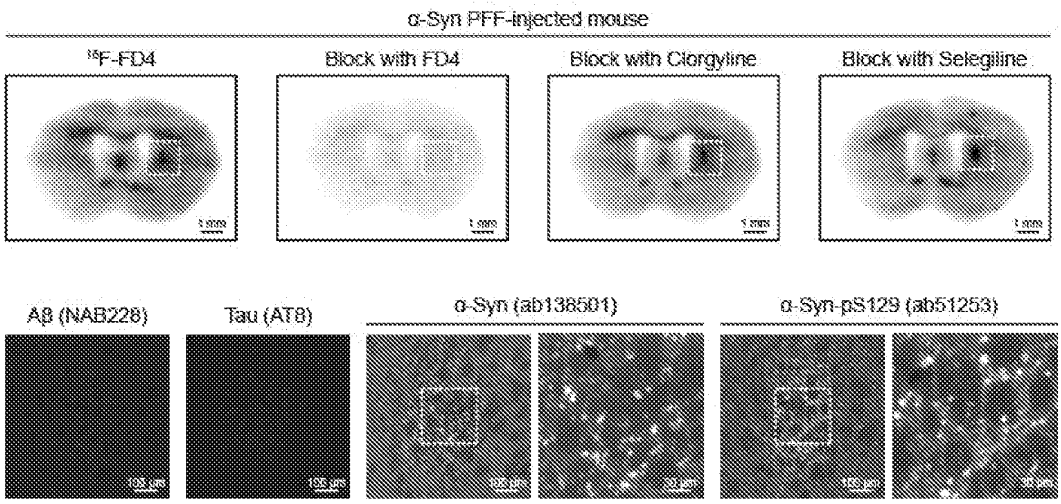
α-Syn PFF-injected mouse
^{18}F-FD4
Block with FD4
Block with Clorgyline
Block with Selegiline
Aβ (NAB228)
Tau (AT8)
α-Syn (ab138501)
α-Syn-pS129 (ab51253)

图 5A


PD
HC
^{18}F-FD4
Block with FD4
Block with Clorgyline
Block with Selegiline
ROI 1
ROI 2
Aβ (NAB228)
Tau (AT8)
α-Syn (ab138501)
α-Syn-pS129 (ab51253)

图 5B

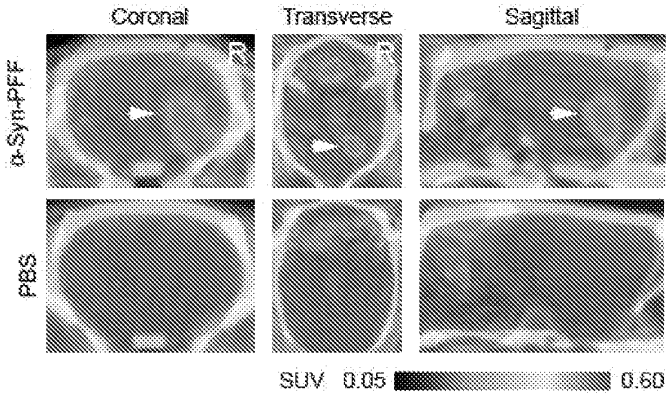
Coronal
Transverse
Sagittal
α-Syn-PFF
PBS
R
SUV 0.05 0.60

图 6A

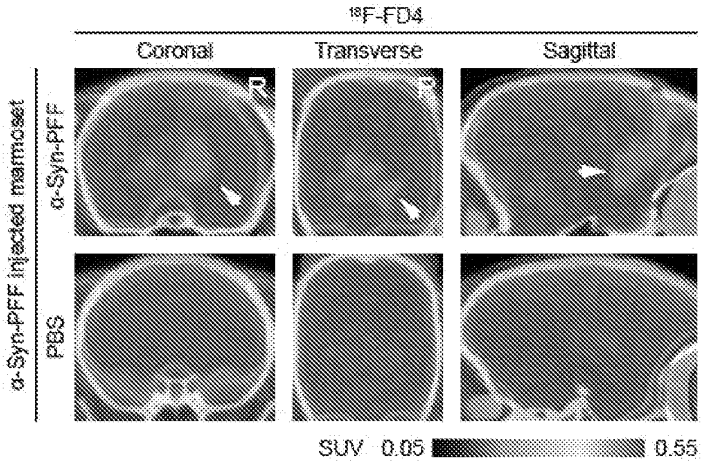
18F-FD4
Coronal
Transverse
Sagittal
α-Syn-PFF injected marmoset
α-Syn-PFF
PBS
R
SUV 0.05 0.55

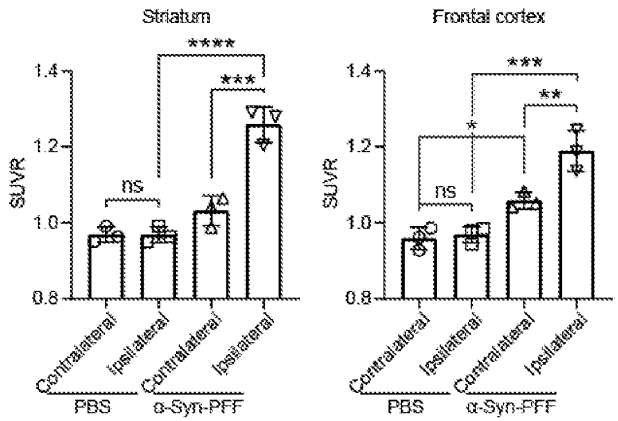
Striatum
Frontal cortex
SUVR
1.4
1.2
1.0
0.8
ns
*
**
***
****
Contralateral
Ipsilateral
PBS
α-Syn-PFF

图 6B

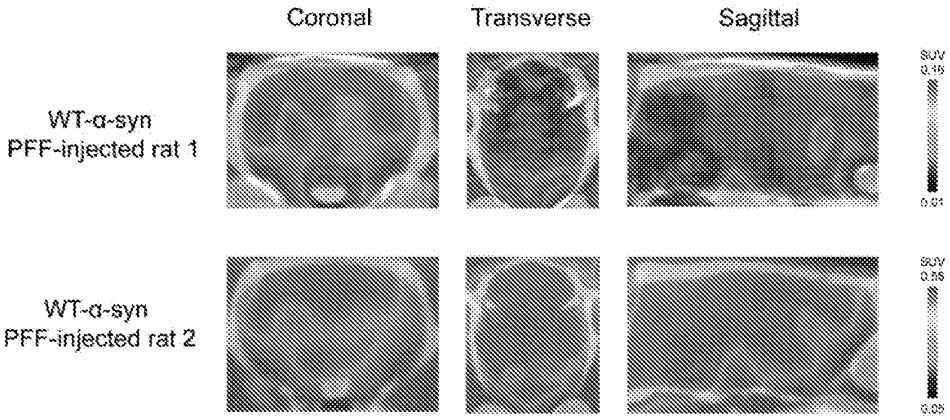
Coronal
Transverse
Sagittal
WT-α-syn
PFF-injected rat 1
WT-α-syn
PFF-injected rat 2

图 6C

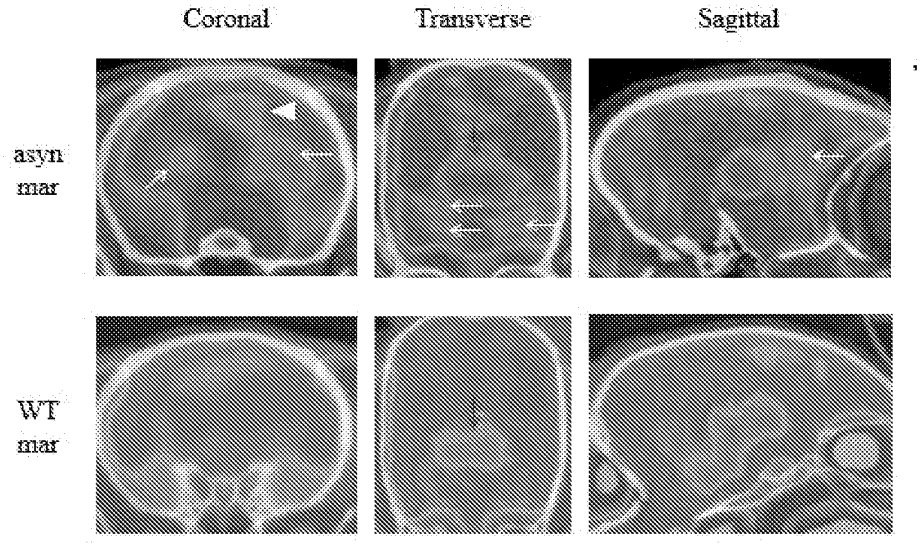
Coronal
Transverse
Sagittal
asyn
mar
WT
mar

图 6D

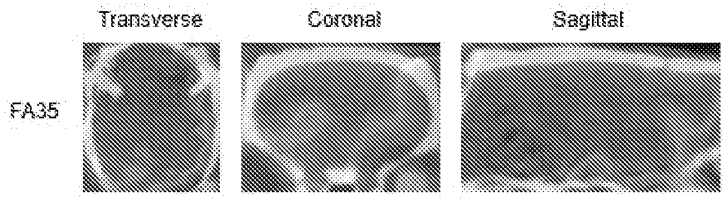
Transverse
Coronal
Sagittal
FA35

图 6E


冠状面
横断面
矢状面
FA23

图 6F

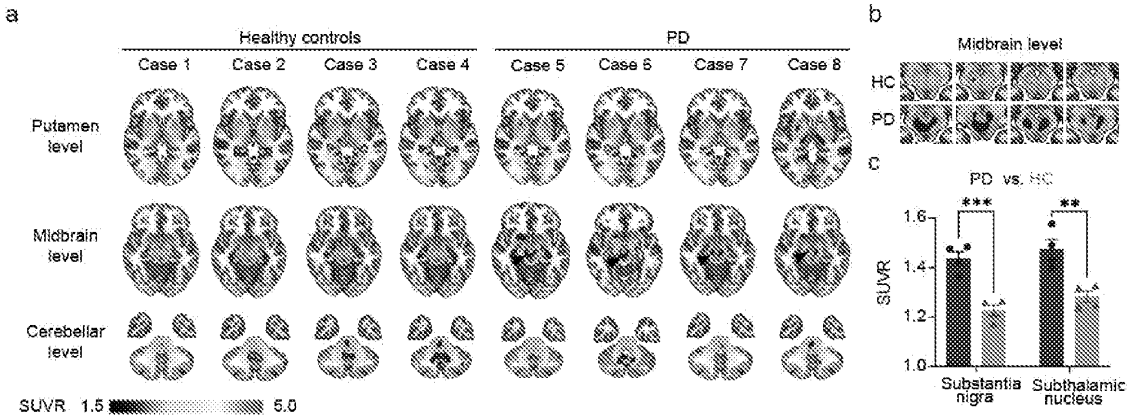
a
Healthy controls
PD
Case 1
Case 2
Case 3
Case 4
Case 5
Case 6
Case 7
Case 8
Putamen level
Midbrain level
Cerebellar level
SUVR 1.5 5.0
b
Midbrain level
HC
PD
c
PD vs. HC
***
**
SUVR
1.6
1.4
1.2
1.0
Substantia nigra
Subthalamic nucleus

图 7

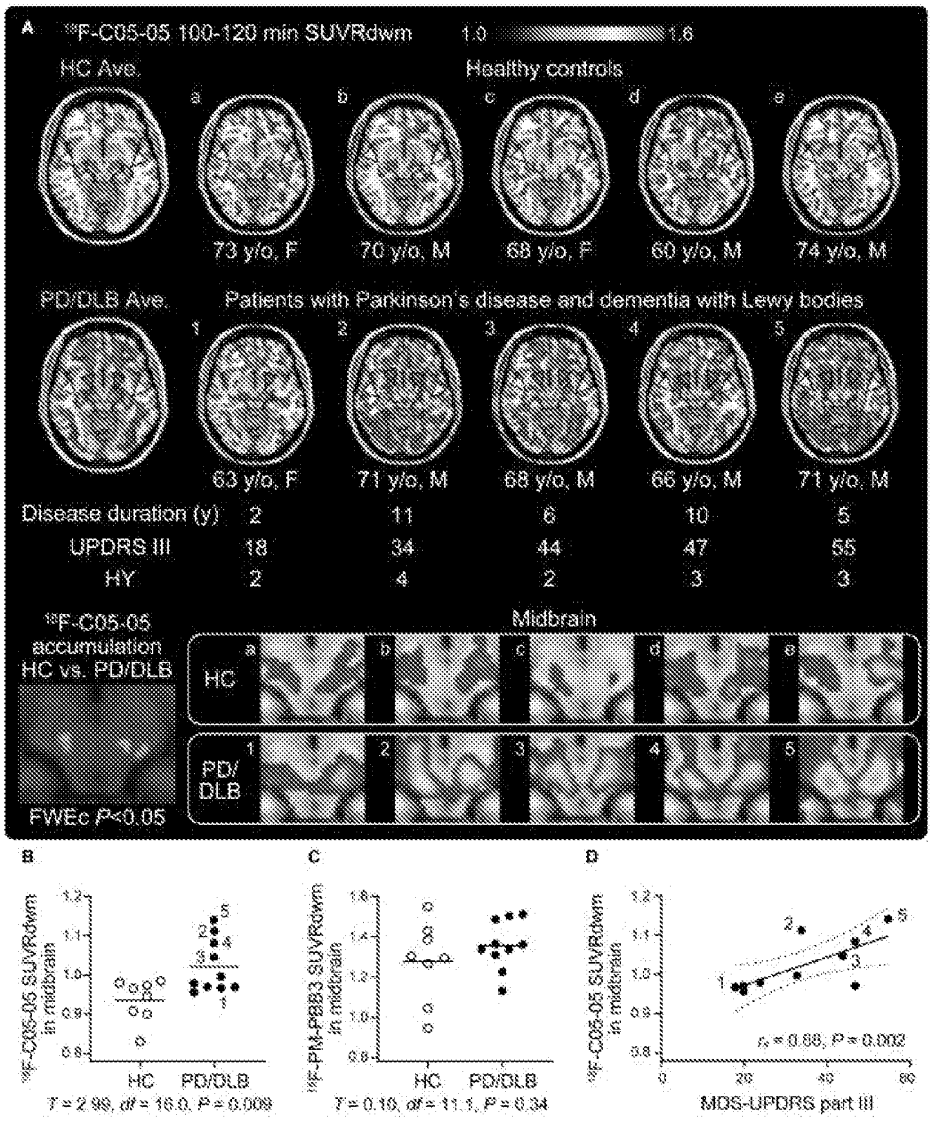
A
18F-C05-05 100-120 min SUVRdwm
1.0
1.6
HC Ave.
Healthy controls
a
b
c
d
e
73 y/o, F
70 y/o, M
68 y/o, F
60 y/o, M
74 y/o, M
PD/DLB Ave.
Patients with Parkinson's disease and dementia with Lewy bodies
1
2
3
4
5
63 y/o, F
71 y/o, M
68 y/o, M
66 y/o, M
71 y/o, M
Disease duration (y) 2 11 6 10 5
UPDRS III 18 34 44 47 55
HY 2 4 2 3 3
18F-C05-05 accumulation HC vs. PD/DLB
FWEc P<0.05
Midbrain
HC
PD/DLB
B
18F-C05-05 SUVRdwm in midbrain
HC
PD/DLB
T = 2.98, df = 16.0, P = 0.009
C
18F-PM-PBB3 SUVRdwm in midbrain
HC
PD/DLB
T = 0.10, df = 11.1, P = 0.34
D
18F-C05-05 SUVRdwm in midbrain
rs = 0.88, P = 0.002
MDS-UPDRS part III

图 8