COMBINATION THERAPY OF SUBSTITUTED OXAZOLIDINONES FOR THE PROPHYLAXIS AND TREATMENT OF CEREBRAL BLOOD FLOW IMPAIRMENTS

The present invention relates to combinations of A) oxazolidinones of the formula (I) with B) antiarrhythmics, processes for the production of these combinations, their use for the prophylaxis and/or treatment of diseases, and their use for the manufacture of medicaments for the prophylaxis and/or treatment of diseases, especially of thromboembolic disorders and/or complications.

Oxazolidinones of the formula (I) act in particular as selective inhibitors of coagulation factor Xa and as anticoagulants.

The risk of stroke in patients with cardiac arrhythmias, especially atrial fibrillation, is distinctly increased. Cardiogenic thromboembolisms are a frequent cause of blood flow impairments, especially ischemic cerebral infarctions. Cardiogenic thromboembolisms arise through detachment of a coagulation thrombus or parts thereof from the atrium. In the healthy heart, the left atrium and auricle actively contract in sinus rhythm. In atrial fibrillation, ordered contractions no longer take place, the left atrium and auricle become enlarged, and relative blood stasis occurs. These conditions favor the formation of atrial thrombi which can migrate as a whole or as fragments through the large vessels into vital organs and lead to cerebral infarction or systemic thromboembolic complications.

Antiarrhythmics are employed to prevent or terminate tachycardic cardiac arrhythmias. Antiarrhythmics are usually divided into four classes of effect by the classification named after Vaughan Williams (Vaughan Williams EM. Classification of antiarrhythmic drugs. In: Cardiac Arrhythmias. Sandoe E, Flensted-Jensen E, Olesen HK (eds). Södertälje: Astra **1970**: 449-69): class I, II, III and IV antiarrhythmics.

Treatment with vitamin K antagonists (classical or anticoagulants) is a generally accepted standard therapy for the prophylaxis of thromboembolic complications associated with atrial fibrillation. However, vitamin K antagonists have a small therapeutic window and there are considerable limitations on their use. The anticoagulant effect of vitamin K antagonists derives from the fact that numerous coagulation factors (FII, VII, IX, X, protein C and protein S) are formed only as incomplete inactive precursors. Particularly owing to the broad effect on the coagulation system, the commonest unwanted side effects of vitamin K antagonists include severe life-threatening hemorrhages, such as urinary tract hemorrhages, hemorrhages in the gastrointestinal tract and, intracranial hemorrhages. The pharmacokinetic and pharmacodynamic properties of vitamin K antagonists cause large inter- and intraindividual variations in the anticoagulation. To avoid

dangerous hemorrhages on the one hand and to maintain an adequate antithrombotic effect on the other hand, it is therefore necessary for the dosage of vitamin K antagonists to be individualized on the basis of continuous monitoring of coagulation (INR determination) at frequent intervals.

Oxazolidinones of the formula (I) are selective factor Xa inhibitors and specifically inhibit only Fxa (concerning this, see WO 01/47919, the disclosure of which is hereby incorporated by reference). An antithrombotic effect of factor Xa inhibitors has been demonstrated in numerous animal models (cf. U. Sinha, P. Ku, J. Malinowski, B. Yan Zhu, RM. Scarborough, C K. Marlowe, PW. Wong, P. Hua Lin, SJ. Hollenbach, Antithrombotic and hemostatic capacity of factor Xa versus thrombin inhibitors in models of venous and arteriovenous thrombosis, European Journal of Pharmacology **2000**, 395, 51-59; A. Betz, Recent advances in Factor Xa inhibitors, Expert Opin. Ther. Patents **2001**, 11, 1007; K. Tsong Tan, A. Makin, G. YH Lip, Factor X inhibitors, Exp. Opin. Investig. Drugs **2003**, 12, 799; J. Ruef, HA. Katus, New antithrombotic drugs on the horizon, Expert Opin. Investig. Drugs **2003**, 12, 781; MM. Samama, Synthetic direct and indirect factor Xa inhibitors, Thrombosis Research **2002**, 106, V267; ML. Quan, JM. Smallheer, The race to an orally active Factor Xa inhibitor, Recent advances, J. Current Opinion in Drug Discovery& Development **2004**, 7, 460-469) and in clinical studies on patients (The Ephesus Study, Blood **2000**, 96, 490a; The Penthifra Study, Blood **2000**, 96, 490a; The Pentamaks Study, Blood **2000**, 96, 490a-491a; The Pentathlon 2000 Study, Blood **2000**, 96, 491a). Factor Xa inhibitors can therefore preferably be employed in medicaments for the prophylaxis and/or treatment of thromboembolic disorders. Selective FXa inhibitors show a wide therapeutic window. It was shown in numerous animal experimental studies that FXa inhibitors show in models of thrombosis an antithrombotic effect without, or only slightly, acting to prolong bleeding times (cf. RJ Leadly, Coagulationfactor Xa inhibition: biological background and rationale, Curr Top Med Chem **2001**; 1, 151-159). An individual dosage in the case of anticoagulation with selective FXa inhibitors is therefore unnecessary.

It has now been found, surprisingly, that combinations of oxazolidinones of the formula (I) with substances having antiarrhythmic activity have improved antithrombotic properties and are suitable for preventing stroke in patients with cardiac arrhythmias.

The invention therefore relates to combinations of

A) oxazolidinones of the formula (I) with

B) antiarrhythmics.

"Combinations" mean for the purposes of the invention not only dosage forms which comprise all the components (so-called fixed combinations), and combination packs which comprise the components separate from one another, but also components administered simultaneously or sequentially as long as they are employed for the prophylaxis and/or treatment of the same disease. It is likewise possible to combine two or more active ingredients together, and thus the combinations in this connection are in each case double or multiple.

Suitable oxazolidinones of the combination of the invention include, for example, compounds of the formula (I)

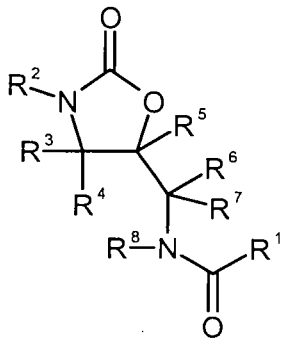

(I),

in which:

R^1 is optionally benzo-fused thiophene (thienyl) which may optionally be substituted one or more times;

R^2 is any organic radical;

R^3, R^4, R^5, R^6, R^7 and R^8 are identical or different and are hydrogen or $(C_1$-$C_6)$-alkyl,

and the salts, solvates and solvates of the salts thereof.

Preference is given in this connection to compounds of the formula (I)

in which

R^1 is optionally benzo-fused thiophene (thienyl) which may optionally be substituted one or more times by a radical from the group of halogen; cyano; nitro; amino; aminomethyl; $(C_1$-$C_8)$-alkyl which may in turn be optionally substituted one or more times by halogen;

(C_3-C_7)-cycloalkyl; (C_1-C_8)-alkoxy; imidazolinyl; -C(=NH)NH_2; carbamoyl; and mono- and di-(C_1-C_4)-alkylaminocarbonyl,

R^2 is one of the following groups:

A-,

A-M-,

D-M-A-,

B-M-A-,

B-,

B-M-,

B-M-B-,

D-M-B-,

where:

the radical "A" is (C_6-C_{14})-aryl, preferably (C_6-C_{10})-aryl, in particular phenyl or naphthyl, very particularly preferably phenyl;

the radical "B" is a 5- or 6-membered aromatic heterocycle which comprises up to 3 heteroatoms and/or hetero chain members, in particular up to 2 heteroatoms and/or hetero chain members, from the series S, N, NO (N-oxide) and O;

the radical "D" is a saturated or partially unsaturated, mono- or bicyclic, optionally benzo-fused 4- to 9-membered heterocycle which comprises up to three heteroatoms and/or hetero chain members from the series S, SO, SO_2, N, NO (N-oxide) and O;

the radical "M" is –NH-, -CH_2-, -CH_2CH_2-, -O-, -NH-CH_2-, -CH_2-NH-, -OCH_2-, -CH_2O-, -CONH-, -NHCO-, -COO-, -OOC-, -S- , -SO_2- or a covalent bond;

where

the groups "A", "B" and "D" defined above may in each case optionally be substituted one or more times by a radical from the group of halogen; trifluoromethyl; oxo; cyano; nitro; carbamoyl; pyridyl; (C_1-C_6)-alkanoyl; (C_3-C_7)-cycloalkanoyl; (C_6-C_{14})-arylcarbonyl; (C_5-C_{10})-heteroarylcarbonyl; (C_1-C_6)-alkanoyloxymethyloxy; (C_1-C_4)-hydroxyalkylcarbonyl; -$COOR^{27}$; -SO_2R^{27}; -$C(NR^{27}R^{28})=NR^{29}$; -$CONR^{28}R^{29}$; -$SO_2NR^{28}R^{29}$; -OR^{30}; -$NR^{30}R^{31}$, (C_1-C_6)-alkyl and (C_3-C_7)-cycloalkyl,

where (C_1-C_6)-alkyl and (C_3-C_7)-cycloalkyl in turn may optionally be substituted by a radical from the group of cyano; $-OR^{27}$; $-NR^{28}R^{29}$; $-CO(NH)_v(NR^{27}R^{28})$ and $-C(NR^{27}R^{28})=NR^{29}$,

where:

v is either 0 or 1 and

R^{27}, R^{28} and R^{29} are identical or different and are, independently of one another, hydrogen, (C_1-C_4)-alkyl, (C_3-C_7)-cycloalkyl, (C_1-C_4)-alkanoyl, carbamoyl, trifluoromethyl, phenyl or pyridyl,

and/or

R^{27} and R^{28}, or R^{27} and R^{29}, form together with the nitrogen atom to which they are bonded a saturated or partially unsaturated 5- to 7-membered heterocycle having up to three, preferably up to two, identical or different heteroatoms from the group of N, O and S, and

R^{30} and R^{31} are identical or different and are, independently of one another, hydrogen, (C_1-C_4)-alkyl, (C_3-C_7)-cycloalkyl, (C_1-C_4)-alkylsulfonyl, (C_1-C_4)-hydroxyalkyl, (C_1-C_4)-aminoalkyl, di-(C_1-C_4)-alkylamino-(C_1-C_4)-alkyl, $-CH_2C(NR^{27}R^{28})=NR^{29}$ or $-COR^{33}$,

where

R^{33} is (C_1-C_6)-alkoxy, (C_1-C_4)-alkoxy-(C_1-C_4)-alkyl, (C_1-C_4)-alkoxycarbonyl-(C_1-C_4)-alkyl, (C_1-C_4)-aminoalkyl, (C_1-C_4)-alkoxycarbonyl, (C_1-C_4)-alkanoyl-(C_1-C_4)-alkyl, (C_3-C_7)-cycloalkyl, (C_2-C_6)-alkenyl, (C_1-C_8)-alkyl which may optionally be substituted by phenyl or acetyl, or is (C_6-C_{14})-aryl, (C_5-C_{10})-heteroaryl, trifluoromethyl, tetrahydrofuranyl or butyrolactone,

R^3, R^4, R^5, R^6, R^7 and R^8 are identical or different and are hydrogen or (C_1-C_6)-alkyl,

and the salts, solvates and solvates of the salts thereof.

Preference is likewise given in this connection to compounds of the general formula (I)

in which

R^1 is thiophene (thienyl), in particular 2-thiophene, which may optionally be substituted one or more times by halogen, preferably chlorine or bromine, amino, aminomethyl or (C_1-C_8)-alkyl, preferably methyl, where the (C_1-C_8)-alkyl radical may optionally in turn be substituted one or more times by halogen, preferably fluorine,

R^2 is one of the following groups:

A-,

A-M-,

D-M-A-,

B-M-A-,

B-,

B-M-,

B-M-B-,

D-M-B-,

where:

the radical "A" is (C_6-C_{14})-aryl, preferably (C_6-C_{10})-aryl, in particular phenyl or naphthyl, very particularly preferably phenyl;

the radical "B" is a 5- or 6-membered aromatic heterocycle which comprises up to 3 heteroatoms and/or hetero chain members, in particular up to 2 heteroatoms and/or hetero chain members, from the series S, N, NO (N-oxide) and O;

the radical "D" is a saturated or partially unsaturated 4- to 7-membered heterocycle which comprises up to three heteroatoms and/or hetero chain members from the series S, SO, SO_2, N, NO (N-oxide) and O;

the radical "M" is –NH-, -CH_2-, -CH_2CH_2-, -O-, -NH-CH_2-, -CH_2-NH-, -OCH_2-, -CH_2O-, -CONH-, -NHCO-, -COO-, -OOC-, -S- or a covalent bond;

where

the groups "A", "B" and "D" defined above may in each case optionally be substituted one or more times by a radical from the group of halogen; trifluoromethyl; oxo; cyano; nitro; carbamoyl; pyridyl; (C_1-C_6)-alkanoyl; (C_3-C_7)-cycloalkanoyl; (C_6-C_{14})-arylcarbonyl; (C_5-C_{10})-heteroarylcarbonyl; (C_1-C_6)-alkanoyloxymethyloxy; $-COOR^{27}$; $-SO_2R^{27}$; $-C(NR^{27}R^{28})=NR^{29}$; $-CONR^{28}R^{29}$; $-SO_2NR^{28}R^{29}$; $-OR^{30}$; $-NR^{30}R^{31}$, (C_1-C_6)-alkyl and (C_3-C_7)-cycloalkyl,

where (C_1-C_6)-alkyl and (C_3-C_7)-cycloalkyl may in turn optionally be substituted by a radical from the group of cyano; $-OR^{27}$; $-NR^{28}R^{29}$; $-CO(NH)_v(NR^{27}R^{28})$ and $-C(NR^{27}R^{28})=NR^{29}$,

where:

v is either 0 or 1, and

R^{27}, R^{28} and R^{29} are identical or different and are, independently of one another, hydrogen, (C_1-C_4)-alkyl or (C_3-C_7)-cycloalkyl,

and/or

R^{27} and R^{28}, or R^{27} and R^{29}, form together with the nitrogen atom to which they are bonded a saturated or partially unsaturated 5- to 7-membered heterocycle having up to three, preferably up to two, identical or different heteroatoms from the group of N, O and S, and

R^{30} and R^{31} are identical or different and are, independently of one another, hydrogen, (C_1-C_4)-alkyl, (C_3-C_7)-cycloalkyl, (C_1-C_4)-alkylsulfonyl, (C_1-C_4)-hydroxyalkyl, (C_1-C_4)-aminoalkyl, di-(C_1-C_4)-alkylamino-(C_1-C_4)-alkyl, (C_1-C_4)-alkanoyl, (C_6-C_{14})-arylcarbonyl, (C_5-C_{10})-heteroarylcarbonyl, (C_1-C_4)-alkylaminocarbonyl or $-CH_2C(NR^{27}R^{28})=NR^{29}$,

R^3, R^4, R^5, R^6, R^7 and R^8 are identical or different and are hydrogen or (C_1-C_6)-alkyl,

and the salts, solvates and solvates of the salts thereof.

Particular preference is given in this connection to compounds of the general formula (I)

in which

R^1 is thiophene (thienyl), in particular 2-thiophene, which may optionally be substituted one or more times by halogen, preferably chlorine or bromine, or (C_1-C_8)-alkyl, preferably methyl, where the (C_1-C_8)-alkyl radical may in turn optionally be substituted one or more times by halogen, preferably fluorine,

R^2 is one of the following groups:

A-,

A-M-,

D-M-A-,

B-M-A-,

B-,

B-M-,

B-M-B-,

D-M-B-,

where:

the radical "A" is phenyl or naphthyl, in particular phenyl;

the radical "B" is a 5- or 6-membered aromatic heterocycle which comprises up to 2 heteroatoms from the series S, N, NO (N-oxide) and O;

the radical "D" is a saturated or partially unsaturated 5- or 6-membered heterocycle which comprises up to two heteroatoms and/or hetero chain members from the series S, SO, SO_2, N, NO (N-oxide) and O;

the radical "M" is –NH-, -O-, -NH-CH_2-, -CH_2-NH-, -OCH_2-, -CH_2O-, -CONH-, -NHCO- or a covalent bond;

where

the groups "A", "B" and "D" defined above may in each case optionally be substituted one or more times by a radical from the group of halogen; trifluoromethyl; oxo; cyano; pyridyl; (C_1-C_3)-alkanoyl; (C_6-C_{10})-arylcarbonyl; (C_5-C_6)-heteroarylcarbonyl; (C_1-C_3)-

alkanoyloxymethyloxy; $-C(NR^{27}R^{28})=NR^{29}$; $-CONR^{28}R^{29}$; $-SO_2NR^{28}R^{29}$; -OH; $-NR^{30}R^{31}$; (C_1-C_4)-alkyl; and cyclopropyl, cyclopentyl or cyclohexyl,

where (C_1-C_4)-alkyl and cyclopropyl, cyclopentyl or cyclohexyl may in turn optionally be substituted by a radical from the group of cyano; -OH; $-OCH_3$; $-NR^{28}R^{29}$; $-CO(NH)_v(NR^{27}R^{28})$ and $-C(NR^{27}R^{28})=NR^{29}$,

where:

v is either 0 or 1, preferably 0, and

R^{27}, R^{28} and R^{29} are identical or different and are, independently of one another, hydrogen, (C_1-C_4)-alkyl or else cyclopropyl, cyclopentyl or cyclohexyl,
and/or

R^{27} and R^{28}, or R^{27} and R^{29}, may form together with the nitrogen atom to which they are bonded a saturated or partially unsaturated 5- to 7-membered heterocycle having up to two identical or different heteroatoms from the group of N, O and S, and

R^{30} and R^{31} are identical or different and are, independently of one another, hydrogen, (C_1-C_4)-alkyl, cyclopropyl, cyclopentyl, cyclohexyl, (C_1-C_4)-alkylsulfonyl, (C_1-C_4)-hydroxyalkyl, (C_1-C_4)-aminoalkyl, di-(C_1-C_4)-alkylamino-(C_1-C_4)-alkyl, (C_1-C_3)-alkanoyl or phenylcarbonyl,

R^3, R^4, R^5, R^6, R^7 and R^8 are identical or different and are hydrogen or (C_1-C_6)-alkyl,

and the salts, solvates and solvates of the salts thereof.

Especial preference is given in this connection to compounds of the general formula (I)

in which

R^1 is 2-thiophene which may optionally be substituted in position 5 by a radical from the group of chlorine, bromine, methyl or trifluoromethyl,

R^2 is one of the following groups:

A-,

A-M-,

D-M-A-,

B-M-A-,

B-,

B-M-,

B-M-B-,

D-M-B-,

where:

the radical "A" is phenyl or naphthyl, in particular phenyl;

the radical "B" is a 5- or 6-membered aromatic heterocycle which comprises up to 2 heteroatoms from the series S, N, NO (N-oxide) and O;

the radical "D" is a saturated or partially unsaturated 5- or 6-membered heterocycle which comprises a nitrogen atom and optionally a further heteroatom and/or hetero chain member from the series S, SO, SO_2 and O; or up to two heteroatoms and/or hetero chain members from the series S, SO, SO_2 and O;

the radical "M" is –NH-, -O-, -NH-CH_2-, -CH_2-NH-, -OCH_2-, -CH_2O-, -CONH-, -NHCO- or a covalent bond;

where

the groups "A", "B" and "D" defined above may in each case optionally be substituted one or more times by a radical from the group of halogen; trifluoromethyl; oxo; cyano; pyridyl; (C_1-C_3)-alkanoyl; (C_6-C_{10})-arylcarbonyl; (C_5-C_6)-heteroarylcarbonyl; (C_1-C_3)-alkanoyloxymethyloxy; -$CONR^{28}R^{29}$; -$SO_2NR^{28}R^{29}$; -OH; -$NR^{30}R^{31}$; (C_1-C_4)-alkyl; and cyclopropyl, cyclopentyl or cyclohexyl,

where (C_1-C_4)-alkyl and cyclopropyl, cyclopentyl or cyclohexyl may in turn optionally be substituted by a radical from the group of cyano; -OH; -OCH_3; -$NR^{28}R^{29}$; -$CO(NH)_v(NR^{27}R^{28})$ and -$C(NR^{27}R^{28})=NR^{29}$,

where:

v is either 0 or 1, preferably 0, and

R^{27}, R^{28} and R^{29} are identical or different and are, independently of one another, hydrogen, (C_1-C_4)-alkyl or else cyclopropyl, cyclopentyl or cyclohexyl,
and/or

R^{27} and R^{28}, or R^{27} and R^{29}, may form together with the nitrogen atom to which they are bonded a saturated or partially unsaturated 5- to 7-membered heterocycle having up to two identical or different heteroatoms from the group of N, O and S, and

R^{30} and R^{31} are identical or different and are, independently of one another, hydrogen, (C_1-C_4)-alkyl, cyclopropyl, cyclopentyl, cyclohexyl, (C_1-C_4)-alkylsulfonyl, (C_1-C_4)-hydroxyalkyl, (C_1-C_4)-aminoalkyl, di-(C_1-C_4)-alkylamino-(C_1-C_4)-alkyl, (C_1-C_3)-alkanoyl or phenylcarbonyl,

R^3, R^4, R^5, R^6, R^7 and R^8 are identical or different and are hydrogen or (C_1-C_4)-alkyl,

and the salts, solvates and solvates of the salts thereof.

Very particular preference is given in this connection to compounds of the general formula (I)

in which

R^1 is 2-thiophene which is substituted in position 5 by a radical from the group of chlorine, bromine, methyl or trifluoromethyl,

R^2 is D-A-:

where:
the radical "A" is phenylene;
the radical "D" is a saturated 5- or 6-membered heterocycle
which is linked via a nitrogen atom to "A",
which has a carbonyl group in direct vicinity to the linking nitrogen atom, and
in which a ring carbon member may be replaced by a heteroatom from the series S, N and O;

where

the group "A" defined above may optionally be substituted once or twice in the meta position relative to the linkage to the oxazolidinone by a radical from the group of fluorine, chlorine, nitro, amino, trifluoromethyl, methyl or cyano,

R^3, R^4, R^5, R^6, R^7 and R^8 are hydrogen,

and the salts, solvates and solvates of the salts thereof.

Very particular preference is likewise given in this connection to the compound having the following formula

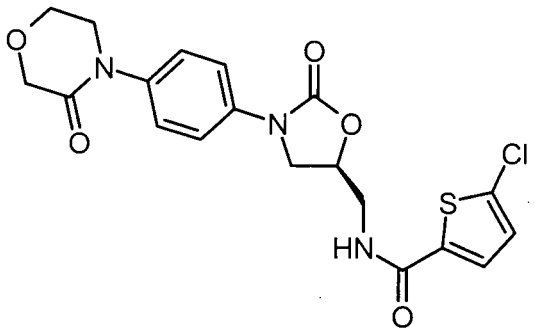

and the salts, solvates and solvates of the salts thereof.

To date, oxazolidinones have been described essentially only as antibiotics, and in a few cases also as MAO inhibitors and fibrinogen antagonists (Review: Riedl, B., Endermann, R., Exp. Opin. Ther. Patents **1999**, *9* (5), 625), and a small 5-[acylaminomethyl] group (preferably 5-[acetylaminomethyl]) appears to be essential for the antibacterial effect.

Substituted aryl- and heteroarylphenyloxazolidinones in which a monosubstituted or polysubstituted phenyl radical may be bonded to the N atom of the oxazolidinone ring and which may have in position 5 of the oxazolidinone ring an unsubstituted N-methyl-2-thiophenecarboxamide residue, and their use as substances with antibacterial activity are disclosed in the U.S. patents US 5 929 248, US 5 801 246, US 5 756 732, US 5 654 435, US 5 654 428 and US 5 565 571.

In addition, benzamidine-containing oxazolidinones are known as synthetic intermediates in the synthesis of factor Xa inhibitors or fibrinogen antagonists (WO 99/31092, EP 623615).

Compounds A) of the invention are the compounds of the formula (I) and the salts, solvates and solvates of the salts thereof, the compounds which are encompassed by formula (I) and are of the formulae mentioned hereinafter, and the salts, solvates and solvates of the salts thereof, and the compounds which are encompassed by formula (I) and are mentioned hereinafter as exemplary embodiments, and the salts, solvates and solvates of the salts thereof, in so far as the compounds encompassed by formula (I) and mentioned hereinafter are not already salts, solvates and solvates of the salts.

The compounds A) and B) of the invention may, depending on their structure, exist in stereoisomeric forms (enantiomers, diastereomers). The invention therefore encompasses the enantiomers or diastereomers and respective mixtures thereof. The stereoisomerically pure constituents can be isolated from such mixtures of enantiomers and/or diastereomers in a known manner.

Where the compounds of the invention may exist in tautomeric forms, the present invention encompasses all tautomeric forms.

Salts which are preferred for the purposes of the present invention are physiologically acceptable salts of the compounds of the invention. Also encompassed are salts which are themselves unsuitable for pharmaceutical applications but can be used for example for isolation or purification of the compounds of the invention.

Physiologically acceptable salts of the compounds of the invention include acid addition salts of mineral acids, carboxylic acids and sulfonic acids, e.g. salts of hydrochloric acid, hydrobromic acid, sulfuric acid, phosphoric acid, methanesulfonic acid, ethanesulfonic acid, toluenesulfonic acid, benzenesulfonic acid, naphthalenedisulfonic acid, acetic acid, trifluoroacetic acid, propionic acid, lactic acid, tartaric acid, malic acid, citric acid, fumaric acid, maleic acid and benzoic acid.

Physiologically acceptable salts of the compounds of the invention also include salts of conventional bases such as, by way of example and preferably, alkali metal salts (e.g. sodium and potassium salts), alkaline earth metal salts (e.g. calcium and magnesium salts) and ammonium salts derived from ammonia or organic amines having 1 to 16 C atoms, such as, by way of example and preferably, ethylamine, diethylamine, triethylamine, ethyldiisopropylamine, monoethanolamine,

diethanolamine, triethanolamine, dicyclohexylamine, dimethylaminoethanol, procaine, dibenzylamine, N-methylmorpholine, arginine, lysine, ethylenediamine and N-methylpiperidine.

Solvates refer for the purposes of the invention to those forms of the compounds of the invention which form, in the solid or liquid state, a complex by coordination with solvent molecules. Hydrates are a specific form of solvates in which the coordination takes place with water. The solvates preferred for the purposes of the present invention are hydrates.

The present invention additionally encompasses prodrugs of the compounds A) and B) of the invention. The term "prodrugs" encompasses compounds which themselves may be biologically active or inactive, but are converted during their residence time in the body into compounds of the invention (for example by metabolism or hydrolysis).

For the purposes of the present invention, the substituents have the following meaning, unless specified otherwise:

Halogen is fluorine, chlorine, bromine and iodine. Chlorine or fluorine are preferred.

(C_1-C_8)-Alkyl is a straight-chain or branched alkyl radical having 1 to 8 carbon atoms. Examples which may be mentioned are: methyl, ethyl, n-propyl, isopropyl, n-butyl, isobutyl, tert-butyl, n-pentyl and n-hexyl. The corresponding alkyl groups with fewer carbon atoms are derived analogously from this definition, such as, for example, (C_1-C_6)-alkyl and (C_1-C_4)-alkyl. It is generally true that (C_1-C_4)-alkyl is preferred.

The meaning of the corresponding constituent of other more complex substituents is also derived from this definition, such as, for example, in the case of alkylsulfonyl, hydroxyalkyl, hydroxyalkylcarbonyl, alkoxyalkyl, alkoxycarbonylalkyl, alkanoylalkyl, aminoalkyl or alkylamino-alkyl.

(C_3-C_7)-Cycloalkyl is a cyclic alkyl radical having 3 to 7 carbon atoms. Examples which may be mentioned are: cyclopropyl, cyclobutyl, cyclopentyl, cyclohexyl or cycloheptyl. The corresponding cycloalkyl groups with fewer carbon atoms are derived analogously from this definition, such as, for example, (C_3-C_5)-cycloalkyl. Cyclopropyl, cyclopentyl and cyclohexyl are preferred.

The meaning of the corresponding constituent of other more complex substituents such as, for example, cycloalkanoyl is also derived from this definition.

$(C_2$-$C_6)$-Alkenyl is a straight-chain or branched alkenyl radical having 2 to 6 carbon atoms. A straight-chain or branched alkenyl radical having 2 to 4 carbon atoms is preferred. Examples which may be mentioned are: vinyl, allyl, isopropenyl and n-but-2-en-1-yl.

$(C_1$-$C_8)$-Alkoxy is a straight-chain or branched alkoxy radical having 1 to 8 carbon atoms. Examples which may be mentioned are: methoxy, ethoxy, n-propoxy, isopropoxy, n-butoxy, isobutoxy, tert-butoxy, n-pentoxy, n-hexoxy, n-heptoxy and n-octoxy. The corresponding alkoxy groups with fewer carbon atoms are derived analogously from this definition, such as, for example, $(C_1$-$C_6)$-alkoxy and $(C_1$-$C_4)$-alkoxy. It is generally true that $(C_1$-$C_4)$-alkoxy is preferred.

The meaning of the corresponding constituent of other more complex substituents such as, for example, alkoxyalkyl, alkoxycarbonylalkyl and alkoxycarbonyl is also derived from this definition.

Mono- or di-$(C_1$-$C_4)$-alkylaminocarbonyl is an amino group which is linked via a carbonyl group and which has a straight-chain or branched or two identical or different straight-chain or branched alkyl substituents each having 1 to 4 carbon atoms. Examples which may be mentioned are: methylamino, ethylamino, n-propylamino, isopropylamino, t-butylamino, *N,N*-dimethylamino, *N,N*-diethylamino, *N*-ethyl-*N*-methylamino, *N*-methyl-*N*-n-propylamino, *N*-isopropyl-*N*-n-propylamino and *N*-t-butyl-*N*-methylamino.

$(C_1$-$C_6)$-Alkanoyl is a straight-chain or branched alkyl radical having 1 to 6 carbon atoms which has a double-bonded oxygen atom in position 1 and is linked via position 1. Examples which may be mentioned are: formyl, acetyl, propionyl, n-butyryl, i-butyryl, pivaloyl, n-hexanoyl. The corresponding alkanoyl groups with fewer carbon atoms are derived analogously from this definition, such as, for example, $(C_1$-$C_5)$-alkanoyl, $(C_1$-$C_4)$-alkanoyl and $(C_1$-$C_3)$-alkanoyl. It is generally true that $(C_1$-$C_3)$-alkanoyl is preferred.

The meaning of the corresponding constituent of other more complex substituents such as, for example, cycloalkanoyl and alkanoylalkyl is also derived from this definition.

$(C_3$-$C_7)$-Cycloalkanoyl is a cycloalkyl radical as defined above which has 3 to 7 carbon atoms and which is linked via a carbonyl group.

$(C_1$-$C_6)$-Alkanoyloxymethyloxy is a straight-chain or branched alkanoyloxymethyloxy radical having 1 to 6 carbon atoms. Examples which may be mentioned are: acetoxymethyloxy,

propionoxymethyloxy, n-butyroxymethyloxy, i-butyroxymethyloxy, pivaloyloxymethyloxy, n-hexanoyloxymethyloxy. The corresponding alkanoyloxymethyloxy groups with fewer carbon atoms, such as, for example, (C_1-C_3)-alkanoyloxymethyloxy, are derived analogously from this definition. It is generally true that (C_1-C_3)-alkanoyloxymethyloxy is preferred.

(C_6-C_{14})-Aryl is an aromatic radical having 6 to 14 carbon atoms. Examples which may be mentioned are: phenyl, naphthyl, phenanthrenyl and anthracenyl. The corresponding aryl groups with fewer carbon atoms, such as, for example, (C_6-C_{10})-aryl, are derived analogously from this definition. It is generally true that (C_6-C_{10})-aryl is preferred.

The meaning of the corresponding constituent of other more complex substituents such as, for example, arylcarbonyl is also derived from this definition.

(C_5-C_{10})-Heteroaryl or a 5- to 10-membered aromatic heterocycle having up to 3 heteroatoms and/or hetero chain members from the series S, O, N and/or NO (N-oxide) is a mono- or bicyclic heteroaromatic system which is linked via a ring carbon atom of the heteroaromatic system, optionally also via a ring nitrogen atom of the heteroaromatic system. Examples which may be mentioned are: pyridyl, pyridyl N-oxide, pyrimidyl, pyridazinyl, pyrazinyl, thienyl, furyl, pyrrolyl, pyrazolyl, imidazolyl, thiazolyl, oxazolyl or isoxazolyl, indolizinyl, indolyl, benzo[b]thienyl, benzo[b]furyl, indazolyl, quinolyl, isoquinolyl, naphthyridinyl, quinazolinyl. The corresponding heterocycles with a smaller ring size such as, for example, 5- or 6-membered aromatic heterocycles are derived analogously from this definition. It is generally true that 5- or 6-membered aromatic heterocycles such as, for example, pyridyl, pyridyl N-oxide, pyrimidyl, pyridazinyl, furyl and thienyl are preferred.

The meaning of the corresponding constituent of other more complex substituents such as, for example, (C_5-C_{10})-heteroarylcarbonyl is also derived from this definition.

A 3- to 9-membered saturated or partially unsaturated, mono- or bicyclic, optionally benzo-fused heterocycle having up to 3 heteroatoms and/or hetero chain members from the series S, SO, SO_2, N, NO (N-oxide) and/or O is a heterocycle which may comprise one or more double bonds, which may be mono- or bicyclic, in which a benzene ring may be fused to two adjacent ring carbon atoms, and which is linked via a ring carbon atom or a ring nitrogen atom. Examples which may be mentioned are: tetrahydrofuryl, pyrrolidinyl, pyrrolinyl, piperidinyl, 1,2-dihydropyridinyl, 1,4-

dihydropyridinyl, piperazinyl, morpholinyl, morpholinyl N-oxide, thiomorpholinyl, azepinyl, 1,4-diazepinyl and cyclohexyl. Piperidinyl, morpholinyl and pyrrolidinyl are preferred.

The corresponding cyclic systems with a smaller ring size, such as, for example, 5- to 7-membered cyclic systems, are derived analogously from this definition.

The compounds of the formula (I) can be prepared by either, in a process alternative,

[A] reacting compounds of the general formula (II)

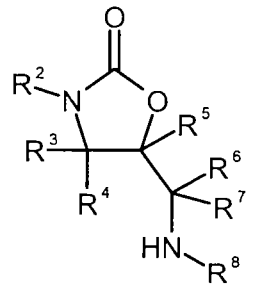

(II),

in which

the radicals R^2, R^3, R^4, R^5, R^6, R^7 and R^8 have the meanings indicated above,

with carboxylic acids of the general formula (III)

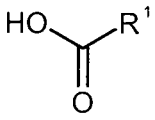

(III),

in which

the radical R^1 has the meaning indicated above,

or else with the corresponding carbonyl halides, preferably carbonyl chlorides, or else with the corresponding symmetrical or mixed carboxylic anhydrides of the carboxylic acids of the general formula (III) defined above

in inert solvents, where appropriate in the presence of an activating or coupling reagent and/or of a base, to give compounds of the general formula (I)

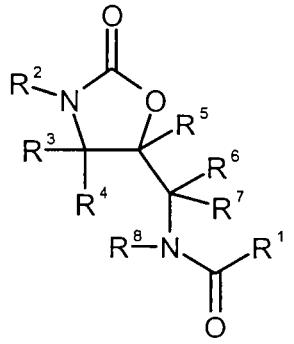

(I),

in which

the radicals R^1, R^2, R^3, R^4, R^5, R^6, R^7 and R^8 have the meanings indicated above,

or else in a process alternative

[B] converting compounds of the general formula (IV)

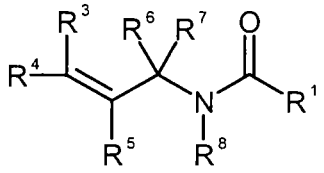

(IV),

in which

the radicals R^1, R^3, R^4, R^5, R^6, R^7 and R^8 have the meanings indicated above,

with a suitable selective oxidizing agent in an inert solvent into the corresponding epoxide of the general formula (V)

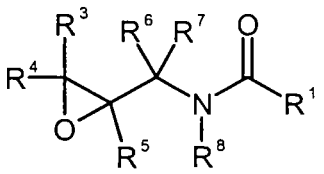

(V),

in which

the radicals R^1, R^3, R^4, R^5, R^6, R^7 and R^8 have the meanings indicated above,

and are reacted in an inert solvent, where appropriate in the presence of a catalyst, with an amine of the general formula (VI)

$$R^2 - NH_2 \qquad \text{(VI)},$$

in which

the radical R^2 has the meaning indicated above,

initially preparing the compounds of the general formula (VII)

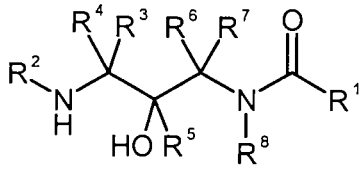

(VII),

in which

the radicals R^1, R^2, R^3, R^4, R^5, R^6, R^7 and R^8 have the meanings indicated above,

and

subsequently cyclizing in an inert solvent in the presence of phosgene or phosgene equivalents such as, for example, carbonyldiimidazole (CDI) to the compounds of the general formula (I)

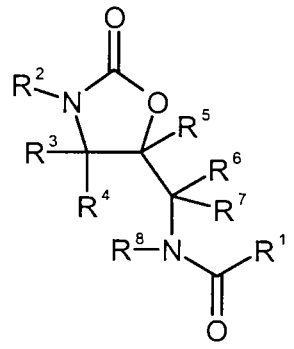

(I)

in which

the radicals R^1, R^2, R^3, R^4, R^5, R^6, R^7 and R^8 have the meanings indicated above,

where, both for process alternative [A] and for process alternative [B] in the case where R^2 has a 3- to 7-membered saturated or partially unsaturated cyclic hydrocarbon radical having one or more identical or different heteroatoms from the group of N and S, it is possible for an oxidation with a selective oxidizing agent to the corresponding sulfone, sulfoxide or N-oxide to follow,

and/or

where, both for process alternative [A] and for process alternative [B] in the case where the compound prepared in this way has a cyano group in the molecule, it is possible for an amidination of this cyano group by conventional methods to follow,

and/or

where, both for process alternative [A] and for process alternative [B] in the case where the compound prepared in this way has a BOC amino protective group in the molecule, it is possible for an elimination of this BOC amino protective group by conventional methods to follow,

and/or

where, both for process alternative [A] and for process alternative [B] in the case where the compound prepared in this way has an aniline or benzylamine residue in the molecule,

it is possible for a reaction of this amino group with various reagents such as carboxylic acids, carboxylic anhydrides, carbonyl chlorides, isocyanates, sulfonyl chlorides or alkyl halides to give the corresponding derivatives to follow,

and/or

where, both for process alternative [A] and for process alternative [B] in the case where the compound prepared in this way has a phenyl ring in the molecule, it is possible for a reaction with chlorosulfonic acid and subsequent reaction with amines to give the corresponding sulfonamides to follow.

The processes can be illustrated by way of example by the following formula diagrams:

[A]

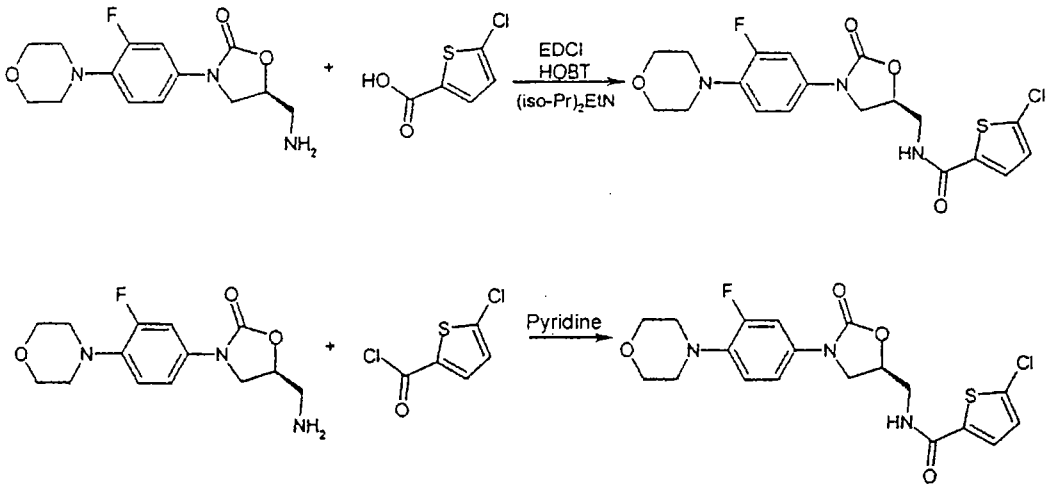

[B]

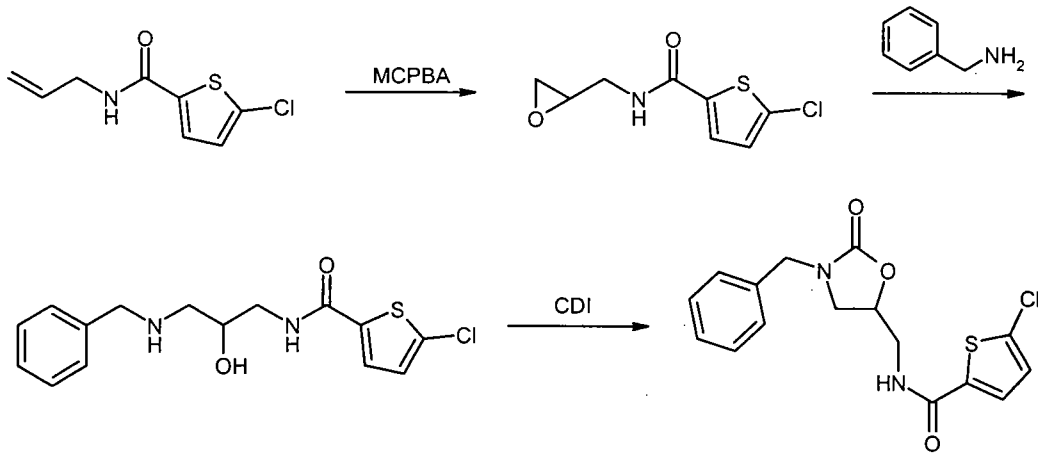

The oxidation step described above, which takes place where appropriate, can be illustrated by way of example by the following formula diagrams:

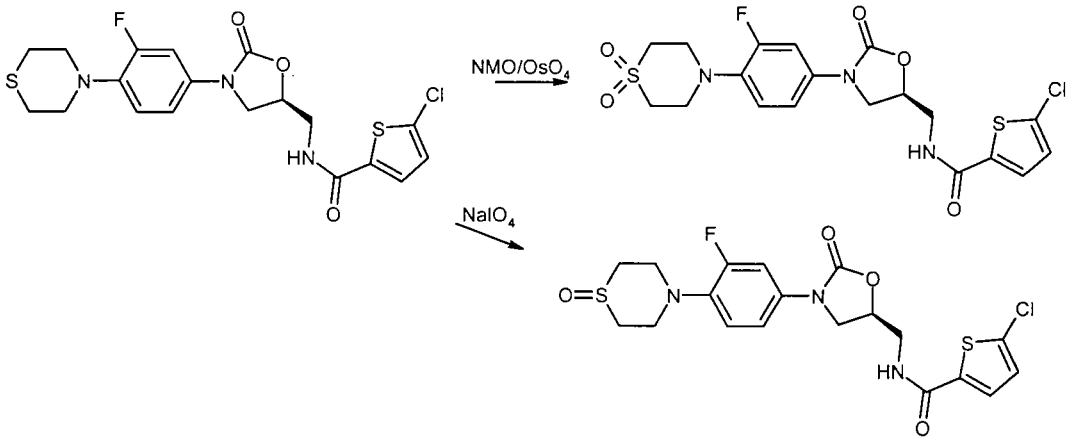

Solvents suitable for the processes described above are in these cases organic solvents which are inert under the reaction conditions. These include halohydrocarbons such as dichloromethane, trichloromethane, tetrachloromethane, 1,2-dichloroethane, trichloroethane, tetrachloroethane, 1,2-dichloroethylene or trichloroethylene, ethers such as diethyl ether, dioxane, tetrahydrofuran, glycol dimethyl ether or diethylene glycol dimethyl ether, alcohols such as methanol, ethanol, n-propanol, isopropanol, n-butanol or tert-butanol, hydrocarbons such as benzene, xylene, toluene, hexane or cyclohexane, dimethylformamide, dimethyl sulfoxide, acetonitrile, pyridine, hexamethylphosphoric triamide or water.

It is likewise possible to employ solvent mixtures composed of the aforementioned solvents.

Activating or coupling reagents suitable for the processes described above are in these cases the reagents normally used for these purposes, for example *N'*-(3-dimethylaminopropyl)-*N*-ethylcarbodiimide • HCl, *N,N'*-dicyclohexylcarbodiimide, 1-hydroxy-1H-benzotriazole • H_2O and the like.

Suitable bases are the usual inorganic or organic bases. These preferably include alkali metal hydroxides such as, for example, sodium or potassium hydroxide or alkali metal carbonates such as sodium or potassium carbonate or sodium or potassium methanolate or sodium or potassium ethanolate or potassium tert-butoxide or amides such as sodamide, lithium bis-(trimethylsilyl)amide or lithium diisopropylamide or amines such as triethylamine, diisopropylethylamine, diisopropylamine, 4-*N,N*-dimethylaminopyridine or pyridine.

The base can be employed in these cases in an amount of from 1 to 5 mol, preferably from 1 to 2 mol, based on 1 mol of the compounds of the general formula (II).

The reactions generally take place in a temperature range from –78°C to the reflux temperature, preferably in the range from 0°C to the reflux temperature.

The reactions can be carried out under atmospheric, elevated or reduced pressure (e.g. in the range from 0.5 to 5 bar), generally under atmospheric pressure.

Suitable selective oxidizing agents both for preparing epoxides and for the oxidation which is optionally carred out to the sulfone, sulfoxide or N-oxide are, for example, m-chloroperbenzoic acid (MCPBA), sodium metaperiodate, N-methylmorpholine N-oxide (NMO), monoperoxyphthalic acid or osmium tetroxide.

The conditions used for preparing the epoxides are those customary for these preparations.

For detailed conditions for the process of oxidation, which is carried out where appropriate, to the sulfone, sulfoxide or N-oxide, reference may be made to the following literature: M. R. Barbachyn et al., J. Med. Chem. **1996**, *39*, 680 and WO 97/10223.

Reference is further made to Examples 14 to 16 detailed in the experimental part.

The amidination which is carried out where appropriate takes place under the usual conditions. For further details, reference may be made to Examples 31 to 35 and 140 to 147.

The compounds of the formulae (II), (III), (IV) and (VI) are known per se to the skilled worker or can be prepared by conventional methods. For oxazolidinones, in particular the 5-(aminomethyl)-2-oxooxazolidines required, cf. WO 98/01446; WO 93/23384; WO 97/03072; J. A. Tucker et al., J. Med. Chem. **1998**, *41*, 3727; S. J. Brickner et al., J. Med. Chem. **1996**, *39*, 673; W. A. Gregory et al., J. Med. Chem. **1989**, *32*, 1673.

A preferred compound A) of the formula (I) for use in combinations is 5-chloro-*N*-({(5*S*)-2-oxo-3-[4-(3-oxo-4-morpholinyl)phenyl]-1,3-oxazolidin-5-yl}methyl)-2-thiophenecarboxamide, the compound of Example 44.

The combinations of the invention are particularly suitable for the prevention or treatment of cardiogenic thromboembolisms and the prevention, reduction or termination of arrhythmias.

Suitable antiarrhythmics of the combination of the invention included for example are antiarrhythmics of class I, II, III and IV. An example which may be mentioned of a suitable combination active ingredient of antiarrhythmics with class I effect is: propafenone. Examples which may be mentioned of suitable combination active ingredients of antiarrhythmics with class II effect are: ß-adrenoreceptor antagonists such as atenolol, timolol, metoprolol, acebutolol, propranolol, oxprenolol, bupranolol, carteolol, celiprolol, mepindolol, nadolol, penbutolol, pindolol. Examples which may be mentioned of suitable combination active ingredients of antiarrhythmics with class III effect are: sotalol, amiodarone, dofetelide, azimilide, ibutalide. Examples which may be mentioned of suitable combination active ingredients of antiarrhythmics with class IV effect are: calcium channel blockers such as verapamil, gallopamil, diltiazem.

Additionally suitable as combination active ingredients B) are substances having antiarrhythmic activity but not corresponding to this classification, especially adenosine A1 agonists, for example the adenosine analogous A1 agonists such as tecadenoson and selodenoson (Trial to Evaluate the Management of Paroxysmal Supraventricular Tachycardia During an Electrophysiology Study With Tecadenoson, K. A. Ellenbogen et al. for the TEMPEST Study Group, Circulation **2005**, *111*, 3202-3208; L. Yan et al., Adenosine receptor agonists: from basic medicinal chemistry to clinical development, Expert Opinion on Emerging Drugs, November **2003**, Vol. 8, No. 2, Pages 537-576). Particular preference is given to the orally available non-adenosine analogous substances which are described in WO 02/25210, WO 02/070520, WO 02/070484, WO 02/070485, WO 02/079196, WO 02/079195, WO 03/008384 and WO 03/053441, the disclosure of which is thereby incorporated by reference. Very particular preference is given to 2-amino-6-({[2-(4-chlorophenyl)-1,3-thiazol-4-yl]methyl}sulfanyl)-4-[4-(2-hydroxyethoxy)phenyl]-3,5-pyridinedicarbonitrile (WO 03/053441, Example 6) of the formula

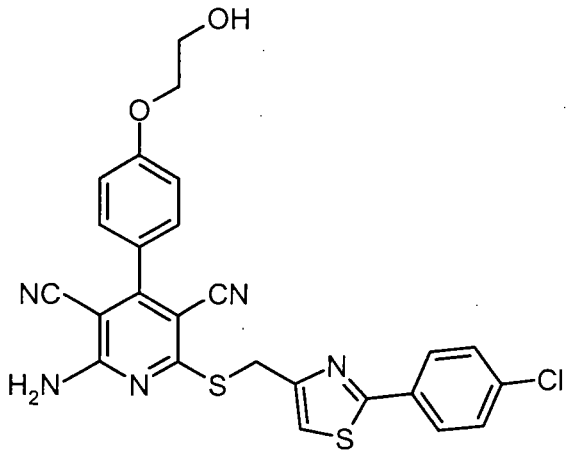

and the salts, solvates and solvates of the salts thereof.

The individual combination active ingredients B) are known from the literature and some are commercially available. They can where appropriate, just like the oxazolidinones of the formula (I), be employed in subtherapeutically effective doses.

In a particularly preferred embodiment of the invention, the combination comprises

A) the compound 5-chloro-*N*-({(5*S*)-2-oxo-3-[4-(3-oxo-4-morpholinyl)phenyl]-1,3-oxazolidin-5-yl}methyl)-2-thiophenecarboxamide of the formula

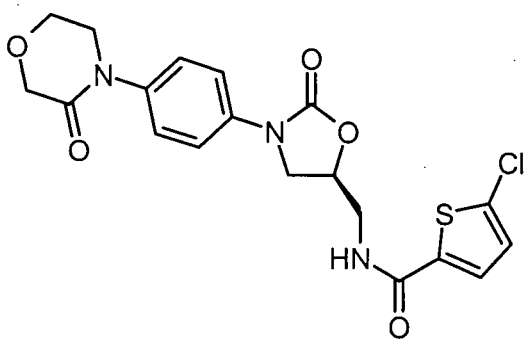

or one of the salts, solvates and solvates of the salts thereof, and

B) the compound 2-amino-6-({[2-(4-chlorophenyl)-1,3-thiazol-4-yl]methyl}sulfanyl)-4-[4-(2-hydroxyethoxy)phenyl]-3,5-pyridinedicarbonitrile of the formula

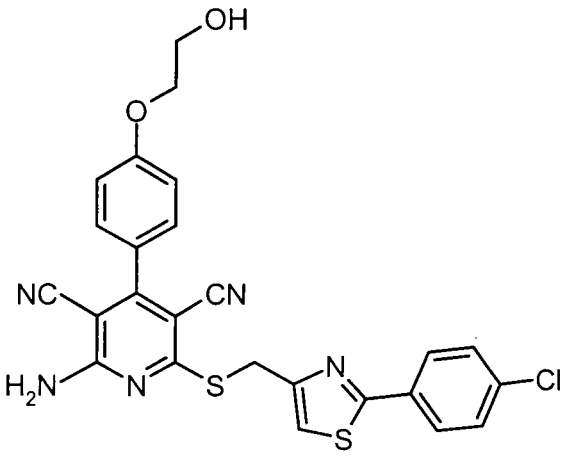

or one of the salts, solvates and solvates of the salts thereof.

All usual administration forms are suitable for administering the combinations of the invention. Administration preferably takes place orally, lingually, sublingually, buccally, rectally, topically or parenterally (i.e. avoiding the intestinal tract, i.e. intravenous, intraarterial, intracardiac, intracutaneous, subcutaneous, transdermal, intraperitoneal or intramuscular).

The present invention includes pharmaceutical preparations which, besides non-toxic, inert pharmaceutically suitable excipients and/or carriers, comprise one or more combinations of the invention or which consist of a combination of the invention, and processes for producing these preparations.

The combinations of the invention are intended to be present in the abovementioned pharmaceutical preparations in a concentration of about 0.1 to 99.5, preferably about 0.5 to 95, % by weight of the complete mixture.

The abovementioned pharmaceutical preparations may, besides the combinations of the invention, also comprise further active pharmaceutical ingredients.

The abovementioned pharmaceutical preparations can be produced in a conventional way by known methods, e.g. by mixing the active ingredient or active ingredients with the carrier(s).

It has generally proved advantageous to administer the combinations of the invention in total amounts of about 0.001 to 100 mg/kg, preferably about 0.01 to 100 mg/kg, in particular about 0.1 to 10 mg/kg, of body weight every 24 hours, where appropriate in the form of a plurality of single doses, to achieve the desired results.

It may nevertheless be necessary where appropriate to depart from the aforementioned amounts, in particular depending on the body weight, on the nature of the administration route, the type and severity of the disorder, on the individual behavior toward the medicament, on the nature of the formulation and on the time or interval over which administration takes place. Thus, it may be sufficient in some cases to make do with less than the aforementioned minimum amount, whereas in other cases the upper limit mentioned must be exceeded. It may be advisable, for example when relatively large amounts are administered, to distribute these over the day, in particular either in a plurality of single doses or as continuous infusion.

The invention therefore further relates to the combinations defined above for the prophylaxis and/or treatment of disorders.

The invention further relates to medicaments comprising at least one of the combinations defined above and, where appropriate, further active pharmaceutical ingredients.

The invention further relates to the use of the combinations of the invention for the manufacture of medicaments for the prophylaxis and/or treatment of the disorders described above, preferably of thromboembolic disorders and/or thromboembolic complications.

The "thromboembolic disorders" include in the context of the present invention in particular disorders such as myocardial infarction with ST segment elevation (STEMI) and without ST segment elevation (non-STEMI), stable angina pectoris, unstable angina pectoris, reocclusions and restenoses following coronary interventions such as angioplasty or aortocoronary bypass, peripheral arterial occlusive diseases, pulmonary embolisms, deep vein thromboses and renal vein thromboses, transient ischemic attacks, and thrombotic and thromboembolic stroke.

The combinations of the invention are therefore suitable also for the prevention and treatment of cardiogenic thromboembolisms such as, for example, cerebral ischemias, stroke and systemic thromboembolism and ischemias, in patients with acute, intermittent or persistent cardiac arrhythmias such as, for example, atrial fibrillation, and those undergoing cardioversion, also in patients with heart valve diseases or with artificial heart valves. The combinations of the invention are additionally suitable for the treatment of disseminated intravascular coagulation (DIC).

Thromboembolic complications also occur in association with microangiopathic hemolytic anemia, extracorporeal circulations, such as hemodialysis, and heart valve prostheses.

The percentage data in the following examples are based in each case on weight; parts are parts by weight.

Examples

A Assessment of the physiological activity

1. Physiological activity of compounds of the formula (I)

The compounds of the formula (I) act in particular as selective inhibitors of coagulation factor Xa and do not inhibit, or also inhibit only at distinctly higher concentrations, other serine proteases such as thrombin, plasmin or trypsin.

Inhibitors of coagulation factor Xa are referred to as "selective" when their IC_{50} values for factor Xa inhibition are 100-fold, preferably 500-fold, in particular 1000-fold, smaller than the IC_{50} values for the inhibition of other serine proteases, in particular thrombin, plasmin and trypsin, reference being made concerning the test methods for the selectivity to the test methods of Examples A-1) a.1) and a.2) described below.

The particularly advantageous biological properties of the compounds of the formula (I) can be ascertained by the following methods.

a) Test description (in vitro)

a.1) Measurement of factor Xa inhibition

The enzymatic activity of human factor Xa (FXa) was measured via the conversion of an FXa-specific chromogenic substrate. In this case, factor Xa eliminates p-nitroaniline from the chromogenic substrate. The determinations were carried out in microtiter plates as follows.

The test substances were dissolved in various concentrations in DMSO and incubated with human FXa (0.5 nmol/l dissolved in 50 mmol/l tris buffer [C,C,C-tris(hydroxymethyl)-aminomethane], 150 mmol/l NaCl, 0.1% BSA (bovine serum albumine), pH = 8,3) at 25°C for 10 minutes. Pure DMSO serves as control. The chromogenic substrate (150 µmol/l Pefachrome® FXa from Pentapharm) was then added. After incubation at 25°C for 20 minutes, the extinction at 405 nm was determined. The extinctions of the test mixtures with test substance were compared with the control mixtures without test substance, and the IC_{50} values were calculated therefrom.

a.2) Selectivity determination

Selective FXa inhibition was demonstrated by investigating the inhibition by the test substances of other human serine proteases such as thrombin, trypsin and plasmin. The enzymatic activity of thrombin (75 mU/ml), trypsin (500 mU/ml) and plasmin (3.2 nmol/l) was determined by dissolving these enzymes in tris buffer (100 mmol/l, 20 mmol/l $CaCl_2$, pH = 8.0) and incubating with test substance or solvent for 10 minutes. The enzymatic reaction was then started by adding the appropriate specific chromogenic substrates (Chromozym Thrombin® from Boehringer Mannheim, Chromozym Trypsin® from Boehringer Mannheim, Chromozym Plasmin® from Boehringer Mannheim), and the extinction was determined at 405 nm after 20 minutes. All determinations were carried out at 37°C. The extinctions of the test mixtures with test substance were compared with the control samples without test substance, and the IC_{50} values were calculated therefrom.

a.3) Determination of the anticoagulant effect

The anticoagulant effect of the test substances was determined in vitro in human plasma. For this purpose, human blood was collected in a 0.11 molar sodium citrate solution in a sodium citrate/blood mixing ratio of 1/9. The blood was thoroughly mixed immediately after collection and centrifuged at about 2000 g for 10 minutes. The supernatant was removed by pipette. The prothrombin time (PT, synonym: Quick's test) was determined in the presence of varying concentrations of test substance or the appropriate solvent using a commercially available test kit (Neoplastin® from Boehringer Mannheim). The test compounds were incubated with the plasma at 37°C for 10 minutes. Coagulation was then induced by adding thromboplastin, and the time of onset of coagulation was determined. The concentration of test substance which brings about a doubling of the prothrombin time was found.

b) Determination of the antithrombotic effect (in vivo)

b.1) Arteriovenous shunt model (rat)

Fasting male rats (strain: HSD CPB:WU) weighing 200-250 g were anesthetized with a Rompun/Ketavet solution (12 mg/kg/50 mg/kg). Thrombus formation was induced in an arteriovenous shunt by a method based on that described by Christopher N. Berry et al., Br. J. Pharmacol. (**1994**), 113, 1209-1214. For this purpose, the left jugular vein and the right carotid

artery were exposed. An extracorporeal shunt was formed between the two vessels using a 10 cm-long polyethylene tube (PE 60). This polyethylene tube was secured in the middle by tying in a further 3 cm-long polyethylene tube (PE 160) which contained a roughened nylon thread forming a loop to produce a thrombogenic surface. The extracorporeal circulation was maintained for 15 minutes. The shunt was then removed and the nylon thread with the thrombus was immediately weighed. The blank weight of the nylon thread had been found before the start of the experiment. The test substances were administered either intravenously through the tail vein or orally by gavage to conscious animals before setting up the extracorporeal circulation. The results are shown in Table 1:

Table 1: Antithrombotic effect in the arteriovenous shunt model (rat) after oral or intravenous administration

Example	**ED_{50} [mg/kg] p.o.**	**ED_{50} [mg/kg] i.v.**
1		10
17		6
44	3	
95		3
114		3
115		3
123	3	
162		3

b.2) Arterial thrombosis model (rat)

Fasting male rats (strain: HSD CPB: WU) were anesthetized as described above. The rats had an average weight of about 200 g. The left carotid artery was exposed (about 2 cm). Formation of an arterial thrombus was induced by mechanical injury to the vessel by a method based on that described by K. Meng et al., Naunyn-Schmiedeberg's Arch. Pharmacol. (**1977**), 301, 115-119. For this purpose, the exposed carotid artery was clamped off from the blood flow, cooled to –12°C in a metal channel for 2 minutes and, to standardize the thrombus size, simultaneously compressed with a weight of 200 g. The blood flow was then additionally reduced by a clip placed around the carotid artery distal from the injured section of vessel. The proximal clamp was removed, and the wound was closed and reopened after 4 hours in order to remove the injured section of vessel. The section of vessel was opened longitudinally and the thrombus was removed from the injured

section of vessel. The wet weight of the thrombi was measured immediately. The test substances were administered either intravenously via the tail vein or orally by gavage to conscious animals at the start of the experiment.

b.3) Venous thrombosis model (rat)

Fasting male rats (strain: HSD CPB: WU) were anesthetized as described above. The rats had an average weight of about 200 g. The left jugular vein was exposed (about 2 cm). Formation of a venous thrombus was induced by mechanical injury to the vessel by a method based on that described by K. Meng et al., Naunyn-Schmiedeberg's Arch. Pharmacol. (**1977**), 301, 115-119. For this purpose, the exposed jugular vein was clamped off from the blood flow, cooled to –12°C in a metal channel for 2 minutes and, to standardize the thrombus size, simultaneously compressed with a weight of 200 g. The blood flow was reopened and the wound was closed. After 4 hours, the wound was reopened in order to remove the thrombi from the injured sections of vessels. The wet weight of the thrombi was measured immediately. The test substances were administered either intravenously via the tail vein or orally by gavage to conscious animals at the start of the experiment.

B Preparation examples

Starting compounds

The preparation of 3-morpholinone is described in US 5 349 045.

The preparation of N-(2,3-epoxypropyl)phthalimide is described in J.-W. Chern et al. Tetrahedron Lett. **1998**,*39*,8483.

The substituted anilines can be obtained by reacting, for example, 4-fluoronitrobenzene, 2,4-difluoronitrobenzene or 4-chloronitrobenzene with the appropriate amines or amides in the presence of a base. This can also take place with use of Pd catalysts such as $Pd(OAc)_2$/DPPF/NaOt-Bu (Tetrahedron Lett. **1999**,*40*,2035) or copper (Renger, Synthesis **1985**,856; Aebischer et al., Heterocycles **1998**,*48*,2225). Haloaromatic compounds without a nitro group can initially be converted into the corresponding amides in exactly the same way in order to be subsequently nitrated in position 4 (US3279880).

I. 4-(4-Morpholin-3-onyl)nitrobenzene

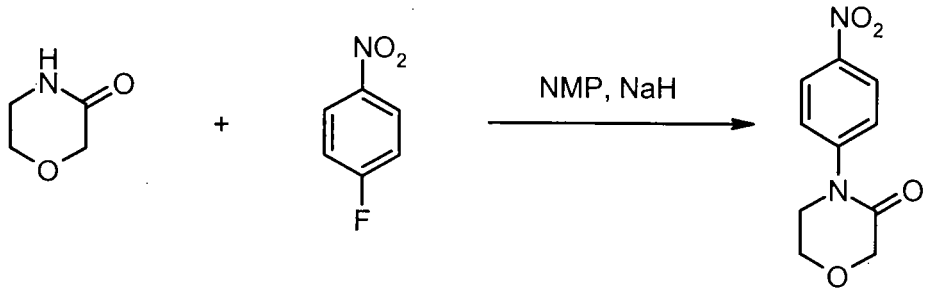

2 mol (202 g) of morpholin-3-one (E. Pfeil, U. Harder, Angew. Chem. 79, **1967**, 188) are dissolved in 2 l of N-methylpyrrolidone (NMP). 88 g (2.2 mol) of sodium hydride (60% in paraffin) are then added in portions over a period of 2 h. After hydrogen evolution ceases, 282 g (2 mol) of 4-fluoronitrobenzene are added dropwise while cooling at room temperature over the course of 1 h, and the reaction mixture is then stirred overnight. Subsequently, 1.7 l of the liquid volume are distilled out at 12 mbar and 76°C, the residue is poured into 2 l of water, and this mixture is extracted twice with 1 l of ethyl acetate each time. The combined organic phases are washed with water and then dried over sodium sulfate, and the solvent is distilled off in vacuo. Purification takes place by chromatography on silica gel with hexane/ethyl acetate (1:1) and subsequent

crystallization from ethyl acetate. The product is obtained as 78 g of a colorless to brownish solid in 17.6% of theory.

^{1}H-NMR (300 MHz, $CDCl_3$): 3.86 (m, 2 H, CH_2CH_2), 4.08 (m, 2 H, CH_2CH_2), 4.49 (s, 2 H, CH_2CO), 7.61 (d, 2 H, ^3J=8.95 Hz, CHCH), 8.28 (d, 2 H, ^3J=8.95 Hz, CHCH)

MS (r.I.%) = 222 (74, M^+), 193 (100), 164 (28), 150 (21), 136 (61), 117 (22), 106 (24), 90 (37), 76 (38), 63 (32), 50 (25)

The following compounds were synthesized analogously:

3-fluoro-4-(4-morpholin-3-onyl)nitrobenzene

4-(N-piperidonyl)nitrobenzene

3-fluoro-4-(N-piperidonyl)nitrobenzene

4-(N-pyrrolidonyl)nitrobenzene

3-fluoro-4-(N-pyrrolidonyl)nitrobenzene

II. 4-(4-Morpholin-3-onyl)aniline

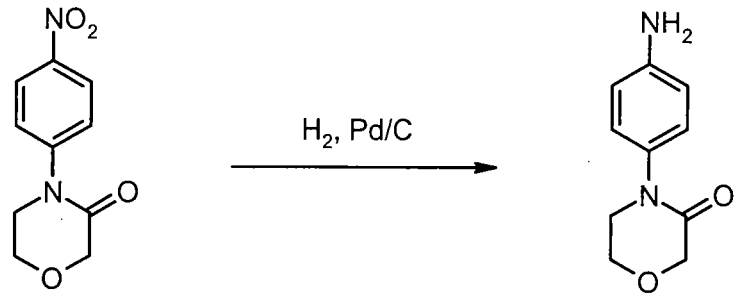

63 g (0.275 mol) of 4-(4-morpholin-3-onyl)nitrobenzene are dissolved in 200 ml of tetrahydrofuran in an autoclave, 3.1 g of Pd/C (5%) are added, and the mixture is hydrogenated under a hydrogen pressure of 50 bar at 70°C for 8 h. After filtration of the catalyst, the solvent is distilled out in vacuo and the product is purified by crystallization from ethyl acetate. The product is obtained as 20 g of a colorless to blueish solid in 37.6% of theory.

Purification can also take place by chromatography on silica gel with hexane/ethyl acetate.

^{1}H-NMR (300 MHz, $CDCl_3$): 3.67 (m, 2 H, CH_2CH_2), 3.99 (m, 2 H, CH_2CH_2), 4.27 (s, 2 H, CH_2CO), 6.68 (d, 2 H, ^3J=8.71 Hz, CHCH), 7.03 (d, 2 H, ^3J=8.71 Hz, CHCH)

MS (r.I.%) = 192 (100, M^+), 163 (48), 133 (26), 119 (76), 106 (49), 92 (38), 67 (27), 65 (45), 52 (22), 28 (22)

The following compounds were synthesized analogously:

3-fluoro-4-(4-morpholin-3-onyl)aniline

4-(N-piperidonyl)aniline

3-fluoro-4-(N-piperidonyl)aniline

4-(N-pyrrolidonyl)aniline

3-fluoro-4-(N-pyrrolidonyl)aniline

General method for preparing 4-substituted anilines by reacting 1-fluoro-4-nitrobenzenes and 1-chloro-4-nitrobenzenes with primary or secondary amines and subsequent reduction

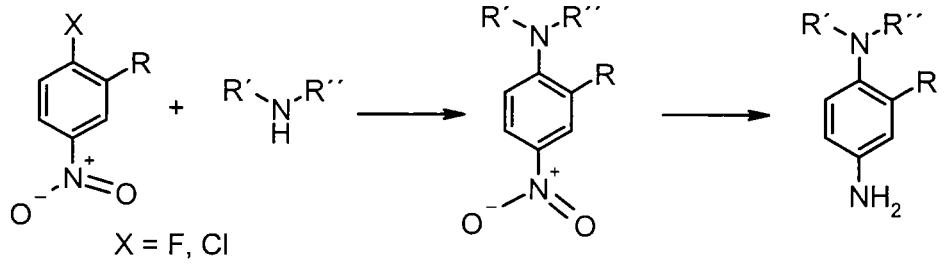

Equimolar amounts of the fluoronitrobenzene or chloronitrobenzene and of the amine are dissolved in dimethyl sulfoxide or acetonitrile (0.1 M to 1 M solution) and stirred at 100°C overnight. After cooling to RT, the reaction mixture is diluted with ether and washed with water. The organic phase is dried over $MgSO_4$, filtered and concentrated. If a precipitate is obtained in the reaction mixture, it is filtered off and washed with ether or acetonitrile. If product is also to be found in the mother liquor, this is worked up with ether and water as described. The crude products can be purified by chromatography on silica gel (dichloromethane/cyclohexane and dichloromethane/ethanol mixtures).

For the subsequent reduction, the nitro compound is dissolved in methanol, ethanol or ethanol/dichloromethane mixtures (0.01 M to 0.5 M solution), mixed with palladium on carbon (10%) and stirred under hydrogen of atmospheric pressure overnight. This is followed by filtration and concentration. The crude product can be purified by chromatography on silica gel (dichloromethane/ethanol mixtures) or preparative reversed-phase HPLC (acetonitrile/water mixtures).

Alternatively, iron powder can also be used as reducing agent. For this purpose, the nitro compound is dissolved in acetic acid (0.1 M to 0.5 M solution) and, at 90°C, six equivalents of iron powder and water (0.3 to 0.5 times the volume of acetic acid) are added in portions over the course of 10-15 min. After a further 30 min at 90°C, the mixture is filtered and the filtrate is

concentrated. The residue is worked up by extraction with ethyl acetate and 2N sodium hydroxide solution. The organic phase is dried over magnesium sulfate, filtered and concentrated. The crude product can be purified by chromatography on silica gel (dichloromethane/ethanol mixtures) or preparative reversed-phase HPLC (acetonitrile/water mixtures).

The following starting compounds were prepared in an analogous manner:

III-1. Tert-butyl 1-(4-aminophenyl)-L-prolinate

MS (ESI): m/z (%) = 304 (M+H+MeCN, 100), 263 (M+H, 20);

HPLC (method 4): rt = 2.79 min.

III-2. 1-(4-Aminophenyl)-3-piperidinecarboxamide

MS (ESI): m/z (%) = 220 (M+H, 100);

HPLC (method 4): rt = 0.59 min.

III-3. 1-(4-Aminophenyl)-4-piperidinecarboxamide

MS (ESI): m/z (%) = 220 (M+H, 100);

HPLC (method 4): rt = 0.57 min.

III-4. 1-(4-Aminophenyl)-4-piperidinone

MS (ESI): m/z (%) = 191 (M+H, 100);

HPLC (method 4): rt = 0.64 min.

III-5. 1-(4-Aminophenyl)-L-prolinamide

MS (ESI): m/z (%) = 206 (M+H, 100);

HPLC (method 4): rt = 0.72 min.

III-6. [1-(4-Aminophenyl)-3-piperidinyl]methanol

MS (ESI): m/z (%) = 207 (M+H, 100);

HPLC (method 4): rt = 0.60 min.

III-7. [1-(4-Aminophenyl)-2-piperidinyl]methanol

MS (ESI): m/z (%) = 207 (M+H, 100);

HPLC (method 4): rt = 0.59 min.

III-8. Ethyl 1-(4-aminophenyl)-2-piperidinecarboxylate

MS (ESI): m/z (%) = 249 (M+H, 35), 175 (100);

HPLC (method 4): rt = 2.43 min.

III-9. [1-(4-Aminophenyl)-2-pyrrolidinyl]methanol

MS (ESI): m/z (%) = 193 (M+H, 45);

HPLC (method 4): rt = 0.79 min.

III-10. 4-(2-Methylhexahydro-5H-pyrrolo[3,4-d]isoxazol-5-yl)phenylamine

starting from 2-methylhexahydro-2H-pyrrolo[3,4-d]isoxazole (Ziegler, Carl B., et al.; J. Heterocycl. Chem.; 25; 2; 1988; 719-723)

MS (ESI): m/z (%) = 220 (M+H, 50), 171 (100);

HPLC (method 4): rt = 0.54 min.

III-11. 4-(1-Pyrrolidinyl)-3-(trifluoromethyl)aniline

MS (ESI): m/z (%) = 231 (M+H, 100);

HPLC (method 7): rt = 3.40 min.

III-12. 3-Chloro-4-(1-pyrrolidinyl)aniline

MS (ESI): m/z (%) = 197 (M+H, 100);

HPLC (method 4): rt = 0.78 min.

III-13. 5-Amino-2-(4-morpholinyl)benzamide

MS (ESI): m/z (%) = 222 (M+H, 100);

HPLC (method 4): rt = 0.77 min.

III-14. 3-Methoxy-4-(4-morpholinyl)aniline

MS (ESI): m/z (%) = 209 (M+H, 100);

HPLC (method 4): rt = 0.67 min.

III-15. 1-[5-Amino-2-(4-morpholinyl)phenyl]ethanone

MS (ESI): m/z (%) = 221 (M+H, 100);

HPLC (method 4): rt = 0.77 min.

General method for preparing 4-substituted anilines by reacting 1-fluoro-4-nitrobenzenes with amides and subsequent reduction

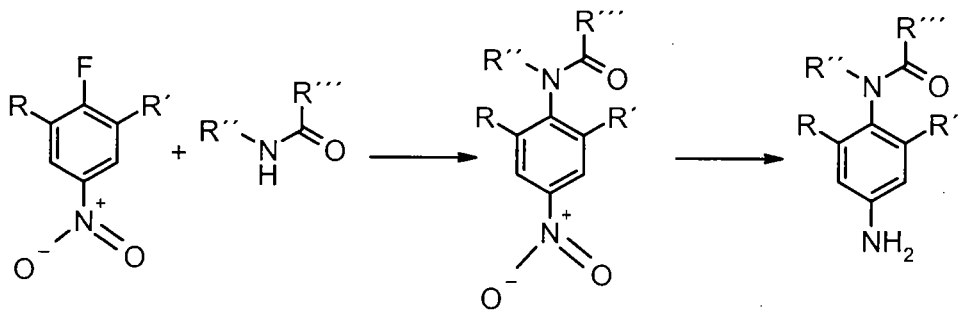

The amide is dissolved in DMF, and 1.5 equivalents of potassium tert-butoxide are added. The mixture is stirred at RT for 1 h, and then 1.2 equivalents of the 1-fluoro-4-nitrobenzene are added in portions. The reaction mixture is stirred at RT overnight, diluted with ether or ethyl acetate and washed with saturated aqueous sodium bicarbonate solution. The organic phase is dried over magnesium sulfate, filtered and concentrated. The crude product can be purified by chromatography on silica gel (dichloromethane/ethanol mixtures).

For the subsequent reduction, the nitro compound is dissolved in ethanol (0.01 M to 0.5 M solution), mixed with palladium on carbon (10%) and stirred under hydrogen of atmospheric pressure overnight. This is followed by filtration and concentration. The crude product can be purified by chromatography on silica gel (dichloromethane/ethanol mixtures) or preparative reversed-phase HPLC (acetonitrile/water mixtures).

Alternatively, iron powder can also be used as reducing agent. For this purpose, the nitro compound is dissolved in acetic acid (0.1 M to 0.5 M solution) and, at 90°C, six equivalents of iron powder and water (0.3 to 0.5 times the volume of acetic acid) are added in portions over the course of 10-15 min. After a further 30 min at 90°C, the mixture is filtered and the filtrate is concentrated. The residue is worked up by extraction with ethyl acetate and 2N sodium hydroxide solution. The organic phase is dried over magnesium sulfate, filtered and concentrated. The crude product can be purified by chromatography on silica gel (dichloromethane/ethanol mixtures) or preparative reversed-phase HPLC (acetonitrile/water mixtures).

The following starting compounds were prepared in an analogous manner:

IV-1. 1-[4-Amino-2-(trifluoromethyl)phenyl]-2-pyrrolidinone

MS (ESI): m/z (%) = 245 (M+H, 100);

HPLC (method 4): rt = 2.98 min

IV-2. 4-[4-Amino-2-(trifluoromethyl)phenyl]-3-morpholinone

MS (ESI): m/z (%) = 261 (M+H, 100);

HPLC (method 4): rt = 2.54 min.

IV-3. 4-(4-Amino-2-chlorophenyl)-3-morpholinone

MS (ESI): m/z (%) = 227 (M+H, 100);

HPLC (method 4): rt = 1.96 min.

IV-4. 4-(4-Amino-2-methylphenyl)-3-morpholinone

MS (ESI): m/z (%) = 207 (M+H, 100);

HPLC (method 4): rt = 0.71 min.

IV-5. 5-Amino-2-(3-oxo-4-morpholinyl)benzonitrile

MS (ESI): m/z (%) = 218 (M+H, 100);

HPLC (method 4): rt = 1.85 min.

IV-6. 1-(4-Amino-2-chlorophenyl)-2-pyrrolidinone

MS (ESI): m/z (%) = 211 (M+H, 100);

HPLC (method 4): rt = 2.27 min.

IV-7. 4-(4-Amino-2,6-dimethylphenyl)-3-morpholinone

starting from 2-fluoro-1,3-dimethyl-5-nitrobenzene (Bartoli et al., J. Org. Chem. 1975, *40*, 872):

MS (ESI): m/z (%) = 221 (M+H, 100);

HPLC (method 4): rt = 0.77 min.

IV-8. 4-(2,4-Diaminophenyl)-3-morpholinone

starting from 1-fluoro-2,4-dinitrobenzene:

MS (ESI): m/z (%) = 208 (M+H, 100);

HPLC (method 4): rt = 0.60 min.

IV-9. 4-(4-Amino-2-chlorophenyl)-2-methyl-3-morpholinone

starting from 2-methyl-3-morpholinone (Pfeil, E.; Harder, U.; Angew. Chem. **1967**, *79*, 188):

MS (ESI): m/z (%) = 241 (M+H, 100);

HPLC (method 4): rt = 2.27 min.

IV-10. 4-(4-Amino-2-chlorophenyl)-6-methyl-3-morpholinone

starting from 6-methyl-3-morpholinone (EP 0 350 002):

MS (ESI): m/z (%) = 241 (M+H, 100);

HPLC (method 4): rt = 2.43 min.

Synthesis examples

The following Examples 1 to 13, 17 to 19 and 36 to 57 relate to process variant [A].

Example 1

Preparation of 5-chloro-N-{[(5S)-3-(3-fluoro-4-morpholinophenyl)-2-oxo-1,3-oxazolidin-5-yl]methyl}-2-thiophenecarboxamide

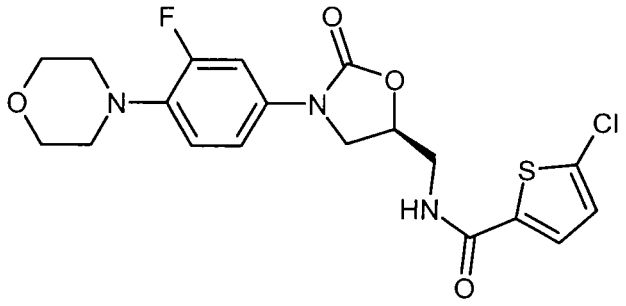

(5S)-5-(Aminomethyl)-3-(3-fluoro-4-morpholinophenyl)-1,3-oxazolidin-2-one (for preparation, see S. J. Brickner et al., J. Med. Chem. **1996**, *39*, 673) (0.45 g, 1.52 mmol), 5-chlorothiophene-2-carboxylic acid (0.25 g, 1.52 mmol) and 1-hydroxy-1H-benzotriazole hydrate (HOBT) (0.3 g, 1.3 equivalents) are dissolved in 9.9 ml of DMF. 0.31 g (1.98 mmol, 1.3 equivalents) of N`-(3-dimethylaminopropyl)-N-ethylcarbodiimide (EDCI) is added and, at room temperature, 0.39 g (0.53 ml, 3.05 mmol, 2 equivalents) of diisopropylethylamine (DIEA) is added dropwise. The mixture is stirred at room temperature overnight. 2 g of silica gel are added and the mixture is evaporated to dryness in vacuo. The residue is chromatographed on silica gel with a toluene/ethyl acetate gradient. 0.412 g (61.5% of theory) of the target compound is obtained with a melting point (m.p.) of 197°C.

R_f (SiO_2, toluene/ethyl acetate 1:1) = 0.29 (precursor = 0.0);

MS (DCI) 440.2 (M+H), Cl pattern;

^{1}H-NMR (d_6-DMSO, 300 MHz) 2.95 (m, 4H), 3.6 (t, 2H), 3.72 (m, 4H), 3.8 (dd, 1H), 4.12 (t, 1H), 4.75-4.85 (m, 1H), 7.05 (t, 1H), 7.15-7.2 (m, 3H), 7.45 (dd, 1H), 7.68 (d, 1H), 8.95 (t, 1H).

Example 2

5-Chloro-N-{[(5S)-3-(4-morpholinophenyl)-2-oxo-1,3-oxazolidin-5-yl]methyl}-2-thiophenecarboxamide

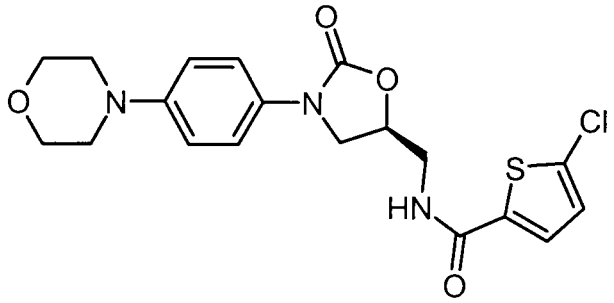

is obtained analogously from benzyl 4-morpholinophenylcarbamate via the stage of (5S)-5-(aminomethyl)-3-(3-fluoro-4-morpholinophenyl)-1,3-oxazolidin-2-one (see Example 1).

M.p.: 198°C;

IC_{50} = 43 nM;

R_f (SiO_2, toluene/ethyl acetate 1:1) = 0.24.

Example 3

5-Chloro-N-({(5S)-3-[3-fluoro-4-(1,4-thiazinan-4-yl)phenyl]-2-oxo-1,3-oxazolidin-5-yl}methyl)-2-thiophenecarboxamide

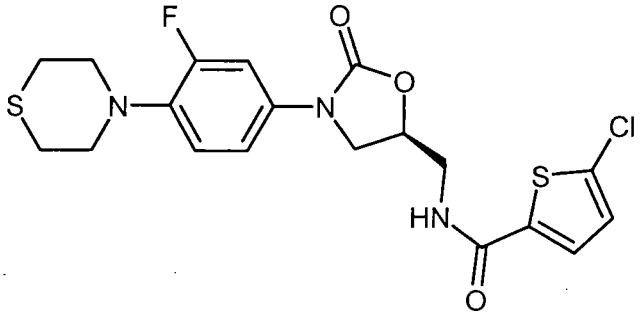

is obtained analogously from (5S)-5-(aminomethyl)-3-[3-fluoro-4-(1,4-thiazinan-4-yl)phenyl]-1,3-oxazolidin-2-one (for preparation, see M. R. Barbachyn et al., J. Med. Chem. **1996**, *39*, 680).

M.p.: 193°C;

Yield: 82%;

R_f (SiO_2, toluene/ethyl acetate 1:1) = 0.47 (precursor = 0.0).

Example 4

5-Bromo-N-({(5S)-3-[3-fluoro-4-(1,4-thiazinan-4-yl)phenyl]-2-oxo-1,3-oxazolidin-5-yl}methyl)-2-thiophenecarboxamide

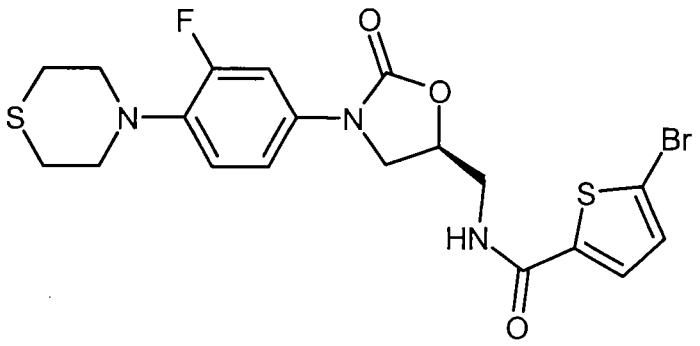

is obtained analogously from 5-bromothiophene-2-carboxylic acid.

M.p.: 200°C.

Example 5

N-({(5S)-3-[3-Fluoro-4-(1,4-thiazinan-4-yl)phenyl]-2-oxo-1,3-oxazolidin-5-yl}methyl)-5-methyl-2-thiophenecarboxamide

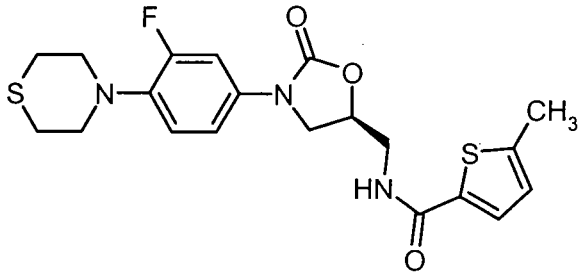

is obtained analogously from 5-methylthiophene-2-carboxylic acid.

M.p.: 167°C.

Example 6

5-Chloro-N-{[(5S)-3-(6-methylthieno[2,3-b]pyridin-2-yl)-2-oxo-1,3-oxazolidin-5-yl]methyl}-2-thiophenecarboxamide

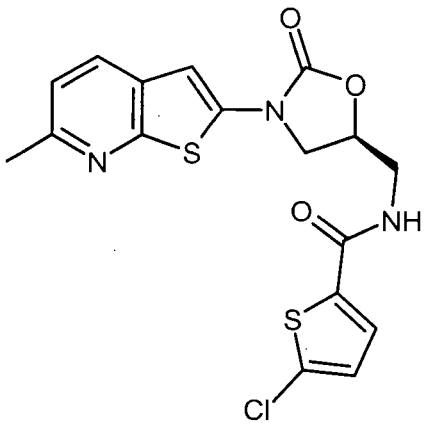

is obtained analogously from (5S)-5-(aminomethyl)-3-(6-methylthieno[2,3-b]pyridin-2-yl)-1,3-oxazolidin-2-one (for preparation, see EP 0 785 200).

M.p.: 247°C.

Example 7

5-Chloro-N-{[(5S)-3-(3-methyl-2-oxo-2,3-dihydro-1,3-benzothiazol-6-yl)-2-oxo-1,3-oxazolidin-5-yl]methyl}-2-thiophenecarboxamide

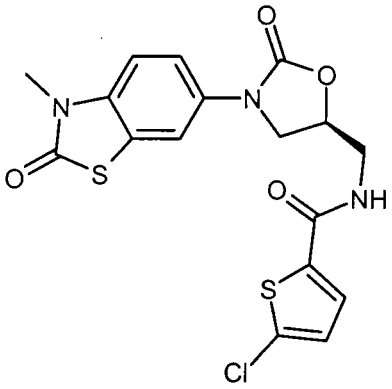

is obtained analogously from 6-[(5S)-5-(aminomethyl)-2-oxo-1,3-oxazolidin-3-yl]-3-methyl-1,3-benzothiazol-2(3H)-one (for preparation, see EP 0 738 726).

M.p.: 217°C.

Example 8

5-Chloro-N-[((5S)-3-{3-fluoro-4-[4-(4-pyridinyl)piperazino]phenyl}-2-oxo-1,3-oxazolidin-5-yl)methyl]-2-thiophenecarboxamide

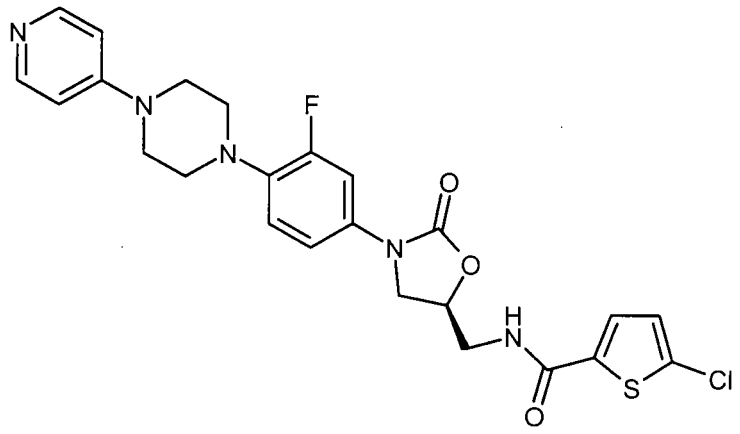

is obtained analogously from (5S)-5-(aminomethyl)-3-{3-fluoro-4-[4-(4-pyridinyl)piperazino]phenyl}-1,3-oxazolidin-2-one (preparation in analogy to J. A. Tucker et al., J. Med. Chem. **1998**, 41, 3727).

MS (ESI) 516 (M+H), Cl pattern.

Example 9

5-Chloro-N-({(5S)-3-[3-fluoro-4-(4-methylpiperazino)phenyl]-2-oxo-1,3-oxazolidin-5-yl}methyl)-2-thiophenecarboxamide

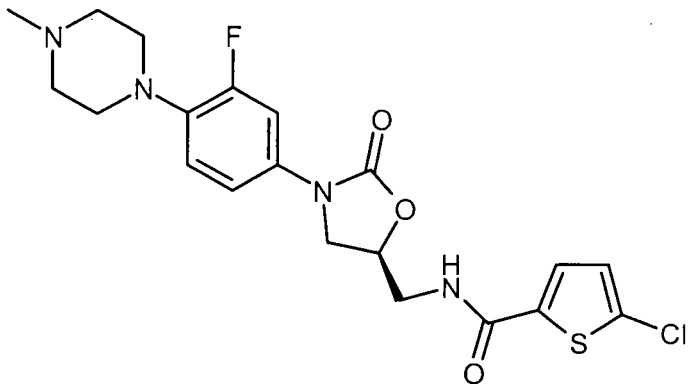

is obtained analogously from (5S)-5-(aminomethyl)-3-[3-fluoro-4-(4-methylpiperazino)phenyl]-1,3-oxazolidin-2-one.

Example 10

5-Chloro-N-({(5S)-3-[3-fluoro-4-(4-tert-butoxycarbonylpiperazin-1-yl)phenyl]-2-oxo-1,3-oxazolidin-5-yl}methyl)-2-thiophenecarboxamide

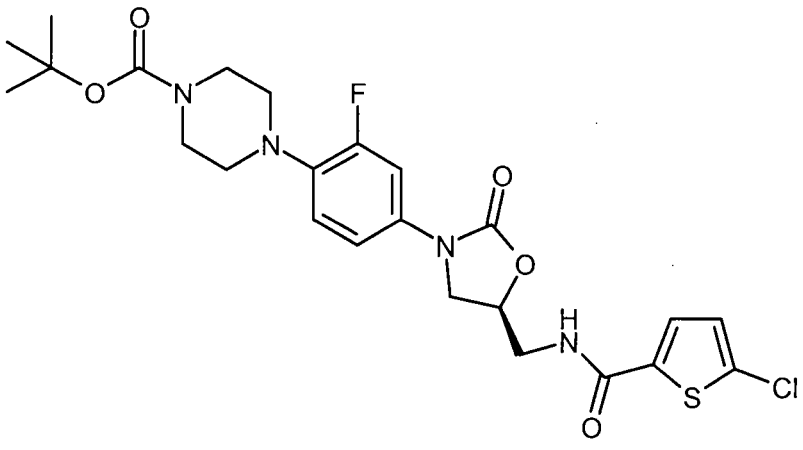

is obtained analogously from (5S)-5-(aminomethyl)-3-[3-fluoro-4-(4-tert-butoxycarbonylpiperazin-1-yl)phenyl]-1,3-oxazolidin-2-one (for preparation, see WO 0 93/23384 which has already been cited).

M.p.: 184°C;

R_f (SiO_2, toluene/ethyl acetate 1:1) = 0.42.

Example 11

5-Chloro-N-({(5S)-3-[3-fluoro-4-(piperazin-1-yl)phenyl]-2-oxo-1,3-oxazolidin-5-yl}methyl)-2-thiophenecarboxamide

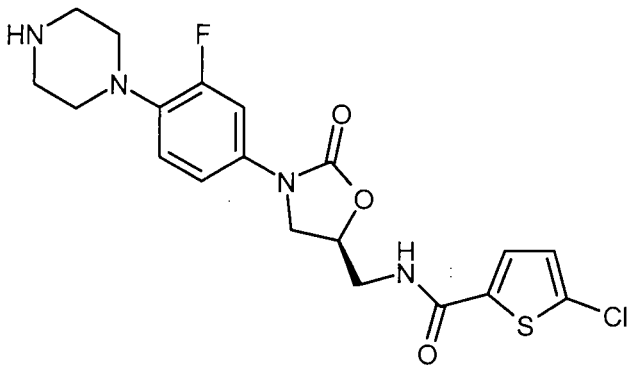

is obtained by reacting Example 12 with trifluoroacetic acid in methylene chloride.

IC_{50} = 140 nM;

^{1}H-NMR [d_6-DMSO]: 3.01-3.25 (m, 8H), 3.5-3.65 (m, 2H), 3.7-3.9 (m, 1H), 4.05-4.2 (m, 1H), 4.75-4.9 (m, 1H), 7.05-7.25 (m, 3H), 7.5 (dd, 1H), 7.7 (d, 1H), 8.4 (broad s, 1H), 9.0 (t, 1H).

Example 12

5-Chloro-N-[((5S)-3-(2,4`-bipyridinyl-5-yl)-2-oxo-1,3-oxazolidin-5-yl)methyl]-2-thiophenecarboxamide

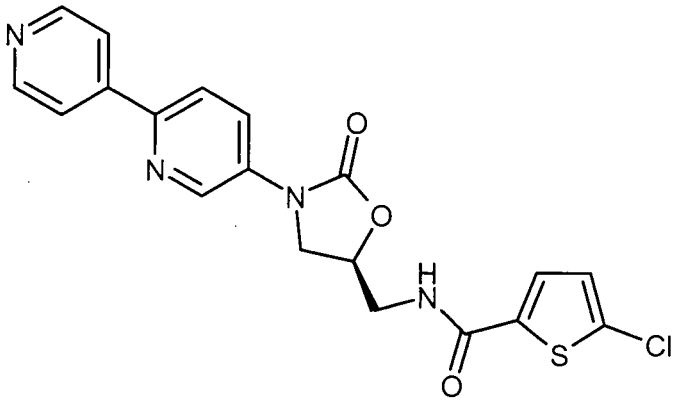

is obtained analogously from (5S)-5-aminomethyl-3-(2,4`-bipyridinyl-5-yl)-2-oxo-1,3-oxazolidin-2-one (for preparation, see EP 0 789 026).

R_f (SiO_2, ethyl acetate/ethanol 1:2) = 0.6;

MS (ESI) 515 (M+H), Cl pattern.

Example 13

5-Chloro-N-{[(5S)-2-oxo-3-(4-piperidinophenyl)-1,3-oxazolidin-5-yl]methyl}-2-thiophenecarboxamide

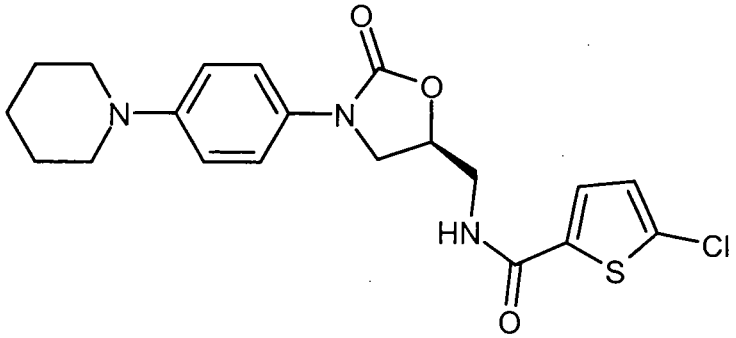

is obtained from 5-(hydroxymethyl)-3-(4-piperidinophenyl)-1,3-oxazolidin-2-one (for preparation, see DE 2708236) after mesylation, reaction with potassium phthalimide, hydrazinolysis and reaction with 5-chlorothiophene-2-carboxylic acid.

R_f (SiO_2, ethyl acetate/toluene 1:1) = 0.31;

M.p. 205°C.

Example 17

5-Chloro-N-({(5S)-2-oxo-3-[4-(2-oxo-1-pyrrolidinyl)phenyl]-1,3-oxazolidin-5-yl}methyl)-2-thiophenecarboxamide

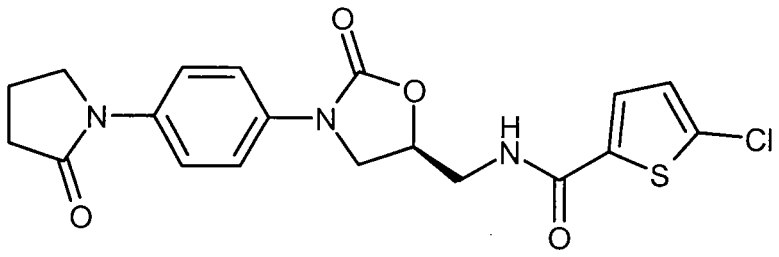

5-Chloro-N-({(5S)-2-oxo-3-[4-(2-oxo-1-pyrrolidinyl)phenyl]-1,3-oxazolidin-5-yl}methyl)-2-thiophenecarboxamide is obtained from 1-(4-aminophenyl)pyrrolidin-2-one (for preparation, see Reppe et al., Justus Liebigs Ann. Chem.; 596; **1955**; 209) in analogy to the known synthesis scheme (see S.J. Brickner et al., J. Med. Chem. **1996**, *39*, 673) after reaction with benzyloxycarbonyl chloride, subsequent reaction with *R*-glycidyl butyrate, mesylation, reaction with potassium phthalimide, hydrazinolysis in methanol and finally reaction with 5-chlorothiophene-2-carboxylic acid. The 5-chloro-N-({(5S)-2-oxo-3-[4-(2-oxo-1-pyrrolidinyl)phenyl]-1,3-oxazolidin-5-yl}methyl)-2-thiophenecarboxamide obtained in this way has an IC_{50} of 4 nM (test method for the IC_{50} according to Example A-1. a.1) "Measurement of factor Xa inhibition" described above).

M.p.: 229°C;

R_f (SiO_2, toluene/ethyl acetate 1:1) = 0.05 (precursor: = 0.0);

MS (ESI): 442.0 (21%, M+Na, Cl pattern), 420.0 (72%, M+H, Cl pattern), 302.3 (12%), 215(52%), 145 (100%);

^{1}H-NMR (d_6-DMSO, 300 MHz): 2.05 (m,2H), 2.45 (m,2H), 3.6 (t,2H), 3.77-3.85 (m,3H), 4.15(t,1H), 4.75-4.85 (m,1H), 7.2 (d,1H), 7.5 (d,2H), 7.65 (d,2H), 7.69 (d,1H), 8.96 (t,1H).

The individual stages in the synthesis of Example 17 described above, with the respective precursors, are as follows:

4.27 g (25.03 mmol) of benzyl chloroformate are slowly added to 4 g (22.7 mmol) of 1-(4-aminophenyl)pyrrolidin-2-one and 3.6 ml (28.4 mmol) of N,N-dimethylaniline in 107 ml of tetrahydrofuran at -20°C. The mixture is stirred at -20°C for 30 minutes and then allowed to reach room temperature. 0.5 l of ethyl acetate is added, and the organic phase is washed with 0.5 l of saturated NaCl solution. The removed organic phase is dried with $MgSO_4$, and the solvent is

evaporated in vacuo. The residue is triturated with diethyl ether and filtered off with suction. 5.2 g (73.8% of theory) of benzyl 4-(2-oxo-1-pyrrolidinyl)phenylcarbamate are obtained as pale beige crystals with a melting point of 174°C.

7.27 ml of a 2.5 M solution of n-butyllithium (BuLi) in hexane are added dropwise to 1.47 g (16.66 mmol) of isoamyl alcohol in 200 ml of tetrahydrofuran under argon at -10°C, a further 8 ml of the BuLi solution being necessary until the color of the added N-benzylidenebenzylamine indicator changed. The mixure is stirred at -10°C for 10 minutes and cooled to -78°C, and a solution of 4.7 g (15.14 mmol) of benzyl 4-(2-oxo-1-pyrrolidinyl)phenylcarbamate is slowly added. Then a further 4 ml of n-BuLi solution are added until the color of the indicator changes to pink. The mixture is stirred at -78°C for 10 minutes and 2.62 g (18.17 mmol) of *R*-glycidyl butyrate are added, and the mixture is stirred at -78°C for 30 minutes.

The mixture is allowed to reach room temperature overnight, 200 ml of water are added to the mixture, and the THF content is evaporated in vacuo. The aqueous residue is extracted with ethyl acetate, and the organic phase is dried with $MgSO_4$ and concentrated in vacuo. The residue is triturated with 500 ml of diethyl ether, and the crystals which have separated out are filtered off with suction in vacuo.

3.76 g (90% of theory) of (5R)-5-(hydroxymethyl)-3-[4-(2-oxo-1-pyrrolidinyl)phenyl]-1,3-oxazolidin-2-one are obtained with a melting point of 148°C and an R_f (SiO_2, toluene/ethyl acetate 1:1) = 0.04 (precursor = 0.3).

3.6 g (13.03 mmol) of (5R)-5-(hydroxymethyl)-3-[4-(2-oxo-1-pyrrolidinyl)phenyl]-1,3-oxazolidin-2-one and 2.9 g (28.67 mmol) of triethylamine are introduced into 160 ml of dichloromethane at 0°C with stirring. 1.79 g (15.64 mmol) of methanesulfonyl chloride are added with stirring, and the mixture is stirred at 0°C for 1.5 hours and at room temperature for 3 h.

The reaction mixture is washed with water and the aqueous phase is extracted once more with methylene chloride. The combined organic extracts are dried with $MgSO_4$ and evaporated. The residue (1.67 g) is then dissolved in 70 ml of acetonitrile, 2.62 g (14.16 mmol) of potassium phthalimide are added, and the mixture is stirred in a closed vessel at 180°C in a microwave oven for 45 minutes.

The mixture is filtered off from the insoluble residue, the filtrate is concentrated in vacuo, the residue (1.9 g) is dissolved in methanol, and 0.47 g (9.37 mmol) of hydrazine hydrate is added. The mixture is boiled for 2 hours and cooled, saturated sodium bicarbonate solution is added, and the mixture is extracted six times with a total of 2 l of methylene chloride. The combined organic extracts of the crude (5S)-5-(aminomethyl)-3-[4-(2-oxo-1-pyrrolidinyl)phenyl]-1,3-oxazolidin-2-one are dried with $MgSO_4$ and concentrated in vacuo.

The final stage, 5-chloro-N-({(5S)-2-oxo-3-[4-(2-oxo-1-pyrrolidinyl)phenyl]-1,3-oxazolidin-5-yl}methyl)-2-thiophenecarboxamide, is prepared by dissolving 0.32 g (1.16 mmol) of the (5S)-5-(aminomethyl)-3-[4-(2-oxo-1-pyrrolidinyl)phenyl]-1,3-oxazolidin-2-one prepared above, 5-chlorothiophene-2-carboxylic acid (0.19 g; 1.16 mmol) and 1-hydroxy-1H-benzotriazole hydrate (HOBT) (0.23 g, 1.51 mmol) in 7.6 ml of DMF. 0.29 g (1.51 mmol) of N`-(3-dimethylaminopropyl)-N-ethylcarbodiimide (EDCI) is added and, at room temperature, 0.3 g (0.4 ml; 2.32 mmol, 2 equivalents) of diisopropylethylamine (DIEA) is added dropwise. The mixture is stirred at room temperature overnight.

The mixture is evaporated to dryness in vacuo, and the residue is dissolved in 3 ml of DMSO and chromatographed on an RP-MPLC with acetonitrile/water/0.5% TFA gradients. The acetonitrile content is evaporated off from the appropriate fractions, and the precipitated compound is filtered off with suction. 0.19 g (39% of theory) of the target compound is obtained.

The following were prepared in an analogous manner:

Example 18

5-Chloro-N-({(5S)-2-oxo-3-[4-(1-pyrrolidinyl)phenyl]-1,3-oxazolidin-5-yl}methyl)-2-thiophenecarboxamide

The compound 5-chloro-N-({(5S)-2-oxo-3-[4-(1-pyrrolidinyl)phenyl]-1,3-oxazolidin-5-yl}methyl)-2-thiophenecarboxamide is obtained from 4-pyrrolidin-1-ylaniline (Reppe et al., Justus Liebigs Ann. Chem.; 596; **1955**; 151) in analogy to Example 17.

IC_{50}=40 nM;

M.p.: 216°C;

R_f (SiO_2, toluene/ethyl acetate 1:1) = 0.31 [precursor: = 0.0].

Example 19

5-Chloro-N-({(5S)-2-oxo-3-[4-(diethylamino)phenyl]-1,3-oxazolidin-5-yl}methyl)-2-thiophenecarboxamide

The compound 5-chloro-N-({(5S)-2-oxo-3-[4-(diethylamino)phenyl]-1,3-oxazolidin-5-yl}methyl)-2-thiophenecarboxamide is obtained analogously from N,N-diethylphenyl-1,4-diamine (US 2 811 555; **1955**).

IC_{50}=270 nM;

M.p.: 181°C;

R_f (SiO_2, toluene/ethyl acetate 1:1) = 0.25 [precursor: = 0.0].

Example 36

5-Chloro-*N*-({(5*S*)-3-[2-methyl-4-(4-morpholinyl)phenyl]-2-oxo-1,3-oxazolidin-5-yl}methyl)-2-thiophenecarboxamide

starting from 2-methyl-4-(4-morpholinyl)aniline (J.E.LuValle *et al. J.Am.Chem.Soc.* **1948**, *70*, 2223):

MS (ESI): m/z (%) = 436 ($[M+H]^+$, 100), Cl pattern;

HPLC (method 1): rt (%) = 3.77 (98).

IC_{50}: 1.26 μM

Example 37

5-Chloro-*N*-{[(5*S*)-3-(3-chloro-4-morpholinophenyl)-2-oxo-1,3-oxazolidin-5-yl]methyl}-2-thiophenecarboxamide

starting from 3-chloro-4-(4-morpholinyl)aniline (H.R.Snyder *et al. J.Pharm.Sci.* **1977**, *66*, 1204):

MS (ESI): m/z (%) = 456 ($[M+H]^+$, 100), Cl_2 pattern;

HPLC (method 2): rt (%) = 4.31 (100).

IC_{50}: 33 nM

Example 38

5-Chloro-*N*-({(5*S*)-3-[4-(4-morpholinylsulfonyl)phenyl]-2-oxo-1,3-oxazolidin-5-yl}methyl)-2-thiophenecarboxamide

starting from 4-(4-morpholinylsulfonyl)aniline (Adams *et al. J.Am.Chem.Soc.* **1939**, *61*, 2342):
MS (ESI): m/z (%) = 486 ($[M+H]^+$, 100), Cl pattern;
HPLC (method 3): rt (%) = 4.07 (100).
IC_{50}: 2 μM

Example 39

5-Chloro-*N*-({(5*S*)-3-[4-(1-azetidinylsulfonyl)phenyl]-2-oxo-1,3-oxazolidin-5-yl}methyl)-2-thiophenecarboxamide

starting from 4-(1-azetidinylsulfonyl)aniline:
MS (DCI, NH_3): m/z (%) = 473 ($[M+NH_4]^+$, 100), Cl pattern;
HPLC (method 3): rt (%) = 4.10 (100).
IC_{50}: 0.84 μM

Example 40

5-Chloro-*N*-[((5*S*)-3-{4-[(dimethylamino)sulfonyl]phenyl}-2-oxo-1,3-oxazolidin-5-yl)methyl]-2-thiophenecarboxamide

starting from 4-amino-*N*,*N*-dimethylbenzenesulfonamide (I.K.Khanna *et al. J.Med.Chem.* **1997**, *40*, 1619):
MS (ESI): m/z (%) = 444 ($[M+H]^+$, 100), Cl pattern;
HPLC (method 3): rt (%) = 4.22 (100).
IC_{50}: 90 nM

General method for the acylation of 5-(aminomethyl)-3-[4-(2-oxo-1-pyrrolidinyl)phenyl]-1,3-oxazolidin-2-one with carbonyl chlorides.

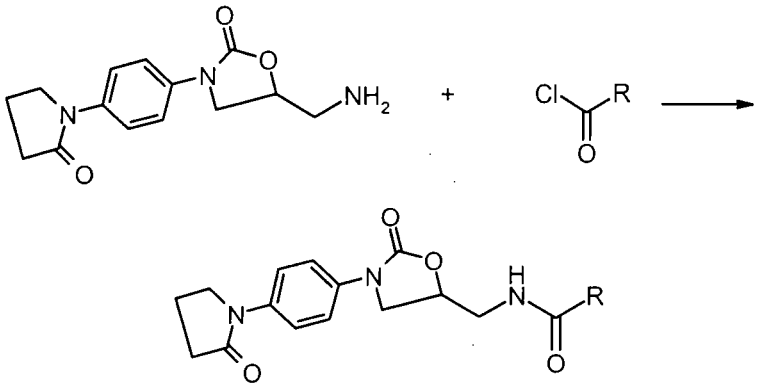

An approx. 0.1 molar solution of 5-(aminomethyl)-3-[4-(2-oxo-1-pyrrolidinyl)phenyl]-1,3-oxazolidin-2-one (from Example 45) (1.0 eq.) and absolute pyridine (approx. 6 eq) in absolute dichloromethane is added dropwise to the appropriate acid chloride (2.5 eq.) under argon at room temperature. The mixture is stirred at room temperature for about 4 h before approx. 5.5 eq of PS-trisamine (Argonaut Technologies) are added. The suspension is stirred gently for 2 h and, after dilution with dichloromethane/DMF (3:1), filtered (the resin is washed with dichloromethane/DMF) and the filtrate is concentrated. The resulting product is purified by preparative RP-HPLC where appropriate.

The following was prepared in an analogous manner:

Example 41

***N*-({2-oxo-3-[4-(2-oxo-1-pyrrolidinyl)phenyl]-1,3-oxazolidin-5-yl}methyl)-2-thiophenecarboxamide**

LC-MS (method 6): m/z (%) = 386 (M+H, 100);

LC-MS: rt (%) = 3.04 (100).

IC_{50}: 1.3 μM

General method for preparing acyl derivatives starting from 5-(aminomethyl)-3-[4-(2-oxo-1-pyrrolidinyl)phenyl]-1,3-oxazolidin-2-one and carboxylic acids

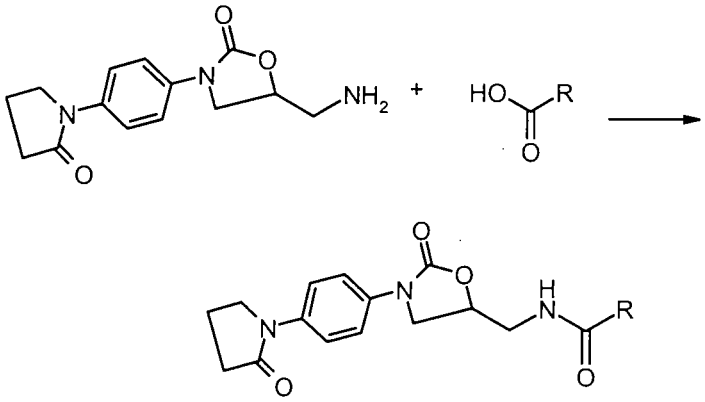

The appropriate carboxylic acid (approx. 2 eq) and a mixture of absolute dichloromethane/DMF (approx. 9:1) are added to 2.9 eq. of resin-bound carbodiimide (PS-Carbodiimide, Argonaut Technologies). After shaking gently at room temperature for about 15 min, 5-(aminomethyl)-3-[4-(2-oxo-1-pyrrolidinyl)phenyl]-1,3-oxazolidin-2-one (from Example 45) (1.0 eq.) is added, and the mixture is shaken overnight before the resin is filtered off (washing with dichloromethane) and the filtrate is concentrated. The resulting product is purified by preparative RP-HPLC where appropriate.

The following were prepared in an analogous manner:

Example 42

5-Methyl-*N*-({2-oxo-3-[4-(2-oxo-1-pyrrolidinyl)phenyl]-1,3-oxazolidin-5-yl}methyl)-2-thiophenecarboxamide

LC-MS: m/z (%) = 400 (M+H, 100);

LC-MS (method 6): rt (%) = 3.23 (100).

IC_{50}: 0.16 μM

Example 43

5-Bromo-*N*-({2-oxo-3-[4-(2-oxo-1-pyrrolidinyl)phenyl]-1,3-oxazolidin-5-yl}methyl)-2-thiophenecarboxamide

LC-MS : m/z (%) = 466 (M+H, 100);

LC-MS (method 5): rt (%) = 3.48 (78).

IC_{50}: 0.014 μM

Example 44

5-Chloro-*N*-({(5*S*)-2-oxo-3-[4-(3-oxo-4-morpholinyl)phenyl]-1,3-oxazolidin-5-yl}methyl)-2-thiophenecarboxamide

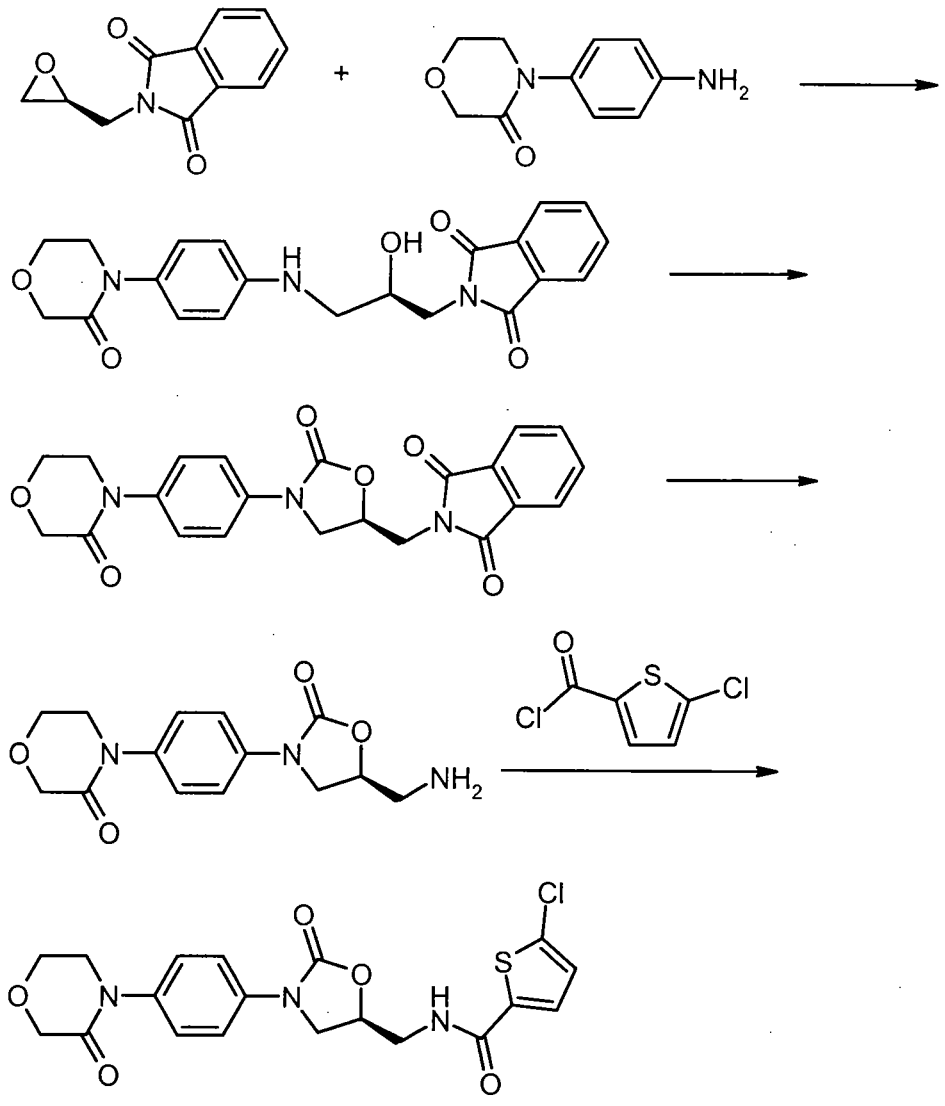

a) 2-((2*R*)-2-Hydroxy-3-{[4-(3-oxo-4-morpholinyl)phenyl]amino}propyl)-1*H*-isoindole-1,3(2*H*)-dione:

A suspension of 2-[(2*S*)-2-oxiranylmethyl]-1*H*-isoindole-1,3(2*H*)-dione (A. Gutcait *et al. Tetrahedron Asym.* **1996**, *7*, 1641) (5.68 g, 27.9 mmol) and 4-(4-aminophenyl)-3-morpholinone (5.37 g, 27.9 mmol) in ethanol/water (9:1, 140 ml) is refluxed for 14 h (the precipitate dissolves and, after some time, there is renewed formation of a precipitate). The precipitate (desired product) is filtered off, washed three times with diethyl ether and dried. The combined mother liquers are concentrated in vacuo and, after addition of a second portion of 2-[(2*S*)-2-oxiranylmethyl]-1*H*-isoindole-1,3(2*H*)-dione (2.84 g, 14.0 mmol), are suspended in ethanol/water (9:1, 70ml) and refluxed for 13 h (the precipitate dissolves and, after some time, there is renewed formation of a precipitate). The precipitate (desired product) is filtered off, washed three times with diethyl ether and dried. Overall yield : 10.14 g, 92% of theory.

MS (ESI): m/z (%) = 418 ($[M+Na]^+$, 84), 396 ($[M+H]^+$, 93);

HPLC (method 3): rt (%) = 3.34 (100).

b) 2-({(5*S*)-2-Oxo-3-[4-(3-oxo-4-morpholinyl)phenyl]-1,3-oxazolidin-5-yl}methyl)-1*H*-isoindole-1,3(2*H*)-dione:

N,N'-Carbonyldiimidazole (2.94 g, 18.1 mmol) and dimethylaminopyridine (catalytic amount) are added to a suspension of the amino alcohol (3.58 g, 9.05 mmol) in tetrahydrofuran (90 ml) under argon at room temperature. The reaction suspension is stirred at 60°C for 12 h (the precipitate dissolves and, after some time, there is renewed formation of a precipitate), a second portion of *N,N'*-carbonyldiimidazole (2.94 g, 18.1 mmol) is added, and the mixture is stirred at 60°C for a further 12 h. The precipitate (desired product) is filtered off, washed with tetrahydrofuran and dried. The filtrate is concentrated in vacuo and further product is purified by flash chromatography (dichloromethane/methanol mixtures). Overall yield: 3.32 g, 87% of theory.

MS (ESI): m/z (%) = 422 ($[M+H]^+$, 100);

HPLC (method 4): rt (%) = 3.37 (100).

c) 5-Chloro-*N*-({(5*S*)-2-oxo-3-[4-(3-oxo-4-morpholinyl)phenyl]-1,3-oxazolidin-5-yl}methyl)-2-thiophenecarboxamide:

Methylamine (40% strength in water, 10.2 ml, 0.142 mol) is added dropwise to a suspension of the oxazolidinone (4.45 g, 10.6 mmol) in ethanol (102 ml) at room temperature. The reaction mixture

is refluxed for 1 h and concentrated in vacuo. The crude product is employed without further purification in the next reaction.

5-Chlorothiophene-2-carbonyl chloride (2.29 g, 12.7 mmol) is added dropwise to a solution of the amine in pyridine (90 ml) under argon at 0°C. The ice cooling is removed and the reaction mixture is stirred at room temperature for 1 h, and water is added. Addition of dichloromethane and phase separation are followed by extraction of the aqueous phase with dichloromethane. The combined organic phases are dried (sodium sulfate), filtered and concentrated in vacuo. The desired product is purified by flash chromatography (dichloromethane/methanol mixtures). Overall yield: 3.92 g, 86% of theory.

M.p.: 232-233°C;

^{1}H NMR (DMSO-d^6, 200 MHz): 9.05-8.90 (t, J = 5.8 Hz, 1H), 7.70 (d, J = 4.1 Hz, 1H), 7.56 (d, J = 9.0 Hz, 2H), 7.41 (d, J = 9.0 Hz, 2H), 7.20 (d, J = 4.1 Hz, 1H), 4.93-4.75 (m, 1H), 4.27-4.12 (m, 3H), 4.02-3.91 (m, 2H), 3.91-3.79 (dd, J = 6.1 Hz, 9.2 Hz, 1H), 3.76-3.66 (m, 2H), 3.66-3.54 (m, 2H);

MS (ESI): m/z (%) = 436 ([M+H]$^+$, 100, Cl pattern);

HPLC (method 2): rt (%) = 3.60 (100);

$[\alpha]^{21}_D$ = -38° (c 0.2985, DMSO); ee: 99%.

IC_{50}: 0.7 nM

The following were prepared in an analogous manner:

Example 45

5-Methyl-*N*-({(5*S*)-2-oxo-3-[4-(3-oxo-4-morpholinyl)phenyl]-1,3-oxazolidin-5-yl}methyl)-2-thiophenecarboxamide

MS (ESI): m/z (%) = 831 ([2M+H]$^+$, 100), 416 ([M+H]$^+$, 66);

HPLC (method 3): rt (%) = 3.65 (100).

IC_{50}: 4.2 nM

Example 46

5-Bromo-*N*-({(5*S*)-2-oxo-3-[4-(3-oxo-4-morpholinyl)phenyl]-1,3-oxazolidin-5-yl}methyl)-2-thiophenecarboxamide

MS (ESI): m/z (%) = 480 ([M+H]$^+$, 100, Br pattern);

HPLC (method 3): rt (%) = 3.87 (100).

IC_{50}: 0.3 nM

Example 47

5-Chloro-N-{[(5S)-3-(3-isopropyl-2-oxo-2,3-dihydro-1,3-benzoxazol-6-yl)-2-oxo-1,3-oxazolidin-5-yl]methyl}-2-thiophenecarboxamide

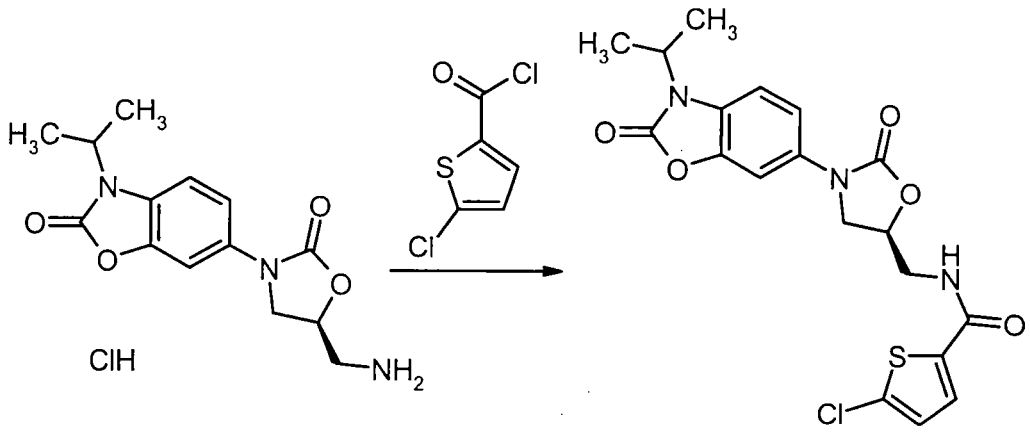

200 mg (0.61 mmol) of 6-[(5S)-5-(aminomethyl)-2-oxo-1,3-oxazolidin-3-yl]-3-isopropyl-1,3-benzoxazol-2(3H)-one hydrochloride (EP 0 738 726) are suspended in 5 ml of tetrahydrofuran, and 0.26 ml (1.83 mmol) of triethylamine and 132 mg (0.73 mmol) of 5-chlorothiophene-2-carbonyl chloride are added. The reaction mixture is stirred at room temperature overnight and then concentrated. The product is isolated by column chromatography (silica gel, methylene chloride/ethanol = 50/1 to 20/1). 115 mg (43% of theory) of the desired compound are obtained.

MS (ESI): m/z (%) = 436 (M+H, 100);

HPLC (method 4): rt = 3.78 min.

The following compounds were prepared in an analogous manner:

Example No.	Structure	M.p. [°C]	IC_{50} [μM]
48	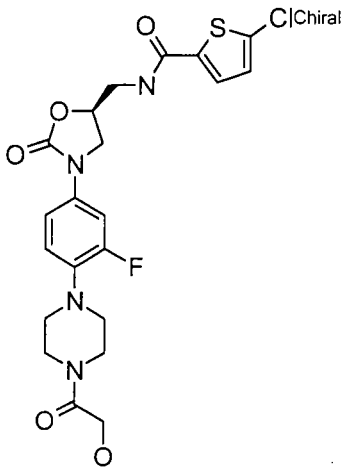	210	0.12
49	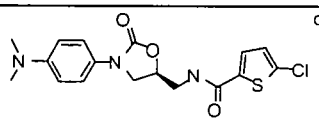	234	0.074
50	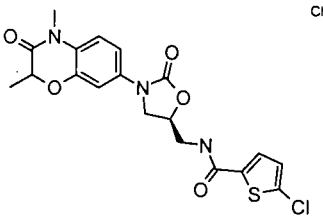	195	1.15
51	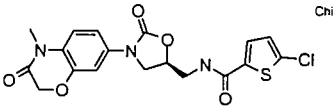	212	1.19
52	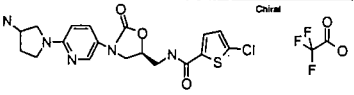	160	0.19
53	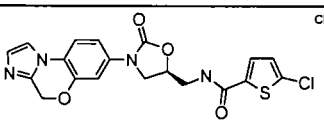	MS (ESI): m/z (%) = 431 ([M+H]$^+$, 100), Cl pattern	0.74

Example No.	Structure	M.p. [°C]	IC_{50} [μM]
54	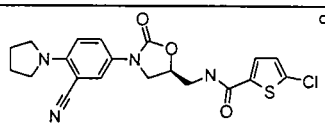 from 5-amino-2-pyrrolidinobenzonitrile (Grell, W.,Hurnaus, R.; Griss, G.,Sauter, R.; Rupprecht, E. et al.; J.Med.Chem.**1998**, 41; 5219)	221	0.13
55	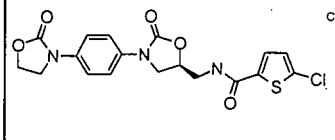 from 3-(4-aminophenyl)-oxazolidin-2-one (Artico,M. et al.; Farmaco Ed.Sci. **1969**, 24; 179)	256	0.04
56	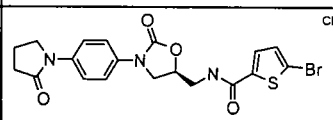	218	0.004
57	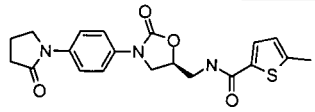	226	0.58
255	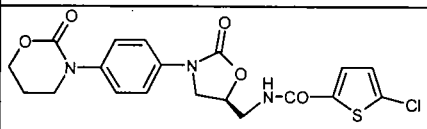	228-230	

Examples 20 to 30 and 58 to 139 which follow relate to process variant [B], with Examples 20 and 21 describing the preparation of precursors.

Example 20

Preparation of *N*-allyl-5-chloro-2-thiophenecarboxamide

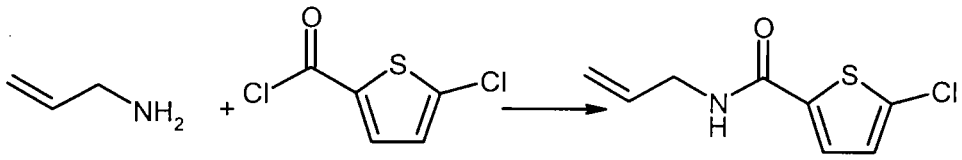

5-Chlorothiophene-2-carbonyl chloride (7.61 g, 42 mmol) is added dropwise to an ice-cooled solution of 2.63 ml (35 mmol) of allylamine in 14.2 ml of absolute pyridine and 14.2 ml of absolute THF. The ice cooling is removed and the mixture is stirred at room temperature for 3 h before being concentrated in vacuo. Water is added to the residue, and the solid is filtered off. The crude product is purified by flash chromatography on silica gel (dichloromethane).

Yield: 7.20 g (99% of theory);

MS (DCI, NH_4): m/z (%) = 219 ($M+NH_4$, 100), 202 (M+H, 32);

HPLC (method 1): rt (%) = 3.96 min (98.9).

Example 21

Preparation of 5-chloro-*N*-(2-oxiranylmethyl)-2-thiophenecarboxamide

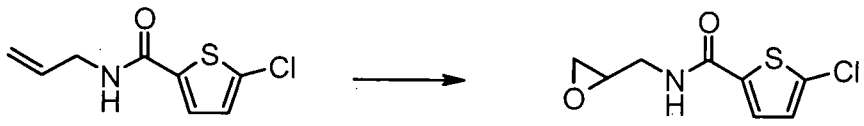

meta-Chloroperbenzoic acid (3.83 g, approx. 60% pure) is added to an ice-cooled solution of 2.0 g (9.92 mmol) of *N*-allyl-5-chloro-2-thiophenecarboxamide in 10 ml of dichloromethane. The mixture is stirred overnight while warming to room temperature, and then washed with 10% sodium bisulfate solution (three times). The organic phase is washed with saturated sodium bicarbonate solution (twice) and with saturated sodium chloride solution, dried over magnesium sulfate and concentrated. The product is purified by chromatography on silica gel (cyclohexane/ethyl acetate 1:1).

Yield: 837 mg (39% of theory);

MS (DCI, NH_4): m/z (%) = 253 ($M+NH_4$, 100), 218 (M+H, 80);

HPLC (method 1): rt (%) = 3.69 min (approx. 80).

General method for preparing substituted *N*-(3-amino-2-hydroxypropyl)-5-chloro-2-thiophenecarboxamide derivatives starting from 5-chloro-*N*-(2-oxiranylmethyl)-2-thiophenecarboxamide

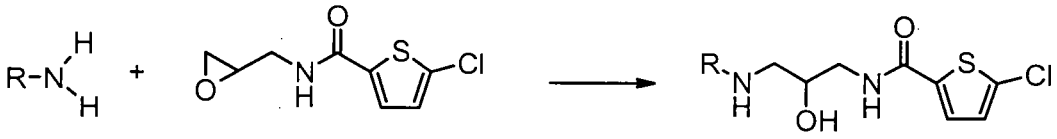

5-Chloro-*N*-(2-oxiranylmethyl)-2-thiophenecarboxamide (1.0 eq.) is added in portions to a solution of primary amine or aniline derivative (1.5 to 2.5 eq.) in 1,4-dioxane, 1,4-dioxane/water mixtures or ethanol, ethanol/water mixtures (approx. 0.3 to 1.0 mol/l) at room temperature or at temperatures up to 80°C. The mixture is stirred for 2 to 6 hours before being concentrated. The product can be isolated from the reaction mixture by chromatography on silica gel (cyclohexane/ethyl acetate mixtures, dichloromethane/methanol mixtures or dichloromethane/methanol/triethylamine mixtures).

The following were prepared in an analogous manner:

Example 22

***N*-[3-(Benzylamino)-2-hydroxypropyl]-5-chloro-2-thiophenecarboxamide**

MS (ESI): m/z (%) = 325 (M+H, 100);

HPLC (method 1): rt (%) = 3.87 min (97.9).

Example 23

5-Chloro-*N*-[3-(3-cyanoanilino)-2-hydroxypropyl]-2-thiophenecarboxamide

MS (ESI): m/z (%) = 336 (M+H, 100);

HPLC (method 2): rt (%) = 4.04 min (100).

Example 24

5-Chloro-*N*-[3-(4-cyanoanilino)-2-hydroxypropyl]-2-thiophenecarboxamide

MS (ESI): m/z (%) = 336 (M+H, 100);

HPLC (method 1): rt (%) = 4.12 min (100).

Example 25

5-Chloro-N-{3-[4-(cyanomethyl)anilino]-2-hydroxypropyl}-2-thiophenecarboxamide

MS (ESI): m/z (%) = 350 (M+H, 100);

HPLC (method 4): rt (%) = 3.60 min (95.4).

Example 26

5-Chloro-N-{3-[3-(cyanomethyl)anilino]-2-hydroxypropyl}-2-thiophenecarboxamide

MS (ESI): m/z (%) = 350 (M+H, 100);
HPLC (method 4): rt (%) = 3.76 min (94.2).

Example 58

***tert*-Butyl 4-[(3-{[(5-chloro-2-thienyl)carbonyl]amino}-2-hydroxypropyl)amino]-benzylcarbamate**

Starting from *tert*-butyl 4-aminobenzylcarbamate (*Bioorg. Med. Chem. Lett.*; **1997**; 1921-1926):
MS (ES-pos): m/z (%) = 440 (M+H, 100), (ES-neg): m/z (%) = 438 (M-H, 100);
HPLC (method 1): rt (%) = 4.08 (100).

Example 59

***tert*-Butyl 4-[(3-{[(5-chloro-2-thienyl)carbonyl]amino}-2-hydroxypropyl)amino]-phenylcarbamate**

Starting from *N-tert*-butyloxycarbonyl-1,4-phenylenediamine:
MS (ESI): m/z (%) = 426 (M+H, 45), 370 (100);
HPLC (method 1): rt (%) = 4.06 (100).

Example 60

***tert*-Butyl 2-hydroxy-3-{[4-(2-oxo-1-pyrrolidinyl)phenyl]amino}propylcarbamate**

Starting from 1-(4-aminophenyl)-2-pyrrolidinone (*Justus Liebigs Ann. Chem.*; **1955**; *596*; 204):
MS (DCI, NH_3): m/z (%) = 350 (M+H, 100);
HPLC (method 1): rt (%) = 3.57 (97).

Example 61

5-Chloro-N-(3-{[3-fluoro-4-(3-oxo-4-morpholinyl)phenyl]amino}-2-hydroxypropyl)-2-thiophenecarboxamide

800 mg (3.8 mmol) of 4-(4-amino-2-fluorophenyl)-3-morpholinone and 700 mg (3.22 mmol) of 5-chloro-N-(2-oxiranylmethyl)-2-thiophenecarboxamide are heated in 15 ml of ethanol and 1 ml of water under reflux for 6 hours. The mixture is evaporated in vacuo, the crystals which have separated out after treatment with ethyl acetate are filtered off with suction, and chromatography of the mother liquor results in 276 mg (17% of theory) of the target compound.

R_f (ethyl acetate): 0.25.

Example 62

(*N*-(3-Anilino-2-hydroxypropyl)-5-chloro-2-thiophenecarboxamide

starting from aniline:

MS (DCI, NH_3): m/z (%) = 311 ($[M+H]^+$, 100), Cl pattern;

HPLC (method 3): rt (%) = 3.79 (100).

Example 63

5-Chloro-*N*-(2-hydroxy-3-{[4-(3-oxo-4-morpholinyl)phenyl]amino}propyl)-2-thiophenecarboxamide

starting from 4-(4-aminophenyl)-3-morpholinone:

MS (ESI): m/z (%) = 410 ($[M+H]^+$, 50), Cl pattern;

HPLC (method 3): rt (%) = 3.58 (100).

Example 64

***N*-[3-({4-[Acetyl(cyclopropyl)amino]phenyl}amino)-2-hydroxypropyl]-5-chloro-2-thiophenecarboxamide**

starting from *N*-(4-aminophenyl)-*N*-cyclopropylacetamide:

MS (ESI): m/z (%) = 408 ($[M+H]^+$, 100), Cl pattern;

HPLC (method 3): rt (%) = 3.77 (100).

Example 65

N-[3-({4-[Acetyl(methyl)amino]phenyl}amino)-2-hydroxypropyl]-5-chloro-2-thiophenecarboxamide

starting from N-(4-aminophenyl)-N-methylacetamide:

MS (ESI): m/z (%) = 382 (M+H, 100);

HPLC (method 4): rt = 3.31 min.

Example 66

5-Chloro-N-(2-hydroxy-3-{[4-(1H-1,2,3-triazol-1-yl)phenyl]amino}propyl)-2-thiophenecarboxamide

starting from 4-(1H-1,2,3-triazol-1-yl)aniline (Bouchet et al.; J.Chem.Soc.Perkin Trans.2; **1974**; 449):

MS (ESI): m/z (%) = 378 (M+H, 100);

HPLC (method 4): rt = 3.55 min.

Example 67

Tert-butyl 1-{4-[(3-{[(5-chloro-2-thienyl)carbonyl]amino}-2-hydroxypropyl)amino]phenyl}-L-prolinate

MS (ESI): m/z (%) = 480 (M+H, 100);

HPLC (method 4): rt = 3.40 min.

Example 68

1-{4-[(3-{[(5-Chloro-2-thienyl)carbonyl]amino}-2-hydroxypropyl)amino]phenyl}-4-piperidinecarboxamide

MS (ESI): m/z (%) = 437 (M+H, 100);

HPLC (method 4): rt = 2.39 min.

Example 69

1-{4-[(3-{[(5-Chloro-2-thienyl)carbonyl]amino}-2-hydroxypropyl)amino]phenyl}-3-piperidinecarboxamide

MS (ESI): m/z (%) = 437 (M+H, 100);

HPLC (method 4): rt = 2.43 min.

Example 70

Example 72

5-Chloro-N-[2-hydroxy-3-({4-[3-(hydroxymethyl)-1-piperidinyl]phenyl}amino)propyl]-2-thiophenecarboxamide

MS (ESI): m/z (%) = 424 (M+H, 100);
HPLC (method 4): rt = 2.43 min.

Example 73

5-Chloro-N-[2-hydroxy-3-({4-[2-(hydroxymethyl)-1-piperidinyl]phenyl}amino)propyl]-2-thiophenecarboxamide

MS (ESI): m/z (%) = 424 (M+H, 100);
HPLC (method 4): rt = 2.49 min.

Example 74

Ethyl 1-{4-[(3-{[(5-chloro-2-thienyl)carbonyl]amino}-2-hydroxypropyl)amino]phenyl}-2-piperidinecarboxylate

MS (ESI): m/z (%) = 466 (M+H, 100);
HPLC (method 4): rt = 3.02 min.

Example 75

5-Chloro-N-[2-hydroxy-3-({4-[2-(hydroxymethyl)-1-pyrrolidinyl]phenyl}amino)propyl]-2-thiophenecarboxamide

MS (ESI): m/z (%) = 410 (M+H, 100);
HPLC (method 4): rt = 2.48 min.

Example 76

5-Chloro-N-(2-hydroxy-3-{[4-(2-methylhexahydro-5H-pyrrolo[3,4-d]isoxazol-5-yl)-phenyl]amino}propyl)-2-thiophenecarboxamide

MS (ESI): m/z (%) = 437 (M+H, 100).
HPLC (method 5): rt = 1.74 min.

Example 77

5-Chloro-N-(2-hydroxy-3-{[4-(1-pyrrolidinyl)-3-(trifluoromethyl)phenyl]amino}propyl)-2-thiophenecarboxamide

MS (ESI): m/z (%) = 448 (M+H, 100);
HPLC (method 4): rt = 3.30 min.

Example 78

5-Chloro-N-(2-hydroxy-3-{[4-(2-oxo-1-pyrrolidinyl)-3-(trifluoromethyl)phenyl]-amino}propyl)-2-thiophenecarboxamide

MS (ESI): m/z (%) = 462 (M+H, 100);
HPLC (method 4): rt = 3.50 min.

Example 79

5-Chloro-N-(3-{[3-chloro-4-(3-oxo-4-morpholinyl)phenyl]amino}-2-hydroxypropyl)-2-thiophenecarboxamide

MS (ESI): m/z (%) = 444 (M+H, 100);
HPLC (method 4): rt = 3.26 min.

Example 80

5-Chloro-N-(2-hydroxy-3-{[4-(3-oxo-4-morpholinyl)-3-(trifluoromethyl)phenyl]-amino}propyl)-2-thiophenecarboxamide

MS (ESI): m/z (%) = 478 (M+H, 100);
HPLC (method 4): rt = 3.37 min.

Example 81

5-Chloro-N-(2-hydroxy-3-{[3-methyl-4-(3-oxo-4-morpholinyl)phenyl]amino}propyl)-2-thiophenecarboxamide

MS (ESI): m/z (%) = 424 (M+H, 100);
HPLC (method 4): rt = 2.86 min.

Example 82

5-Chloro-N-(3-{[3-cyano-4-(3-oxo-4-morpholinyl)phenyl]amino}-2-hydroxypropyl)-2-thiophenecarboxamide

MS (ESI): m/z (%) = 435 (M+H, 100);
HPLC (method 4): rt = 3.10 min.

Example 83

5-Chloro-N-(3-{[3-chloro-4-(1-pyrrolidinyl)phenyl]amino}-2-hydroxypropyl)-2-thiophenecarboxamide

MS (ESI): m/z (%) = 414 (M+H, 100);
HPLC (method 4): rt = 2.49 min.

Example 84

5-Chloro-N-(3-{[3-chloro-4-(2-oxo-1-pyrrolidinyl)phenyl]amino}-2-hydroxypropyl)-2-thiophenecarboxamide

MS (ESI): m/z (%) = 428 (M+H, 100);
HPLC (method 4): rt = 3.39 min.

Example 85

5-Chloro-N-(3-{[3,5-dimethyl-4-(3-oxo-4-morpholinyl)phenyl]amino}-2-hydroxypropyl)-2-thiophenecarboxamide

MS (ESI): m/z (%) = 438 (M+H, 100);
HPLC (method 4): rt = 2.84 min.

Example 86

N-(3-{[3-(Aminocarbonyl)-4-(4-morpholinyl)phenyl]amino}-2-hydroxypropyl)-5-chloro-2-thiophenecarboxamide

MS (ESI): m/z (%) = 439 (M+H, 100);
HPLC (method 4): rt = 2.32 min.

Example 87

5-Chloro-N-(2-hydroxy-3-{[3-methoxy-4-(4-morpholinyl)phenyl]amino}propyl)-2-thiophenecarboxamide

MS (ESI): m/z (%) = 426 (M+H, 100);
HPLC (method 4): rt = 2.32 min.

Example 88

N-(3-{[3-Acetyl-4-(4-morpholinyl)phenyl]amino}-2-hydroxypropyl)-5-chloro-2-thiophenecarboxamide

MS (ESI): m/z (%) = 438 (M+H, 100);
HPLC (method 4): rt = 2.46 min.

Example 89

N-(3-{[3-Amino-4-(3-oxo-4-morpholinyl)phenyl]amino}-2-hydroxypropyl)-5-chloro-2-thiophenecarboxamide

MS (ESI): m/z (%) = 425 (M+H, 100);
HPLC (method 4): rt = 2.45 min.

Example 90

5-Chloro-N-(3-{[3-chloro-4-(2-methyl-3-oxo-4-morpholinyl)phenyl]amino}-2-hydroxypropyl)-2-thiophenecarboxamide

MS (ESI): m/z (%) = 458 (M+H, 100);
HPLC (method 4): rt = 3.44 min.

Example 91

5-Chloro-N-(3-{[3-chloro-4-(2-methyl-5-oxo-4-morpholinyl)phenyl]amino}-2-hydroxypropyl)-2-thiophenecarboxamide

MS (ESI): m/z (%) = 458 (M+H, 100);

HPLC (method 4): rt = 3.48 min.

Example 91a

5-Chloro-N-[2-hydroxy-3-({4-[(3-oxo-4-morpholinyl)methyl]phenyl}amino)propyl]-2-thiophenecarboxamide

Starting from 4-(4-aminobenzyl)-3-morpholinone (Surrey et al.; J. Amer. Chem. Soc.; 77; **1955**; 633):

MS (ESI): m/z (%) = 424 (M+H, 100);

HPLC (method 4): rt = 2.66 min.

General method for preparing 3-substituted 5-chloro-*N*-[(2-oxo-1,3-oxazolidin-5-yl)methyl]-2-thiophenecarboxamide derivatives starting from substituted *N*-(3-amino-2-hydroxypropyl)-5-chloro-2-thiophenecarboxamide derivatives

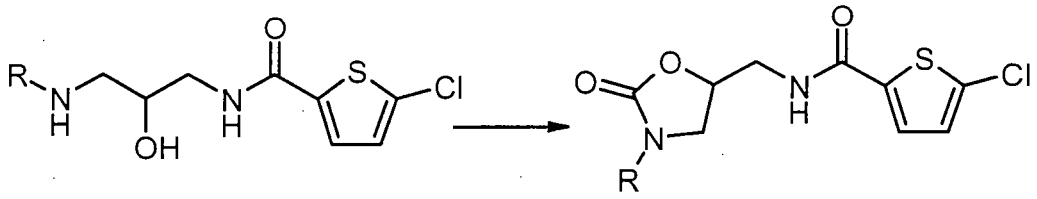

Carbodiimidazole (1.2 to 1.8 eq.) or a comparable phosgene equivalent is added to a solution of substituted *N*-(3-amino-2-hydroxypropyl)-5-chloro-2-thiophenecarboxamide derivative (1.0 eq.) in absolute THF (approx. 0.1 mol/l) at room temperature. The mixture is stirred at room temperature or, where appropriate, at elevated temperature (up to 70°C) for 2 to 18 h before being concentrated in vacuo. The product can be purified by chromatography on silica gel (dichloromethane/methanol mixtures or cyclohexane/ethyl acetate mixtures).

The following were prepared in an analogous manner:

Example 27

***N*-[(3-Benzyl-2-oxo-1,3-oxazolidin-5-yl)methyl]-5-chloro-2-thiophenecarboxamide**

MS (DCI, NH_4): m/z (%) = 372 (M+Na, 100), 351 (M+H, 45);

HPLC (method 1): rt (%) = 4.33 min (100).

Example 28

5-Chloro-*N*-{[3-(3-cyanophenyl)-2-oxo-1,3-oxazolidin-5-yl]methyl}-2-thiophenecarboxamide

MS (DCI, NH_4): m/z (%) = 362 (M+H, 42), 145 (100);
HPLC (method 2): rt (%) = 4.13 min (100).

Example 29

5-Chloro-N-({3-[4-(cyanomethyl)phenyl]-2-oxo-1,3-oxazolidin-5-yl}methyl)-2-thiophenecarboxamide

MS (ESI): m/z (%) = 376 (M+H, 100);
HPLC (method 4): rt = 4.12 min

Example 30

5-Chloro-N-({3-[3-(cyanomethyl)phenyl]-2-oxo-1,3-oxazolidin-5-yl}methyl)-2-thiophenecarboxamide

MS (ESI): m/z (%) = 376 (M+H, 100);
HPLC (method 4): rt = 4.17 min

Example 92

***tert*-Butyl 4-[5-({[(5-chloro-2-thienyl)carbonyl]amino}methyl)-2-oxo-1,3-oxazolidin-3-yl]benzylcarbamate**

starting from Example 58:
MS (ESI): m/z (%) = 488 (M+Na, 23), 349 (100);
HPLC (method 1): rt (%) = 4.51 (98.5).

Example 93

***tert*-Butyl 4-[5-({[(5-chloro-2-thienyl)carbonyl]amino}methyl)-2-oxo-1,3-oxazolidin-3-yl]phenylcarbamate**

starting from Example 59:
MS (ESI): m/z (%) = 493 (M+Na, 70), 452 (M+H, 10), 395 (100);
HPLC (method 1): rt (%) = 4.41 (100).

Example 94

***tert*-Butyl 2-oxo-3-[4-(2-oxo-1-pyrrolidinyl)phenyl]-1,3-oxazolidin-5-yl}methylcarbamate**

starting from Example 60:

MS (DCI, NH_3): m/z (%) = 393 ($M+NH_4$, 100);

HPLC (method 3): rt (%) = 3.97 (100).

Example 95

5-Chloro-N-({3-[3-fluoro-4-(3-oxo-4-morpholinyl)phenyl]-2-oxo-1,3-oxazolidin-5-yl}methyl)-2-thiophenecarboxamide

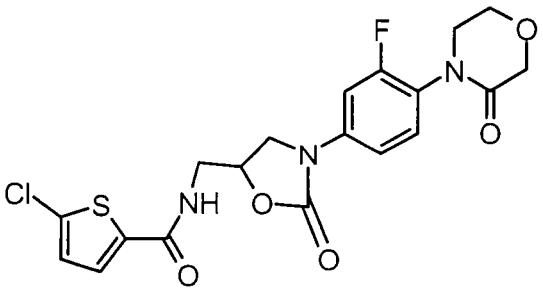

260 mg (0.608 mmol) of 5-chloro-N-(3-{[3-fluoro-4-(3-oxo-4-morpholinyl)phenyl]amino}-2-hydroxypropyl)-2-thiophenecarboxamide (from Example 61), 197 mg (1.22 mmol) of carbonylimidazole and 7 mg of dimethylaminopyridine are boiled in 20 ml of dioxane under reflux for 5 hours. 20 ml of acetonitrile are then added, and the mixture is stirred in a closed container in a microwave oven at 180°C for 30 minutes. The solution is concentrated in a rotary evaporator and chromatographed on an RP-HPLC column. 53 mg (19% of theory) of the target compound are obtained.

NMR (300 MHz, d_6-DMSO): δ= 3.6-3.7 (m,4H), 3.85 (dd,1H), 3.95 (m,2H), 4.2 (m,1H), 4.21 (s,2H), 4.85 (m,1H), 4.18 (s,2H), 7.19 (d,1H,thiophene), 7.35 (dd,1H), 7.45 (t,1H), 7.55 (dd,1H), 7.67 (d,1H,thiophene), 8.95 (t,1H,CONH).

Example 96

5-Chloro-*N*-[(2-oxo-3-phenyl-1,3-oxazolidin-5-yl)methyl]-2-thiophenecarboxamide

starting from Example 62:

MS (ESI): m/z (%) = 359 ($[M+Na]^+$, 71), 337 ($[M+H]^+$, 100), Cl pattern;

HPLC (method 3): rt (%) = 4.39 (100).

IC_{50}: 2 µM

Example 97

5-Chloro-*N*-({2-oxo-3-[4-(3-oxo-4-morpholinyl)phenyl]-1,3-oxazolidin-5-yl}methyl)-2-thiophenecarboxamide

starting from Example 63:

MS (ESI): m/z (%) = 458 ($[M+Na]^+$, 66), 436 ($[M+H]^+$, 100), Cl pattern;

HPLC (method 3): rt (%) = 3.89 (100).

IC_{50}: 1.4 nM

Example 98

***N*-[(3-{4-[Acetyl(cyclopropyl)amino]phenyl}-2-oxo-1,3-oxazolidin-5-yl)methyl]-5-chloro-2-thiophenecarboxamide**

starting from Example 64:

MS (ESI): m/z (%) = 456 ($[M+Na]^+$, 55), 434 ($[M+H]^+$, 100), Cl pattern;

HPLC (method 3): rt (%) = 4.05 (100).

IC_{50}: 50 nM

Example 99

N-[(3-{4-[Acetyl(methyl)amino]phenyl}-2-oxo-1,3-oxazolidin-5-yl)methyl]-5-chloro-2-thiophenecarboxamide

MS (ESI): m/z (%) = 408 (M+H, 30), 449 (M+H+MeCN, 100);

HPLC (method 4): rt = 3.66 min.

Example 100

5-Chloro-N-({2-oxo-3-[4-(1H-1,2,3-triazol-1-yl)phenyl]-1,3-oxazolidin-5-yl}methyl)-2-thiophenecarboxamide

MS (ESI): m/z (%) = 404 (M+H, 45), 445 (M+H+MeCN, 100);

HPLC (method 4): rt = 3.77 min.

Example 101

Tert-butyl 1-{4-[5-({[(5-chloro-2-thienyl)carbonyl]amino}methyl)-2-oxo-1,3-oxazolidin-3-yl]phenyl}-L-prolinate

MS (ESI): m/z (%) = 450 (M+H-56, 25), 506 (M+H, 100);
HPLC (method 4): rt = 5.13 min.

Example 102

1-{4-[5-({[(5-Chloro-2-thienyl)carbonyl]amino}methyl)-2-oxo-1,3-oxazolidin-3-yl]phenyl}-4-piperidinecarboxamide

MS (ESI): m/z (%) = 463 (M+H, 100);
HPLC (method 4): rt = 2.51 min.

Example 103

1-{4-[5-({[(5-Chloro-2-thienyl)carbonyl]amino}methyl)-2-oxo-1,3-oxazolidin-3-yl]phenyl}-3-piperidinecarboxamide

MS (ESI): m/z (%) = 463 (M+H, 100);
HPLC (method 4): rt = 2.67 min.

Example 104

5-Chloro-N-({2-oxo-3-[4-(4-oxo-1-piperidinyl)phenyl]-1,3-oxazolidin-5-yl}methyl)-2-thiophenecarboxamide

MS (ESI): m/z (%) = 434 (M+H, 40), 452 (M+H+H_2O, 100), 475 (M+H+MeCN, 60);
HPLC (method 4): rt = 3.44 min.

Example 105

1-{4-[5-({[(5-Chloro-2-thienyl)carbonyl]amino}methyl)-2-oxo-1,3-oxazolidin-3-yl]phenyl}-L-prolinamide

MS (ESI): m/z (%) = 449 (M+H, 100);
HPLC (method 4): rt = 3.54 min.

Example 106

5-Chloro-N-[(3-{4-[3-(hydroxymethyl)-1-piperidinyl]phenyl}-2-oxo-1,3-oxazolidin-5-yl)methyl]-2-thiophenecarboxamide

MS (ESI): m/z (%) = 450 (M+H, 100);
HPLC (method 5): rt = 2.53 min.

Example 107

5-Chloro-N-[(3-{4-[2-(hydroxymethyl)-1-piperidinyl]phenyl}-2-oxo-1,3-oxazolidin-5-yl)methyl]-2-thiophenecarboxamide

MS (ESI): m/z (%) = 450 (M+H, 100);
HPLC (method 5): rt = 2.32 min.

Example 108

Ethyl 1-{4-[5-({[(5-chloro-2-thienyl)carbonyl]amino}methyl)-2-oxo-1,3-oxazolidin-3-yl]phenyl}-2-piperidinecarboxylate

MS (ESI): m/z (%) = 492 (M+H, 100);
HPLC (method 5): rt = 4.35 min.

Example 109

5-Chloro-N-[(3-{4-[2-(hydroxymethyl)-1-pyrrolidinyl]phenyl}-2-oxo-1,3-oxazolidin-5-yl)methyl]-2-thiophenecarboxamide

MS (ESI): m/z (%) = 436 (M+H, 100);
HPLC (method 4): rt = 2.98 min.

Example 110

5-Chloro-N-({2-oxo-3-[4-(1-pyrrolidinyl)-3-(trifluoromethyl)phenyl]-1,3-oxazolidin-5-yl}methyl)-2-thiophenecarboxamide

MS (ESI): m/z (%) = 474 (M+H, 100);
HPLC (method 4): rt = 4.63 min.

Example 111

5-Chloro-N-({3-[4-(2-methylhexahydro-5H-pyrrolo[3,4-d]isoxazol-5-yl)phenyl]-2-oxo-1,3-oxazolidin-5-yl}methyl)-2-thiophenecarboxamide

MS (ESI): m/z (%) = 463 (M+H, 100);
HPLC (method 4): rt = 2.56 min.

Example 112

5-Chloro-N-({2-oxo-3-[4-(2-oxo-1-pyrrolidinyl)-3-(trifluoromethyl)phenyl]-1,3-oxazolidin-5-yl}methyl)-2-thiophenecarboxamide

MS (ESI): m/z (%) = 488 (M+H, 100);
HPLC (method 4): rt = 3.64 min.

Example 113

5-Chloro-N-({3-[3-chloro-4-(3-oxo-4-morpholinyl)phenyl]-2-oxo-1,3-oxazolidin-5-yl}methyl)-2-thiophenecarboxamide

MS (ESI): m/z (%) = 470 (M+H, 100);
HPLC (method 4): rt = 3.41 min.

Example 114

5-Chloro-N-({2-oxo-3-[4-(3-oxo-4-morpholinyl)-3-(trifluoromethyl)phenyl]-1,3-oxazolidin-5-yl}methyl)-2-thiophenecarboxamide

MS (ESI): m/z (%) = 504 (M+H, 100);
HPLC (method 4): rt = 3.55 min.

Example 115

5-Chloro-N-({3-[3-methyl-4-(3-oxo-4-morpholinyl)phenyl]-2-oxo-1,3-oxazolidin-5-yl}methyl)-2-thiophenecarboxamide

MS (ESI): m/z (%) = 450 (M+H, 100);
HPLC (method 4): rt = 3.23 min.

Example 116

5-Chloro-N-({3-[3-cyano-4-(3-oxo-4-morpholinyl)phenyl]-2-oxo-1,3-oxazolidin-5-yl}methyl)-2-thiophenecarboxamide

MS (ESI): m/z (%) = 461 (M+H, 100);
HPLC (method 4): rt = 3.27 min.

Example 117

5-Chloro-N-({3-[3-chloro-4-(1-pyrrolidinyl)phenyl]-2-oxo-1,3-oxazolidin-5-yl}methyl)-2-thiophenecarboxamide

MS (ESI): m/z (%) = 440 (M+H, 100);
HPLC (method 4): rt = 3.72 min.

Example 118

5-Chloro-N-({3-[3-chloro-4-(2-oxo-1-pyrrolidinyl)phenyl]-2-oxo-1,3-oxazolidin-5-yl}methyl)-2-thiophenecarboxamide

MS (ESI): m/z (%) = 454 (M+H, 100);
HPLC (method 4): rt = 3.49 min.

Example 119

5-Chloro-N-({3-[3,5-dimethyl-4-(3-oxo-4-morpholinyl)phenyl]-2-oxo-1,3-oxazolidin-5-yl}methyl)-2-thiophenecarboxamide

MS (ESI): m/z (%) = 464 (M+H, 100);
HPLC (method 4): rt = 3.39 min.

Example 120

N-({3-[3-(Aminocarbonyl)-4-(4-morpholinyl)phenyl]-2-oxo-1,3-oxazolidin-5-yl}methyl)-5-chloro-2-thiophenecarboxamide

MS (ESI): m/z (%) = 465 (M+H, 100);
HPLC (method 4): rt = 3.07 min.

Example 121

5-Chloro-N-({3-[3-methoxy-4-(4-morpholinyl)phenyl]-2-oxo-1,3-oxazolidin-5-yl}methyl)-2-thiophenecarboxamide

MS (ESI): m/z (%) = 452 (M+H, 100);
HPLC (method 4): rt = 2.86 min.

Example 122

N-({3-[3-Acetyl-4-(4-morpholinyl)phenyl]-2-oxo-1,3-oxazolidin-5-yl}methyl)-5-chloro-2-thiophenecarboxamide

MS (ESI): m/z (%) = 464 (M+H, 100);
HPLC (method 4): rt = 3.52 min.

Example 123

N-({3-[3-Amino-4-(3-oxo-4-morpholinyl)phenyl]-2-oxo-1,3-oxazolidin-5-yl}methyl)-5-chloro-2-thiophenecarboxamide

MS (ESI): m/z (%) = 451 (M+H, 100);
HPLC (method 6): rt = 3.16 min.

Example 124

5-Chloro-N-({3-[3-chloro-4-(2-methyl-3-oxo-4-morpholinyl)phenyl]-2-oxo-1,3-oxazolidin-5-yl}methyl)-2-thiophenecarboxamide

MS (ESI): m/z (%) = 484 (M+H, 100);
HPLC (method 4): rt = 3.59 min.

Example 125

5-Chloro-N-({3-[3-chloro-4-(2-methyl-5-oxo-4-morpholinyl)phenyl]-2-oxo-1,3-oxazolidin-5-yl}methyl)-2-thiophenecarboxamide

MS (ESI): m/z (%) = 484 (M+H, 100);
HPLC (method 4): rt = 3.63 min.

Example 125a

5-Chloro-N-[(2-oxo-3-{4-[(3-oxo-4-morpholinyl)methyl]phenyl}-1,3-oxazolidin-5-yl)methyl]-2-thiophenecarboxamide

MS (ESI): m/z (%) = 450 (M+H, 100);

HPLC (method 4): rt = 3.25 min.

In addition, the following compounds were prepared by the route of epoxide opening with an amine and subsequent cyclization to give the corresponding oxazolidinone:

Example No.	Structure	M.p. [°C]	IC_{50} [µM]
126	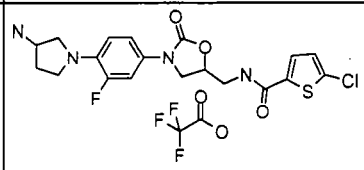	229 decomp.	0.013
127	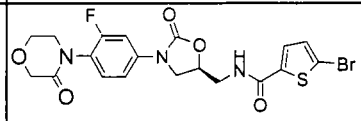	159	0.0007
128	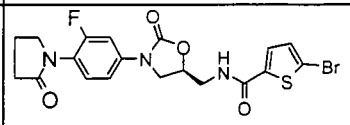	198	0.002
129	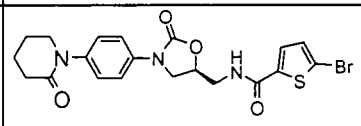	196	0.001
130	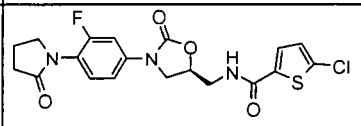	206	0.0033
130a	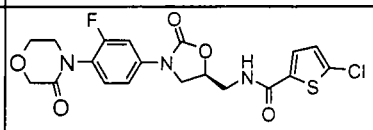	194	
131	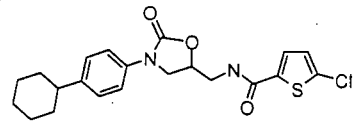	195	0.85
132	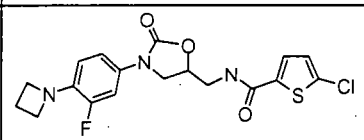	206	0.12
133	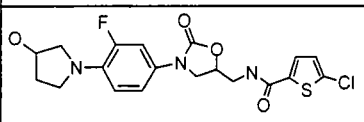	217	0.062
134	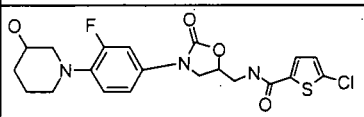 from 1-(4-aminophenyl)piperidin-3-ol (Tong,L.K.J. et al; J.Amer.Chem.Soc **1960**; 82,1988).	207	0.48

Example No.	Structure	M.p. [°C]	IC_{50} [µM]
135	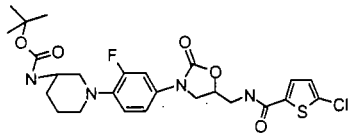	202	1.1
136	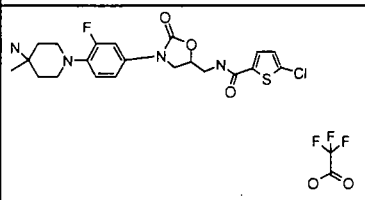	239	1.2
137	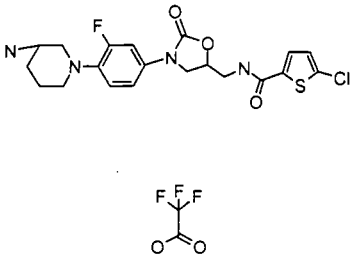	219	0.044
138	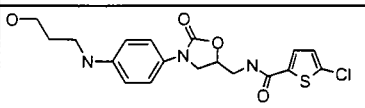	95	0.42
139	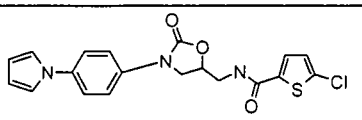	217	1.7

Examples 14 to 16 which follow are exemplary embodiments of the optional oxidation process step, i.e. one which takes place where appropriate.

Example 14

5-Chloro-N-({(5S)-3-[3-fluoro-4-(1-oxo-1[lambda]^4,4-thiazinan-4-yl)phenyl]-2-oxo-1,3-oxazolidin-5-yl}methyl)-2-thiophenecarboxamide

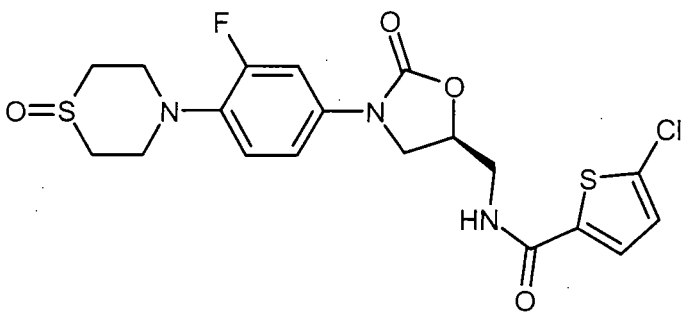

5-Chloro-N-({(5S)-3-[3-fluoro-4-(1,4-thiazinan-4-yl)phenyl]-2-oxo-1,3-oxazolidin-5-yl}methyl)-2-thiophenecarboxamide (0.1 g, 0.22 mmol) from Example 3 in methanol (0.77 ml) is added at 0°C to a solution of sodium periodate (0.05 g, 0.23 mmol) in water (0.54 ml) and stirred at 0°C for 3 h. Then 1 ml of DMF is added, and the mixture is stirred at RT for 8 h. Addition of a further 50 mg of sodium periodate is followed by stirring at RT once again overnight. 50 ml of water are then added to the mixture, and the insoluble product is filtered off with suction. Washing with water and drying result in 60 mg (58% of theory) of crystals.

M.p.: 257°C;

R_f (silica gel, toluene/ethyl acetate 1:1) = 0.54 (precursor = 0.46);

IC_{50} = 1.1 µM;

MS (DCI) 489 ($M+NH_4$), Cl pattern.

Example 15

Preparation of 5-chloro-N-({(5S)-3-[4-(1,1-dioxo-1[lambda]^6,4-thiazinan-4-yl)-3-fluorophenyl]-2-oxo-1,3-oxazolidin-5-yl}methyl)-2-thiophenecarboxamide

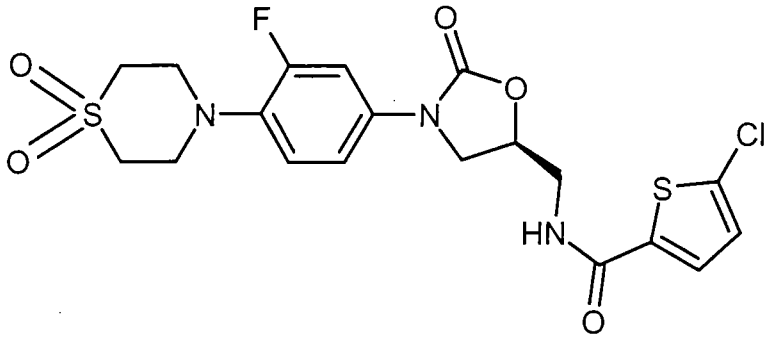

80 mg (0.66 mmol) of N-methylmorpholine N-oxide (NMO) and 0.1 ml of a 2.5% strength solution of osmium tetroxide in 2-methyl-2-propanol are added to 5-chloro-N-({(5S)-3-[3-fluoro-4-(1,4-thiazinan-4-yl)phenyl]-2-oxo-1,3-oxazolidin-5-yl}methyl)-2-thiophenecarboxamide from Example 3 (0.1 g, 0.22 mmol) in 3.32 ml of a mixture of 1 part of water and 3 parts of acetone. The mixture is stirred at room temperature overnight and a further 40 mg of NMO are added. After being stirred for a further night, the mixture is added to 50 ml of water and extracted three times with ethyl acetate. Drying and evaporation of the organic phase result in 23 mg, and filtration with suction of the insoluble solid from the aqueous phase results in 19 mg of the target compound (total 39% of theory).

M.p.: 238°C;

R_f (toluene/ethyl acetate 1:1) = 0.14 (precursor = 0.46);

IC_{50} = 210 nM;

MS (DCI): 505 ($M+NH_4$), Cl pattern.

Example 16

5-Chloro-N-{[(5S)-3-(3-fluoro-4-morpholinophenyl)-2-oxo-1,3-oxazolidin-5-yl]methyl}-2-thiophenecarboxamide N-oxide

is obtained by treating 5-chloro-N-{[(5S)-3-(3-fluoro-4-morpholinophenyl)-2-oxo-1,3-oxazolidin-5-yl]methyl}-2-thiophenecarboxamide from Example 1 with monoperoxyphthalic acid magnesium salt.

MS (ESI): 456 (M+H, 21%, Cl pattern), 439 (100%).

Examples 31 to 35 and 140 to 147 which follow relate to the optional amidination process step, i.e. one which takes place where appropriate.

General method for preparing amidines and amidine derivatives starting from cyanomethylphenyl-substituted 5-chloro-N-[(2-oxo-1,3-oxazolidin-5-yl)methyl]-2-thiophenecarboxamide derivatives

The particular cyanomethylphenyl-substituted 5-chloro-N-[(2-oxo-1,3-oxazolidin-5-yl)methyl]-2-thiophenecarboxamide derivative (1.0 eq.) is stirred together with triethylamine (8.0 eq.) in a saturated solution of hydrogen sulfide in pyridine (approx. 0.05 – 0.1 mol/l) at RT for one to two days. The reaction mixture is diluted with ethyl acetate (EtOAc) and washed with 2 N hydrochloric acid. The organic phase is dried with $MgSO_4$, filtered and evaporated in vacuo.

The crude product is dissolved in acetone (0.01-0.1 mol/l), and methyl iodide (40 eq.) is added. The reaction mixture is stirred at room temperature (RT) for 2 to 5 h and then concentrated in vacuo.

The residue is dissolved in methanol (0.01-0.1 mol/l) and, to prepare the unsubstituted amidines, ammonium acetate (3 eq.) and ammonium chloride (2 eq.) are added. The substituted amidine derivatives are prepared by adding primary or secondary amines (1.5 eq.) and acetic acid (2 eq.) to the methanolic solution. After 5-30 h, the solvent is removed in vacuo and the residue is purified

by chromatography on an RP8 silica gel column (water/acetonitrile 9/1-1/1 + 0.1% trifluoroacetic acid).

The following were prepared in an analogous manner:

Example 31:

N-({3-[4-(2-Amino-2-iminoethyl)phenyl]-2-oxo-1,3-oxazolidin-5-yl}methyl)-5-chloro-2-thiophenecarboxamide

MS (ESI): m/z (%) = 393 (M+H, 100);
HPLC (method 4): rt = 2.63 min

Example 32:

5-Chloro-N-({3-[3-(4,5-dihydro-1H-imidazol-2-ylmethyl)phenyl]-2-oxo-1,3-oxazolidin-5-yl}methyl)-2-thiophenecarboxamide

MS (ESI): m/z (%) = 419 (M+H, 100);
HPLC (method 4): rt = 2.61 min

Example 33:

5-Chloro-N-[(3-{3-[2-imino-2-(4-morpholinyl)ethyl]phenyl}-2-oxo-1,3-oxazolidin-5-yl)methyl]-2-thiophenecarboxamide

MS (ESI): m/z (%) = 463 (M+H, 100);
HPLC (method 4): rt = 2.70 min

Example 34:

5-Chloro-N-[(3-{3-[2-imino-2-(1-pyrrolidinyl)ethyl]phenyl}-2-oxo-1,3-oxazolidin-5-yl)methyl]-2-thiophenecarboxamide

MS (ESI): m/z (%) = 447 (M+H, 100);
HPLC (method 4): rt = 2.82 min

Example 35:

N-({3-[3-(2-Amino-2-iminoethyl)phenyl]-2-oxo-1,3-oxazolidin-5-yl}methyl)-5-chloro-2-thiophenecarboxamide

MS (ESI): m/z (%) = 393 (M+H, 100);
HPLC (method 4): rt = 2.60 min

Example 140

5-Chloro-N-({3-[4-(4,5-dihydro-1H-imidazol-2-ylmethyl)phenyl]-2-oxo-1,3-oxazolidin-5-yl}methyl)-2-thiophenecarboxamide

MS (ESI): m/z (%) = 419 (M+H, 100);
HPLC (method 4): rt = 2.65 min

Example 141

5-Chloro-N-[(3-{4-[2-imino-2-(4-morpholinyl)ethyl]phenyl}-2-oxo-1,3-oxazolidin-5-yl)methyl]-2-thiophenecarboxamide

MS (ESI): m/z (%) = 463 (M+H, 100);
HPLC (method 4): rt = 2.65 min

Example 142

5-Chloro-N-[(3-{4-[2-imino-2-(1-piperidinyl)ethyl]phenyl}-2-oxo-1,3-oxazolidin-5-yl)methyl]-2-thiophenecarboxamide

MS (ESI): m/z (%) = 461 (M+H, 100);
HPLC (method 4): rt = 2.83 min

Example 143

5-Chloro-N-[(3-{4-[2-imino-2-(1-pyrrolidinyl)ethyl]phenyl}-2-oxo-1,3-oxazolidin-5-yl)methyl]-2-thiophenecarboxamide

MS (ESI): m/z (%) = 447 (M+H, 100);
HPLC (method 4): rt = 2.76 min

Example 144

5-Chloro-N-[(3-{4-[2-(cyclopentylamino)-2-iminoethyl]phenyl}-2-oxo-1,3-oxazolidin-5-yl)methyl]-2-thiophenecarboxamide

MS (ESI): m/z (%) = 461 (M+H, 100);
HPLC (method 4): rt = 2.89 min

Example 145

5-Chloro-N-{[3-(4-{2-imino-2-[(2,2,2-trifluoroethyl)amino]ethyl}phenyl)-2-oxo-1,3-oxazolidin-5-yl]methyl}-2-thiophenecarboxamide

MS (ESI): m/z (%) = 475 (M+H, 100);
HPLC (method 4): rt = 2.79 min

Example 146

N-({3-[4-(2-Anilino-2-iminoethyl)phenyl]-2-oxo-1,3-oxazolidin-5-yl}methyl)-5-chloro-2-thiophenecarboxamide

MS (ESI): m/z (%) = 469 (M+H, 100);
HPLC (method 4): rt = 2.83 min

Example 147

5-Chloro-N-[(3-{4-[2-imino-2-(2-pyridinylamino)ethyl]phenyl}-2-oxo-1,3-oxazolidin-5-yl)methyl]-2-thiophenecarboxamide

MS (ESI): m/z (%) = 470 (M+H, 100);
HPLC (method 4): rt = 2.84 min

Examples 148 to 151 which follow relate to the elimination of BOC amino protective groups:

General method for eliminating Boc protective groups (*tert*-butyloxycarbonyl):

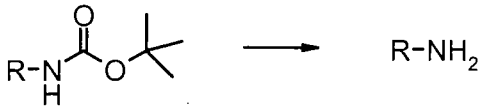

Aqueous trifluoroacetic acid (TFA, approx. 90%) is added dropwise to an ice-cooled solution of a *tert*-butyloxycarbonyl(Boc)-protected compound in chloroform or dichloromethane (approx.0.1 to 0.3 mol/l). After about 15 min, the ice cooling is removed and the mixture is stirred at room temperature for about 2-3 h before the solution is concentrated and dried under high vacuum. The residue is taken up in dichloromethane or dichloromethane/methanol and washed with saturated sodium bicarbonate solution or 1N sodium hydroxide solution. The organic phase is washed with saturated sodium chloride solution, dried over a little magnesium sulfate and concentrated. Purification takes place where appropriate by crystallization from ether or ether/dichloromethane mixtures.

The following were prepared in an analogous manner from the appropriate Boc-protected precursors:

Example 148

***N*-({3-[4-(Aminomethyl)phenyl]-2-oxo-1,3-oxazolidin-5-yl}methyl)-5-chloro-2-thiophenecarboxamide**

starting from Example 92:

MS (ESI): m/z (%) = 349 (M-NH_2, 25), 305 (100);

HPLC (method 1): rt (%) = 3.68 (98).

IC_{50}: 2.2 µM

Example 149

***N*-{[3-(4-Aminophenyl)-2-oxo-1,3-oxazolidin-5-yl]methyl}-5-chloro-2-thiophenecarboxamide**

starting from Example 93:

MS (ESI): m/z (%) = 352 (M+H, 25);

HPLC (method 1): rt (%) = 3.50 (100).

IC_{50}: 2 µM

An enantiopure alternative synthesis of this compound is depicted in the following scheme (cf. also Delalande S.A., DE 2836305,**1979**; Chem.Abstr. 90, 186926):

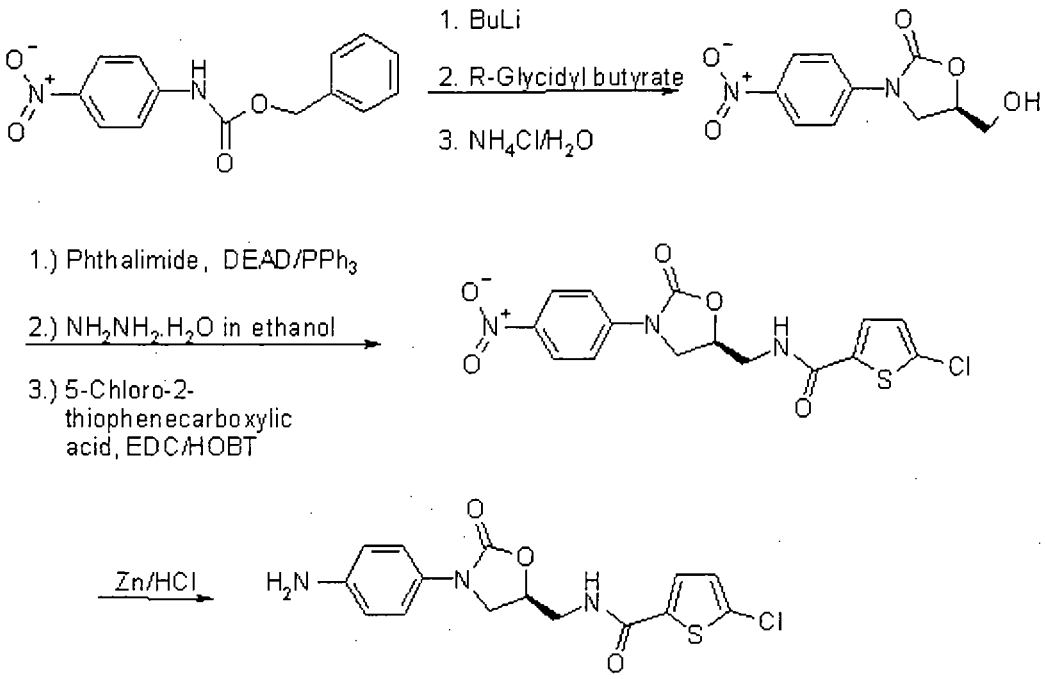

Example 150

5-Chloro-*N*-({3-[4-(glycylamino)phenyl]-2-oxo-1,3-oxazolidin-5-yl}methyl)-2-thiophenecarboxamide

starting from Example 152:

MS (ES-pos): m/z (%) = 408 (100);

HPLC (method 3): rt (%) = 3.56 (97).

IC_{50}: 2 µM

Example 151

5-(Aminomethyl)-3-[4-(2-oxo-1-pyrrolidinyl)phenyl]-1,3-oxazolidin-2-one

starting from Example 60:

MS (ESI): m/z (%) = 276 (M+H, 100);

HPLC (method 3): rt (%) = 2.99 (100).

IC_{50}: 2 µM

Examples 152 to 166 which follow relate to the amino group-derivatization of aniline- or benzylamine-substituted oxazolidinones with various reagents:

Example 152

5-Chloro-*N*-({3-[4-(N-*tert*-butyloxycarbonylglycylamino)phenyl]-2-oxo-1,3-oxazolidin-5-yl}methyl)-2-thiophenecarboxamide

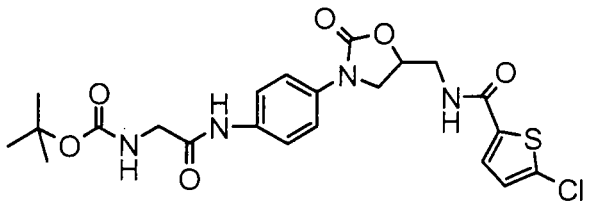

754 mg (2.1 mmol) of *N*-{[3-(4-aminophenyl)-2-oxo-1,3-oxazolidin-5-yl]methyl}-5-chloro-2-thiophenecarboxamide (from Example 149) are added to a solution of 751 mg (4.3 mmol) of Boc-glycine, 870 mg (6.4 mmol) of HOBT (1-hydroxy-1H-benzotriazole x H_2O), 1790 mg (4.7 mmol) of HBTU [O-(benzotriazol-1-yl)-N,N,N′,N′-tetramethyluronium hexafluorophosphate] and 1.41 ml (12.9 mmol) of *N*-methylmorpholine in 15 ml of DMF/CH_2Cl_2 (1:1) at 0°C. The mixture is stirred at room temperature overnight before being diluted with water. The precipitated solid is filtered off and dried. Yield: 894 mg (79.7% of theory);

MS (DCI, NH_3): m/z (%) = 526 ($M+NH_4$, 100);

HPLC (method 3): rt (%) = 4.17 (97).

Example 153

N-[(3-{4-[(Acetylamino)methyl]phenyl}-2-oxo-1,3-oxazolidin-5-yl)methyl]-5-chloro-2-thiophenecarboxamide

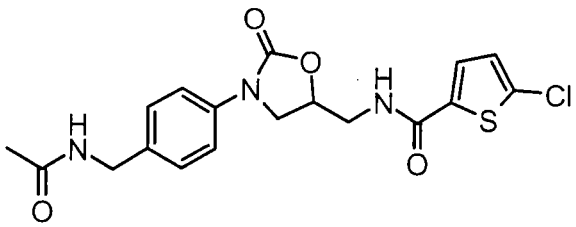

Acetic anhydride (0.015 ml, 0.164 mmol) is added to a mixture of 30 mg (0.082 mmol) of *N*-({3-[4-(aminomethyl)phenyl]-2-oxo-1,3-oxazolidin-5-yl}methyl)-5-chloro-2-thiophenecarboxamide (from Example 148) in 1.5 ml of absolute THF and 1.0 ml of absolute dichloromethane, 0.02 ml of absolute pyridine at 0°C. The mixture is stirred at room temperature overnight. The product is obtained after addition of ether and crystallization. Yield: 30 mg (87% of theory),

MS (ESI): m/z (%) = 408 (M+H, 18), 305 (85);

HPLC (method 1): rt (%) = 3.78 (97).

IC_{50}: 0.6 µM

Example 154

***N*-{[3-(4-{[(Aminocarbonyl)amino]methyl}phenyl)-2-oxo-1,3-oxazolidin-5-yl]methyl}-5-chloro-2-thiophenecarboxamide**

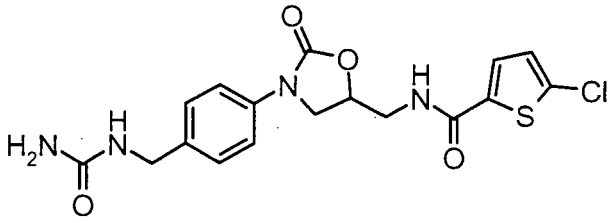

0.19 ml (0.82 mmol) of trimethylsilyl isocyanate is added dropwise to a mixture of 30 mg (0.082 mmol) of *N*-({3-[4-(aminomethyl)phenyl]-2-oxo-1,3-oxazolidin-5-yl}methyl)-5-chloro-2-thiophenecarboxamide (from Example 148) in 1.0 ml of dichloromethane at room temperature. The mixture is stirred overnight before, after addition of ether, the product is obtained by filtration.

Yield: 21.1 mg (52% of theory),

MS (ESI): m/z (%) = 409 (M+H, 5), 305 (72);

HPLC (method 1): rt (%) = 3.67 (83).

IC_{50}: 1.3 µM

General method for acylating *N*-{[3-(4-aminophenyl)-2-oxo-1,3-oxazolidin-5-yl]methyl}-5-chloro-2-thiophenecarboxamide with carbonyl chlorides:

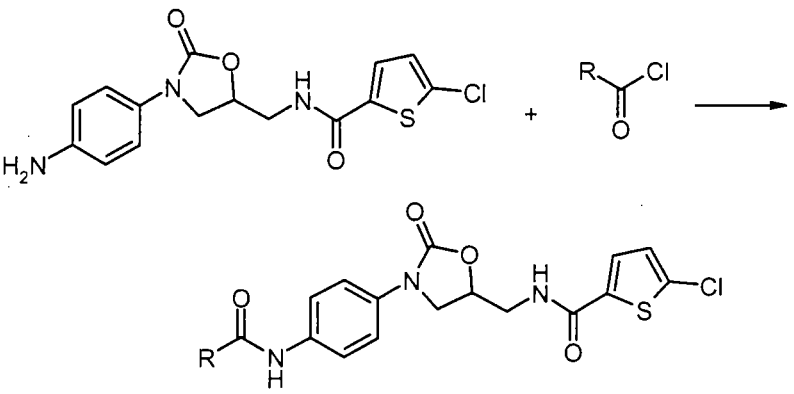

An approx. 0.1 molar solution of *N*-{[3-(4-aminophenyl)-2-oxo-1,3-oxazolidin-5-yl]methyl}-5-chloro-2-thiophenecarboxamide (from Example 149) (1.0 eq.) in absolute

dichloromethane/pyridine (19:1) is added dropwise under argon to the appropriate acid chloride (2.5 eq.). The mixture is stirred overnight before addition of approx. 5 eq of PS-trisamine (Argonaut Technologies) and 2 ml of absolute dichloromethane. Gentle stirring for 1 h is followed by filtration and concentration of the filtrate. The products are purified where appropriate by preparative RP-HPLC.

The following were prepared in an analogous manner:

Example 155

***N*-({3-[4-(Acetylamino)phenyl]-2-oxo-1,3-oxazolidin-5-yl}methyl)-5-chloro-2-thiophenecarboxamide**

LC-MS: m/z (%) = 394 (M+H, 100);
LC-MS (method 6): rt (%) = 3.25 (100).
IC_{50}: 1.2 µM

Example 156

5-Chloro-*N*-[(2-oxo-3-{4-[(2-thienylcarbonyl)amino]phenyl}-1,3-oxazolidin-5-yl)methyl]-2-thiophenecarboxamide

LC-MS: m/z (%) = 462 (M+H, 100);
LC-MS (method 6): rt (%) = 3.87 (100).
IC_{50}: 1.3 µM

Example 157

5-Chloro-*N*-[(3-{4-[(methoxyacetyl)amino]phenyl}-2-oxo-1,3-oxazolidin-5-yl)methyl]-2-thiophenecarboxamide

LC-MS: m/z (%) = 424 (M+H, 100);
LC-MS (method 6): rt (%) = 3.39 (100).
IC_{50}: 0.73 µM

Example 158

***N*-{4-[5-({[(5-Chloro-2-thienyl)carbonyl]amino}methyl)-2-oxo-1,3-oxazolidin-3-yl]phenyl}-3,5-dimethyl-4-isoxazolecarboxamide**

LC-MS: m/z (%) = 475 (M+H, 100).

IC_{50}: 0.46 µM

Example 159

5-Chloro-*N*-{[3-(4-{[(3-chloropropyl)sulfonyl]amino}phenyl)-2-oxo-1,3-oxazolidin-5-yl]methyl}-2-thiophenecarboxamide

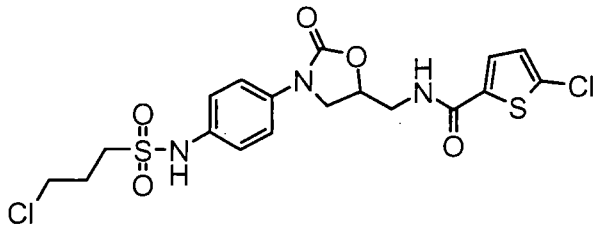

35 mg (0.1 mmol) of *N*-{[3-(4-aminophenyl)-2-oxo-1,3-oxazolidin-5-yl]methyl}-5-chloro-2-thiophenecarboxamide (from Example 149) are added to an ice-cooled solution of 26.4 mg (0.15 mmol) of 3-chloro-1-propanesulfonyl chloride and 0.03 ml (0.2 mmol) of triethylamine in 3.5 ml of absolute dichloromethane. After 30 min, the ice cooling is removed and the mixture is stirred at room temperature overnight before adding 150 mg (approx. 5.5 eq) of PS-trisamine (Argonaut Technologies) and 0.5 ml of dichloromethane. The suspension is stirred gently for 2 h and filtered (the resin is washed with dichloromethane/methanol), and the filtrate is concentrated. The product is purified by preparative RP-HPLC. Yield: 19.6 mg (40% of theory),

LC-MS: m/z (%) = 492 (M+H, 100);

LC-MS (method 5): rt (%) = 3.82 (91).

IC_{50}: 1.7 µM

Example 160

5-Chloro-*N*-({3-[4-(1,1-dioxido-2-isothiazolidinyl)phenyl]-2-oxo-1,3-oxazolidin-5-yl}methyl)-2-thiophenecarboxamide

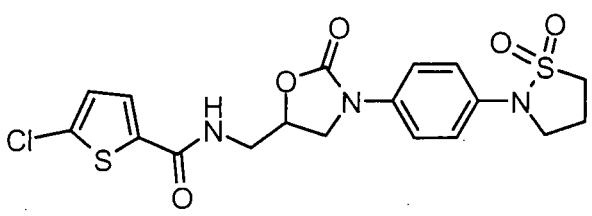

A mixture of 13.5 mg (0.027 mmol) of 5-chloro-*N*-{[3-(4-{[(3-chloropropyl)sulfonyl]amino}phenyl)-2-oxo-1,3-oxazolidin-5-yl]methyl}-2-thiophenecarboxamide (from Example 159) and 7.6 mg (0.055 mmol) of potassium carbonate in 0.2 ml of DMF is heated at 100°C for 2 h. Cooling is followed by dilution with dichloromethane and washing with water. The organic phase is dried and concentrated. The residue is purified by preparative thin-layer chromatography (silica gel, dichloromethane/methanol, 95:5). Yield: 1.8 mg (14.4% of theory),

MS (ESI): m/z (%) = 456 (M+H, 15), 412 (100);

LC-MS (method 4): rt (%) = 3.81 (90).

IC_{50}: 0.14 µM

Example 161

5-Chloro-N-[((5S)-3-{4-[(5-chloropentanoyl)amino]phenyl}-2-oxo-1,3-oxazolidin-5-yl)methyl]-2-thiophenecarboxamide

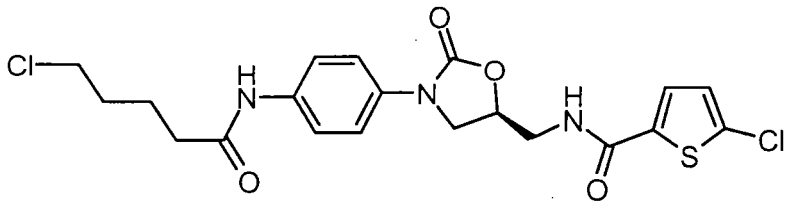

0.5 g (1.29 mmol) of N-{[(5S)-3-(4-aminophenyl)-2-oxo-1,3-oxazolidin-5-yl]methyl}-5-chloro-2-thiophenecarboxamide (from Example 149) is dissolved in 27 ml of tetrahydrofuran, and 0.2 g (1.29 mmol) of 5-chlorovaleryl chloride and 0.395 ml (2.83 mmol) of triethylamine are added. The mixture is evaporated in vacuo and chromatographed on silica gel with a toluene/ethyl acetate=1:1 -> ethyl acetate gradient. 315 mg (52% of theory) of a solid are obtained.

M.p.: 211°C.

Example 162

5-Chloro-N-({(5S)-2-oxo-3-[4-(2-oxo-1-piperidinyl)phenyl]-1,3-oxazolidin-5-yl}methyl)-2-thiophenecarboxamide

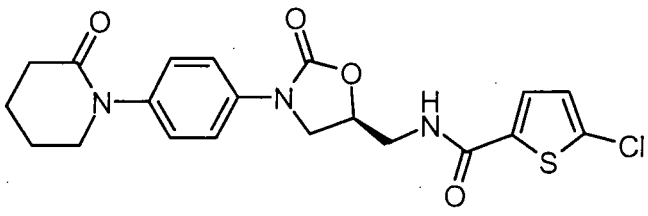

30 mg of 60 percent NaH in liquid paraffin are added under inert conditions to 5 ml of DMSO, and the mixture is heated at 75°C for 30 min until gas evolution ceases. Then a solution of 290 mg (0.617 mmol) of 5-chloro-N-[((5S)-3-{4-[(5-chloropentanoyl)amino]phenyl}-2-oxo-1,3-oxazolidin-5-yl)methyl]-2-thiophenecarboxamide (from Example 161) in 5 ml of methylene chloride is added dropwise, and the mixture is stirred at room temperature overnight. The reaction is stopped and the mixture is added to 100 ml of water and extracted with ethyl acetate. The evaporated organic phase is chromatographed on an RP-8 column and eluted with acetonitrile/water. 20 mg (7.5% of theory) of the target compound are obtained.

M.p.: 205°C;

NMR (300 MHz, d_6-DMSO): δ = 1.85 (m,4H), 2.35 (m,2H), 3.58 (m,4H), 3.85 (m,1H), 4.2 (t,1H), 4.82 (m,1H), 7.18 (d,1H,thiophene), 7.26 (d,2H), 7.5 (d,2H), 2.68 (d,1H,thiophene), 9.0 (t,1H,CONH).

IC_{50}: 2.8 nM

Example 163

5-Chloro-N-[((5S)-3-{4-[(3-bromopropionyl)amino]phenyl}-2-oxo-1,3-oxazolidin-5-yl)methyl]-2-thiophenecarboxamide

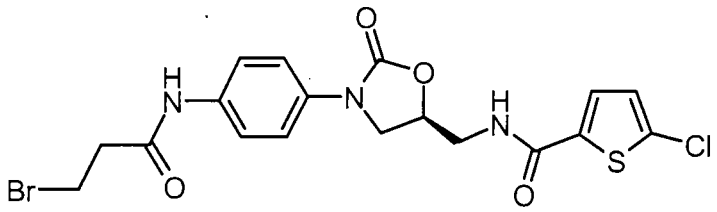

is obtained in an analogous manner from Example 149.

Example 164

5-Chloro-N-({(5S)-2-oxo-3-[4-(2-oxo-1-azetidinyl)phenyl]-1,3-oxazolidin-5-yl}methyl)-2-thiophenecarboxamide

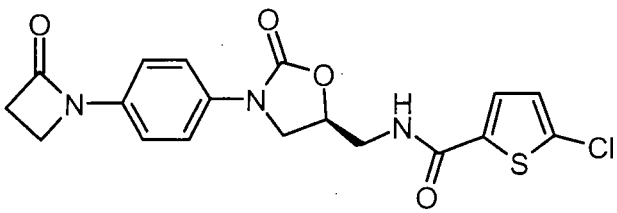

is obtained in an analogous manner by cyclization of the open-chain bromopropionyl compound from Example 163 using NaH/DMSO.

MS (ESI): m/z (%) = 406 ($[M+H]^+$, 100), Cl pattern.

IC_{50}: 380 nM

Example 165

***tert*-Butyl 4-{4-[5-({[(5-chloro-2-thienyl)carbonyl]amino}methyl)2-oxo-1,3-oxazolidin-3-yl]phenyl}-3,5-dioxo-1-piperazinecarboxylate**

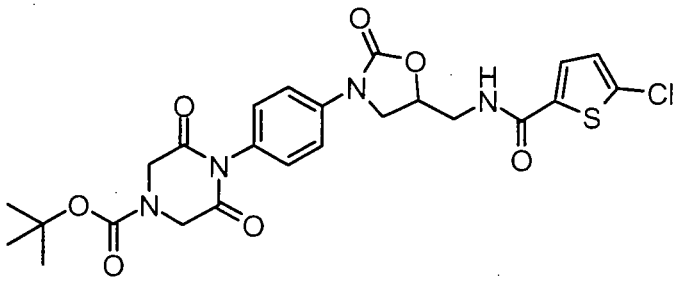

300 mg (0.85 mmol) of *N*-{[3-(4-aminophenyl)-2-oxo-1,3-oxazolidin-5-yl]methyl}-5-chloro-2-thiophenecarboxamide in 6 ml of a mixture of DMF and dichloromethane (1:1) are added to a solution of 199 mg (0.85 mmol) of Boc-iminodiacetic acid, 300 mg (2.2 mmol) of HOBT, 0.66 ml (6 mmol) of *N*-methylmorpholine and 647 mg (1.7 mmol) of HBTU. The mixture is stirred overnight before, after dilution with dichloromethane, being washed with water, saturated ammonium chloride solution, saturated sodium bicarbonate solution, water and saturated sodium chloride solution. The organic phase is dried over magnesium sulfate and concentrated. The crude product is purified by chromatography on silica gel (dichloromethane/methanol 98:2). Yield: 134 mg (29% of theory);

MS (ESI): m/z (%) = 571 (M+Na, 82), 493 (100);

HPLC (method 3): rt (%) = 4.39 (90).

IC_{50}: 2 µM

Example 166

N-[((5S)-3-{4-[(3R)-3-Amino-2-oxo-1-pyrrolidinyl]phenyl}-2-oxo-1,3-oxazolidin-5-yl)methyl]-5-chloro-2-thiophenecarboxamide trifluoroacetate

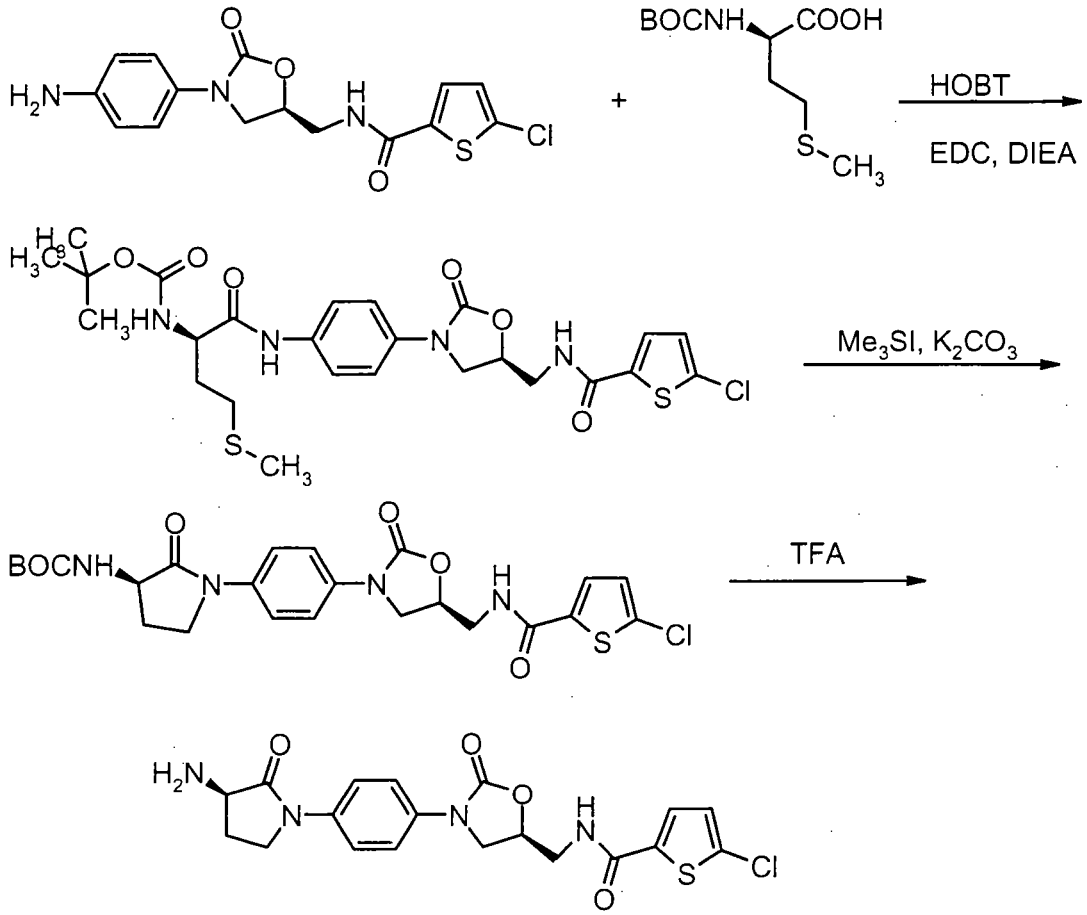

N2-(tert-Butoxycarbonyl)-N1-{4-[(5S)-5-({[(5-chloro-2-thienyl)carbonyl]amino}methyl)-2-oxo-1,3-oxazolidin-3-yl]phenyl}-D-methioninamide

429 mg (1.72 mmol) of N-BOC-D-methionine, 605 mg (1.72 mmol) of N-{[(5S)-3-(4-aminophenyl)-2-oxo-1,3-oxazolidin-5-yl]methyl}-5-chloro-2-thiophenecarboxamide, and 527 mg (3.44 mmol) of HOBT hydrate are dissolved in 35 ml of DMF, and 660 mg (3.441 mmol) of EDCI hydrochloride and then, dropwise, 689 mg (5.334 mmol) of N-ethyldiisopropylamine are added. The mixture is stirred at room temperature for two days. The resulting suspension is filtered with suction and the residue is washed with DMF. The combined filtrates are mixed with a little silica gel, evaporated in vacuo and chromatographed on silica gel with a toluene -> T10EA7 gradient. 170 mg (17% of theory) of the target compound are obtained with a melting point of 183°C.

R_f (SiO_2, toluene/ethyl acetate=1:1):0.2.

^{1}H-NMR (300 MHz, d_6-DMSO): δ=1.4 (s,1H,BOC), 1.88-1.95 (m,2H), 2.08 (s,3H,SMe), 2.4-2.5 (m,2H, partly covered by DMSO), 3.6 (m,2H), 3.8 (m,1H), 4.15 (m,2H), 4.8 (m,1H), 7.2 (1H, thiophene), 7.42 (d, part of an AB system, 2H), 7.6 (d, part of an AB system, 2H), 7.7 (d, 1H, thiophene), 8.95 (t,1H, $CH_2N\underline{H}CO$), 9.93 (bs,1H,NH).

tert-Butyl (3R)-1-{4-[(5S)-5-({[(5-chloro-2-thienyl)carbonyl]amino}methyl)-2-oxo-1,3-oxazolidin-3-yl]phenyl}-2-oxo-3-pyrrolidinylcarbamate

170 mg (0.292 mmol) of N2-(tert-butoxycarbonyl)-N1-{4-[(5S)-5-({[(5-chloro-2-thienyl)carbonyl]amino}methyl)-2-oxo-1,3-oxazolidin-3-yl]phenyl}-D-methioninamide are dissolved in 2 ml of DMSO, and 178.5 mg (0.875 mmol) of trimethylsulfonium iodide and 60.4 mg (0.437 mmol) of potassium carbonate are added, and the mixture is stirred at 80°C for 3.5 hours. It is then evaporated under high vacuum, and the residue is washed with ethanol. 99 mg of the target compound remain.

^{1}H-NMR (300 MHz, d_6-DMSO): δ =1.4 (s,1H,BOC), 1.88-2.05 (m,1H), 2.3-2.4 (m,1H), 3.7-3.8 (m,3H), 3.8-3.9 (m,1H), 4.1-4.25 (m,1H), 4.25-4.45 (m,1H), 4.75-4.95 (m,1H), 7.15 (1H, thiophene), 7.25 (d,1H), 7.52 (d, part of an AB system, 2H), 7.65 (d, part of an AB system, 2H), 7.65 (d, 1H, thiophene), 9.0 (broad s,1H).

N-[((5S)-3-{4-[(3R)-3-Amino-2-oxo-1-pyrrolidinyl]phenyl}-2-oxo-1,3-oxazolidin-5-yl)methyl]-5-chloro-2-thiophenecarboxamide trifluoroacetate

97 mg (0.181 mmol) of tert-butyl (3R)-1-{4-[(5S)-5-({[(5-chloro-2-thienyl)carbonyl]amino}methyl)-2-oxo-1,3-oxazolidin-3-yl]phenyl}-2-oxo-3-pyrrolidinylcarbamate are suspended in 4 ml of methylene chloride and, after addition of 1.5 ml of trifluoroacetic acid, stirred at room temperature for 1 hour. The mixture is then evaporated in vacuo and purified on an RP-HPLC (acetonitrile/water/0.1%TFA gradient). Evaporation of the relevant fraction results in 29 mg (37% of theory) of the target compound with a melting point of 241°C (decomposition).

R_f (SiO_2,EtOH/TEA=17:1) 0.19.

^{1}H-NMR (300 MHz, d_6-DMSO): δ =1.92-2.2 (m,1H), 2.4-2.55 (m,1H, partially covered by DMSO peak), 3.55-3.65 (m,2H), 3.75-3.95 (m,3H), 4.1-4.3 (m,2H), 4.75-4.9 (m,1H), 7.2 (1H, thiophene), 7.58 (d, part of an AB system, 2H), 7.7 (d, part of an AB system, 2H), 7.68 (d, 1H, thiophene), 8.4 (broad s,3H, NH3), 8.9 (t,1H,NHCO).

Examples 167 to 170 which follow relate to the introduction of sulfonamide groups into phenyl-substituted oxazolidinones:

General method for preparing substituted sulfonamides starting from 5-chloro-*N*-[(2-oxo-3-phenyl-1,3-oxazolidin-5-yl)methyl]-2-thiophenecarboxamide

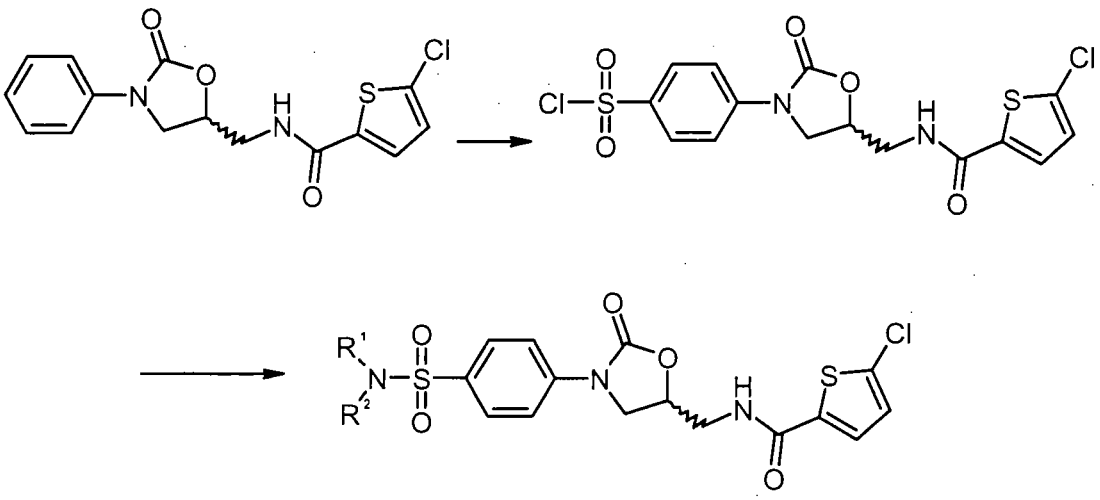

5-Chloro-*N*-[(2-oxo-3-phenyl-1,3-oxazolidin-5-yl)methyl]-2-thiophenecarboxamide (from Example 96) is added to chlorosulfonic acid (12 eq.) under argon at 5°C. The reaction mixture is stirred at room temperature for 2 h and then added to ice-water. The precipitate which separates out is filtered, washed with water and dried.

It is then dissolved in tetrahydrofuran (0.1 mol/l) under argon at room temperature, and the appropriate amine (3 eq.), triethylamine (1.1 eq.) and dimethylaminopyridine (0.1 eq.) are added. The reaction mixture is stirred for 1-2 h and then concentrated in vacuo. The desired product is purified by flash chromatography (dichloromethane/methanol mixtures).

The following were prepared in an analogous manner:

Example 167

5-Chloro-*N*-({2-oxo-3-[4-(1-pyrrolidinylsulfonyl)phenyl]-1,3-oxazolidin-5-yl}methyl)-2-thiophenecarboxamide

MS (ESI): m/z (%) = 492 ($[M+Na]^+$, 100), 470 ($[M+H]^+$, 68), Cl pattern;
HPLC (method 3): rt (%) = 4.34 (100).
IC_{50}: 0.5 µM

Example 168

5-Chloro-*N*-[(3-{4-[(4-methyl-1-piperazinyl)sulfonyl]phenyl}-2-oxo-1,3-oxazolidin-5-yl)methyl]-2-thiophenecarboxamide

MS (ESI): m/z (%) = 499 ($[M+H]^+$, 100), Cl pattern;
HPLC (method 2): rt (%) = 3.3 (100).

Example 169

5-Chloro-*N*-({2-oxo-3-[4-(1-piperidinylsulfonyl)phenyl]-1,3-oxazolidin-5-yl}methyl)-2-thiophenecarboxamide

MS (ESI): m/z (%) = 484 ($[M+H]^+$, 100), Cl pattern;
HPLC (method 2): rt (%) = 4.4 (100).

Example 170

5-Chloro-*N*-[(3-{4-[(4-hydroxy-1-piperidinyl)sulfonyl]phenyl}-2-oxo-1,3-oxazolidin-5-yl)methyl]-2-thiophenecarboxamide

MS (ESI): m/z (%) = 500 ($[M+H]^+$, 100), Cl pattern;
HPLC (method 3): rt (%) = 3.9 (100).

Example 171

5-Chloro-N-({2-oxo-3-[4-(1-pyrrolidinyl)phenyl]-1,3-oxazolidin-5-yl}methyl)-2-thiophenecarboxamide

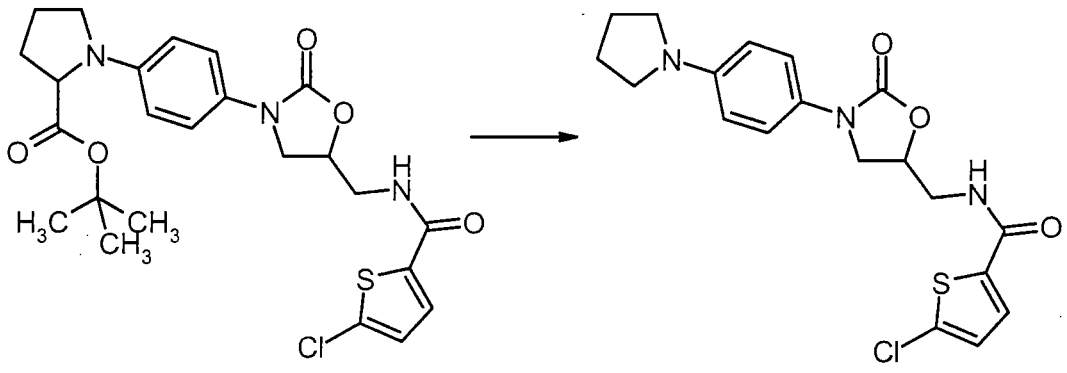

780 mg (1.54 mmol) of tert-butyl 1-{4-[5-({[(5-chloro-2-thienyl)carbonyl]amino}methyl)-2-oxo-1,3-oxazolidin-3-yl]phenyl}prolinate are dissolved in 6 ml of dichloromethane and 9 ml of trifluoroacetic acid, and the mixture is stirred at 40°C for two days. The reaction mixture is then

concentrated and stirred with ether and 2 N sodium hydroxide solution. The aqueous phase is concentrated and stirred with ether and 2 N hydrochloric acid. The organic phase from this extraction is dried over $MgSO_4$, filtered and concentrated. The crude product is chromatographed on silica gel (CH_2Cl_2/EtOH/conc. aq. NH_3 solution = 100/1/0.1 to 20/1/0.1).

280 mg (40% of theory) of the product are obtained.

MS (ESI): m/z (%) = 406 (M+H, 100);

HPLC (method 4): rt = 3.81 min.

HPLC parameters and LC-MS parameters for the HPLC and LC-MS data stated in the preceding examples (the unit of retention time (rt) is minutes):

[1] Column: Kromasil C18, L-R temperature: 30°C, flow rate = 0.75 $mlmin^{-1}$, eluent: A = 0.01 M $HClO_4$, B = CH_3CN, gradient: -> 0.5 min 98%A -> 4.5 min 10%A ->6.5 min 10%A

[2] Column: Kromasil C18 60*2, L-R temperature: 30°C, flow rate = 0.75 $mlmin^{-1}$, eluent: A = 0.01 M H_3PO_4, B = CH_3CN, gradient: -> 0.5 min 90%A -> 4.5 min 10%A ->6.5 min 10%A

[3] Column: Kromasil C18 60*2, L-R temperature: 30°C, flow rate = 0.75 $mlmin^{-1}$, eluent: A = 0.005 M $HClO_4$, B = CH_3CN, gradient: -> 0.5 min 98%A -> 4.5 min 10%A ->6.5 min 10%A

[4] Column: Symmetry C18 2.1x150 mm, column oven: 50°C, flow rate = 0.6 $mlmin^{-1}$, eluent: A = 0.6 g of 30% HCl/l of water, B = CH_3CN, gradient: 0.0 min 90%A -> 4.0 min 10%A ->9 min 10%A

[5] MHZ-2Q, Instrument Micromass Quattro LCZ
Column Symmetry C18, 50 mm x 2.1 mm, 3.5 µm, temperature: 40°C, flow rate = 0.5 $mlmin^{-1}$, eluent A = CH_3CN + 0.1% formic acid, eluent B = water + 0.1% formic acid, gradient: 0.0 min 10% A -> 4 min 90% A -> 6 min 90% A

[6] MHZ-2P, Instrument Micromass Platform LCZ
Column Symmetry C18, 50 mm x 2.1 mm, 3.5 µm, temperature: 40°C, flow rate = 0.5 $mlmin^{-1}$, eluent A = CH_3CN + 0.1% formic acid, eluent B = water + 0.1% formic acid, gradient: 0.0 min 10% A -> 4 min 90% A -> 6 min 90% A

[7] MHZ-7Q, Instrument Micromass Quattro LCZ
Column Symmetry C18, 50 mm x 2.1 mm, 3.5 µm, temperature: 40°C, flow rate = 0.5 $mlmin^{-1}$, eluent A = CH_3CN + 0.1% formic acid, eluent B = water + 0.1% formic acid, gradient: 0.0 min 5% A -> 1 min 5% A -> 5 min 90% A -> 6 min 90% A

General method for preparing oxazolidinones of the general formula B by solid phase-assisted synthesis

Reactions with various resin-bound products took place in a set of separate reaction vessels.

5-(Bromomethyl)-3-(4-fluoro-3-nitrophenyl)-1,3-oxazolidin-2-one **A** (prepared from epibromohydrin and 4-fluoro-3-nitrophenyl isocyanate with LiBr/Bu_3PO in xylene in analogy to US 4128654, Ex.2) (1.20 g, 3.75 mmol) and ethyldiisoproylamine (DIEA, 1.91 ml, 4.13 mmol) were dissolved in DMSO (70 ml), mixed with a secondary amine (1.1 eq, amine component 1) and reacted at 55°C for 5 h. TentaGel SAM resin (5.00 g, 0.25 mmol/g) was added to this solution and reacted at 75°C for 48 h. The resin was filtered and repeatedly washed with methanol (MeOH), dimethylformamide (DMF), MeOH, dichloromethane (DCM) and diethyl ether and dried. The resin (5.00 g) was suspended in dichloromethane (80 ml), mixed with DIEA (10 eq) and 5-chlorothiophene-2-carbonyl chloride [prepared by reacting 5-chlorothiophene-2-carboxylic acid (5 eq) and 1-chloro-1-dimethylamino-2-methylpropene (5 eq) in DCM (20 ml) at room temperature for 15 minutes] and reacted at room temperature for 5 h. The resulting resin was filtered and washed repeatedly with MeOH, DCM and diethyl ether and dried. The resin was then suspended in DMF/water (v/v 9:2, 80 ml), mixed with $SnCl_2*2H_2O$ (5 eq) and reacted at room temperature for 18 h. The resin was again washed repeatedly with MeOH, DMF, water, MeOH, DCM and diethyl ether and dried. This resin was suspended in DCM, mixed with DIEA (10 eq) and, at 0°C, with an acid chloride (5 eq of acid derivative 1) and reacted at room temperature overnight. Before the reaction, carboxylic acids were converted into the corresponding acid chlorides by reacting with 1-dimethylamino-1-chloro-2-methylpropene (1 eq, based on the carboxylic acid) in DCM at room temperature for 15 min. The resin was washed repeatedly with DMF, water, DMF, MeOH, DCM and diethyl ether and dried. Where Fmoc-protected amino acids were used as acid derivative 1, the Fmoc-protective group was eliminated in the last reaction step by reacting with piperidine/DMF (v/v, 1/4) at room temperature for 15 minutes, and the resin was washed with DMF, MeOH, DCM and diethyl ether and dried. The products were then cleaved off the solid phase with trifluoroacetic acid (TFA)/DCM (v/v, 1/1), the resin was filtered off, and the reaction solutions were evaporated.

The crude products were filtered through silica gel (DCM/MeOH, 9:1) and evaporated in order to obtain a set of products **B**.

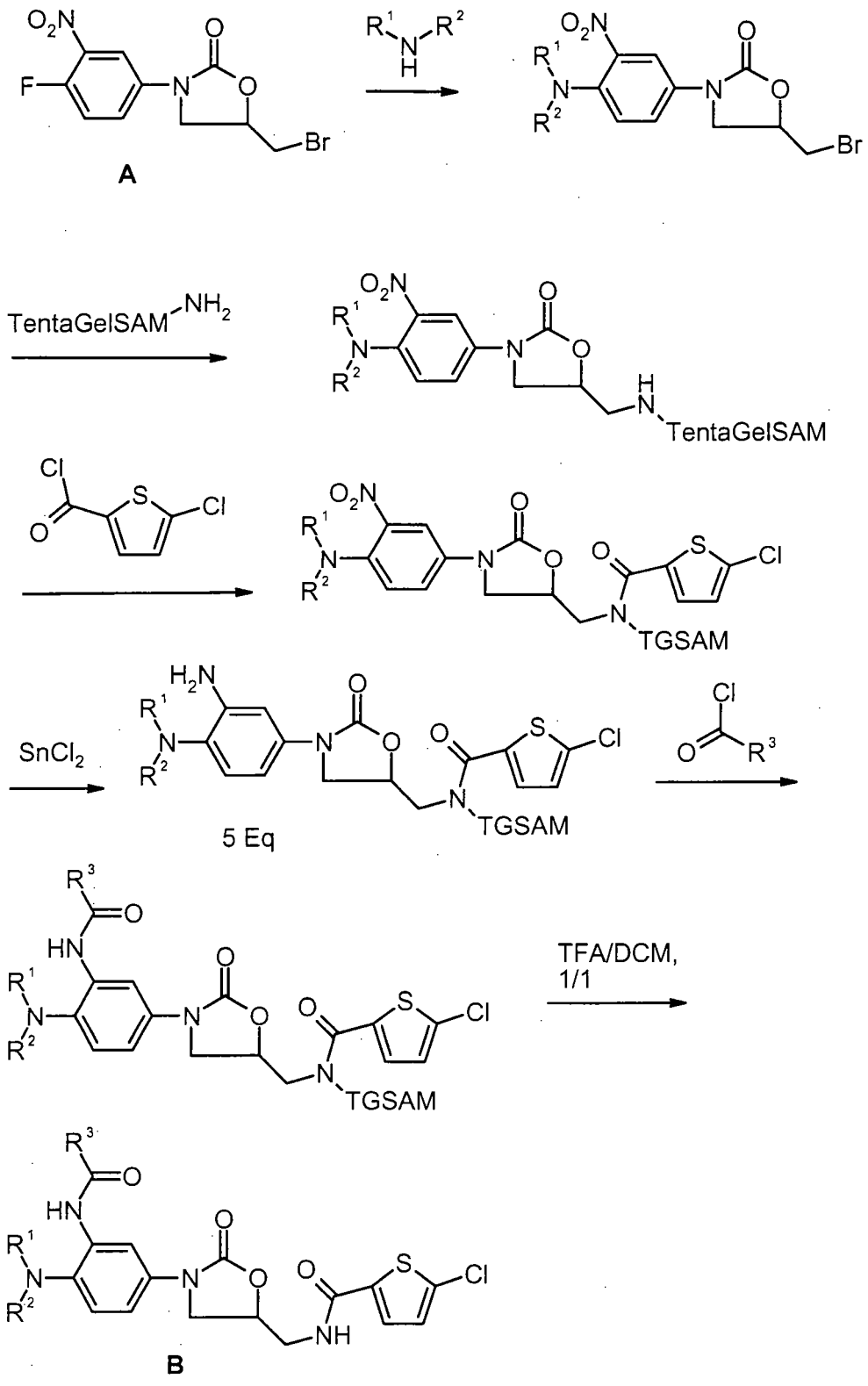

Compounds prepared by solid phase-assisted synthesis:

Example 172

N-({3-[3-Amino-4-(1-pyrrolidinyl)phenyl]-2-oxo-1,3-oxazolidin-5-yl}methyl)-5-chloro-2-thiophenecarboxamide

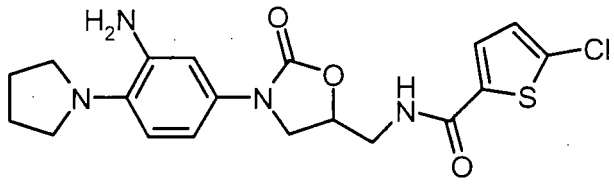

5 g (1.25 mmol) of TentaGel SAM resin were reacted with pyrrolidine as amine derivative 1 in analogy to the general procedure for preparing the derivatives **B**. The aniline obtained after reduction with $SnCl_2*2H_2O$ was eliminated from the solid phase, without a further acylation step, and evaporated. The crude product was partitioned between ethyl acetate and $NaHCO_3$ solution, and the organic phase was salted out with NaCl, decanted and evaporated to dryness. This crude product was purified by vacuum flash chromatography on silica gel (dichloromethane/ethyl acetate, 3:1 – 1:2).

^{1}H-NMR (300 MHz, $CDCl_3$): 1.95 – 2.08, br, 4 H; 3.15-3.30, br, 4 H; 3.65-3.81, m, 2 H; 3.89, ddd, 1H; 4.05, dd, 1 H; 4.81, dddd, 1 H; 6.46, dd, 1 H; 6.72, dd, 1 H; 6.90, dd, 1 H; 6.99, dd, 1 H; 7.03, dd, 1 H; 7.29, d, 1 H.

Example 173

N-[(3-{3-(ß-Alanylamino)-4-[(3-hydroxypropyl)amino]phenyl}-2-oxo-1,3-oxazolidin-5-yl)methyl]-5-chloro-2-thiophenecarboxamide

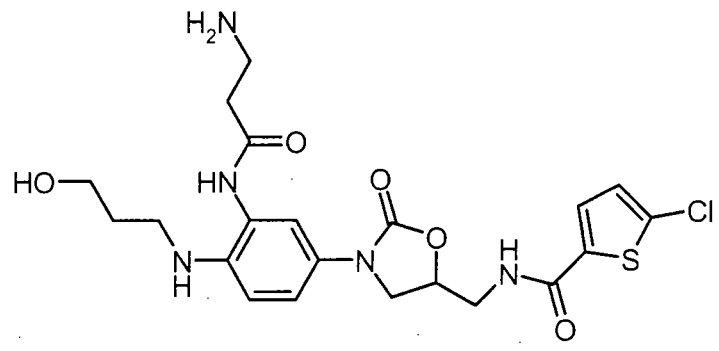

5 g (1.25 mmol) of TentaGel SAM resin were reacted with azetidine as amine derivative 1 and Fmoc-ß-alanine as acid derivative 1 in analogy to the general procedure for preparing the derivates **B**. The crude product obtained after elimination was stirred in methanol at room temperature for 48 h and evaporated to dryness. This crude product was purified by reversed-phase HPLC with a water/TFA/acetonitrile gradient.

^{1}H-NMR (400 MHz, CD_3OD): 2.31, tt, 2 H; 3.36, t, 2 H; 3.54, t, 2 H; 3.62, t, 2 H; 3.72, dd, 1 H; 3.79, dd, 1 H; 4.01, dd, 1 H; 4.29, dd, 2 H; 4.43, t, 2 H; 4.85–4.95, m, 1 H; 7.01, d, 1 H; 4.48 – 7.55, m, 2 H; 7.61, d, 1 H; 7.84, d, 1 H.

Example 174

N-({3-[4-(3-Amino-1-pyrrolidinyl)-3-nitrophenyl]-2-oxo-1,3-oxazolidin-5-yl}methyl)-5-chloro-2-thiophenecarboxamide

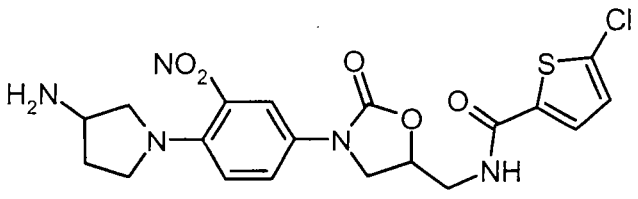

130 mg (32.5 µmol) of TentaGel SAM resin were reacted with *tert*-butyl 3-pyrrolidinylcarbamate as amine derivative 1 in analogy to the general procedure for preparing the derivates **B**. The nitrobenzene derivative obtained after acylation with 5-chlorothiophenecarboxylic acid was eliminated from the solid phase and evaporated. This crude product was purified by reversed-phase HPLC with a water/TFA/acetonitrile gradient.

^{1}H-NMR (400 MHz, CD_3OH): 2.07-2.17, m, 1 H; 2.39-2.49, m, 1 H; 3.21-3.40, m, 2 H; 3.45, dd, 1 H; 3.50–3.60, m, 1 H; 3.67, dd, 1 H; 3.76, dd, 1 H; 3.88–4.00, m, 2 H; 4.14 – 4.21, t, 1 H; 4.85 – 4.95, m, 1 H; 7.01, d, 1 H; 7.11, d, 1 H; 7.52, d, 1 H; 7.66, dd, 1 H; 7.93, d, 1 H.

Example 175

N-({3-[3-Amino-4-(1-piperidinyl)phenyl]-2-oxo-1,3-oxazolidin-5-yl}methyl)-5-chloro-2-thiophenecarboxamide

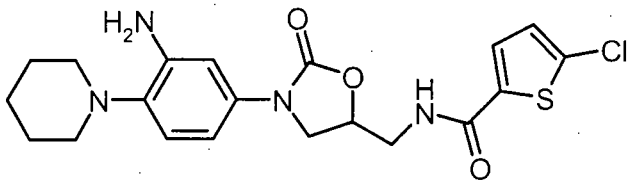

130 mg (32.5 µmol) of TentaGel SAM resin were reacted with piperidine as amine derivative 1 in analogy to the general procedure for preparing the derivatives **B**. The aniline obtained after reduction was eliminated, without a further acylation step, from the solid phase and evaporated. This crude product was purified by reversed-phase HPLC with a water/TFA/acetonitrile gradient.

^{1}H-NMR (400 MHz, CD_3OH): 1.65–1.75, m, 2 H; 1.84-1.95, m, 4 H; 3.20-3.28, m, 4 H; 3.68, dd, 1 H; 3.73, dd, 1H; 3.90, dd, 1 H; 4.17, dd, 1 H; 4.80-4.90, m, 1 H; 7.00, d, 1 H; 7.05, dd, 1 H; 7.30-7.38, m, 2H; 7.50, d, 1 H.

Example 176

N-({3-[3-(Acetylamino)-4-(1-pyrrolidinyl)phenyl]-2-oxo-1,3-oxazolidin-5-yl}methyl)-5-chloro-2-thiophenecarboxamide

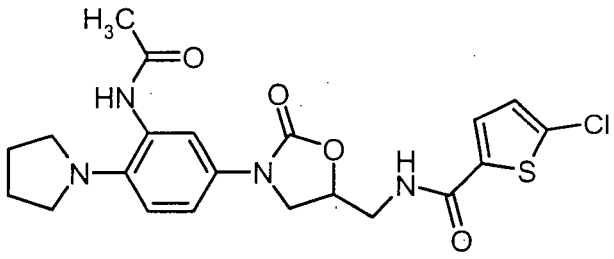

130 mg (32.5 µmol) of TentaGel SAM resin were reacted with pyrrolidine as amine derivative 1 and acetyl chloride as acid derivative 1 in analogy to the general procedure for preparing the derivatives **B**. The crude product was partitioned between ethyl acetate and $NaHCO_3$ solution, and the organic phase was salted out with NaCl, decanted and evaporated to dryness. This crude product was purified by vacuum flash chromatography on silica gel (dichloromethane/ethyl acetate, 1:1-0:1).

^{1}H-NMR (400 MHz, CD_3OH): 1.93 – 2.03, br, 4 H; 2.16, s, 3 H; 3.20-3.30, br, 4 H; 3.70, d, 2 H; 3.86, dd, 1H; 4.10, dd, 1 H; 4.14, dd, 1 H; 4.80-4.90, m, 1 H; 7.00, d, 1 H; 7.07, d, 1 H; 7.31, dd, 1 H; 7.51, d, 1 H; 7.60, d, 1 H.

The following compounds were prepared in analogy to the general procedure.

Example	Structure	Ret. time	HPLC [%]
177	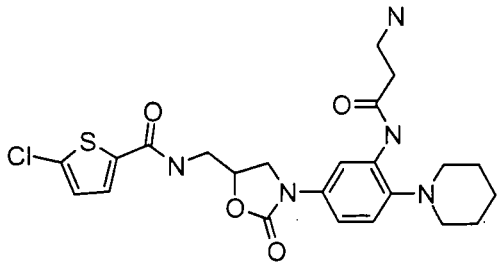	2.62	79.7
178	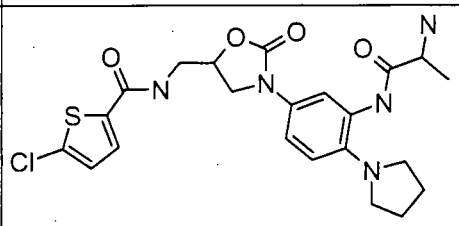	2.49	33.7
179	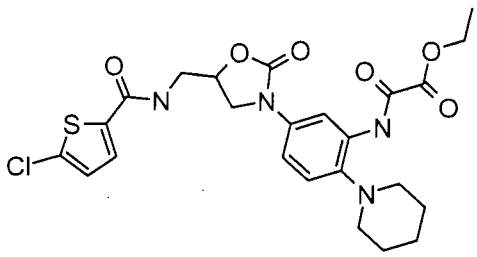	4.63	46.7
180	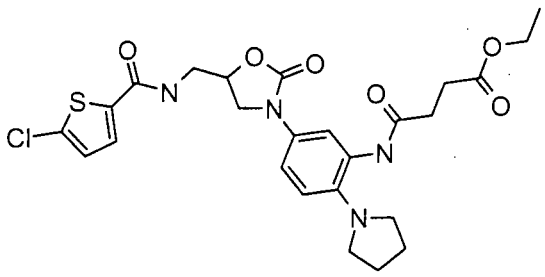	3.37	44.8
181	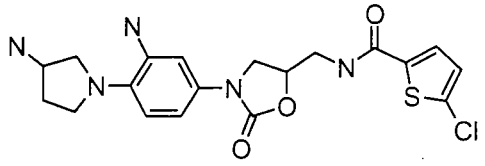	2.16	83

Example	Structure	Ret. time	HPLC [%]
182	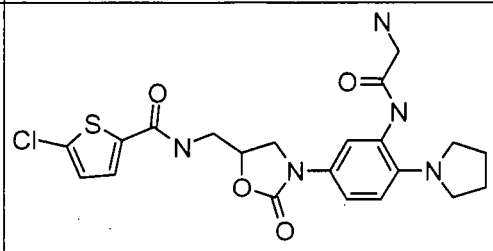	2.31	93.3
183	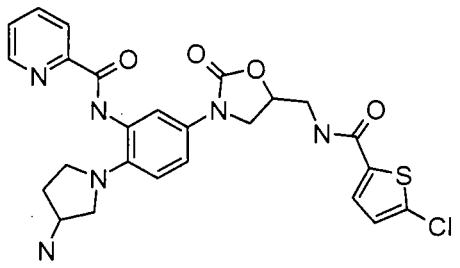	2.7	100
184	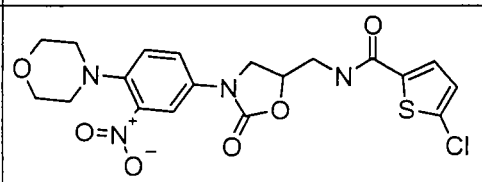	3.91	51
185	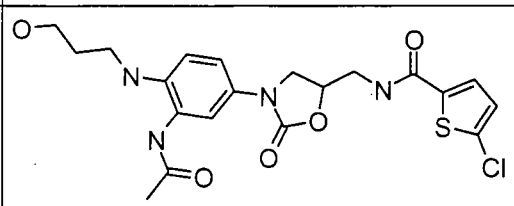	2.72	75.2
186	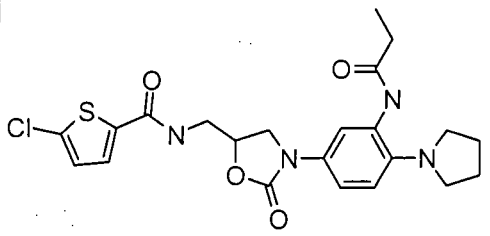	3.17	46
187	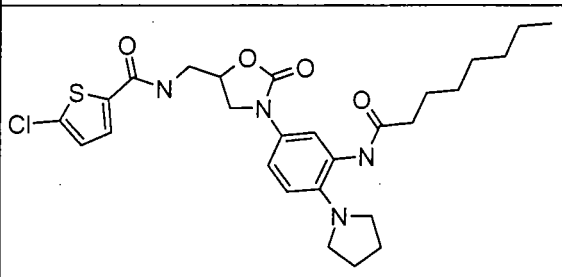	4.61	50.2

Example	Structure	Ret. time	HPLC [%]
188	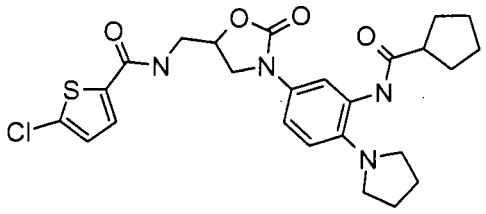	3.89	56.6
189	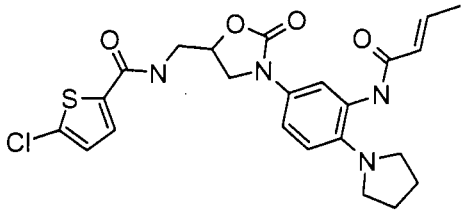	3.37	52.9
190	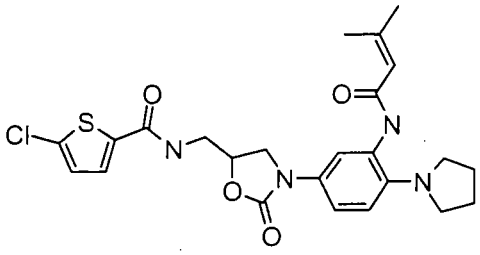	3.6	63.9
191	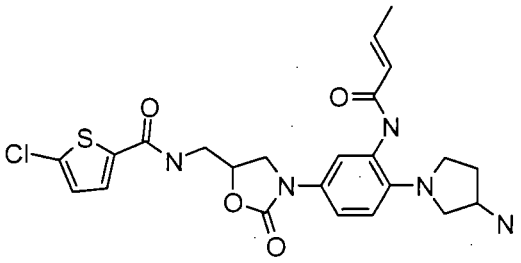	2.52	70.1
192	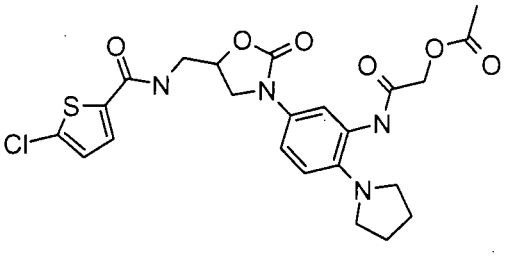	3.52	46.6

Example	Structure	Ret. time	HPLC [%]
193	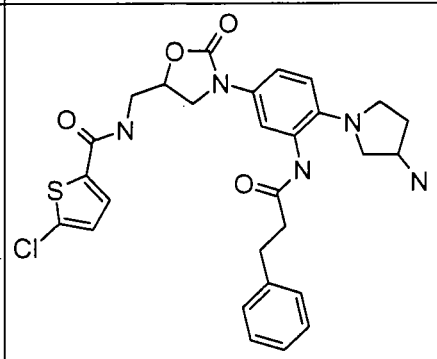	2.87	50.1
194	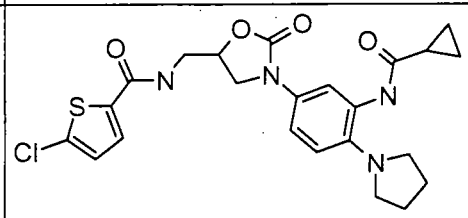	3.25	71.1
195	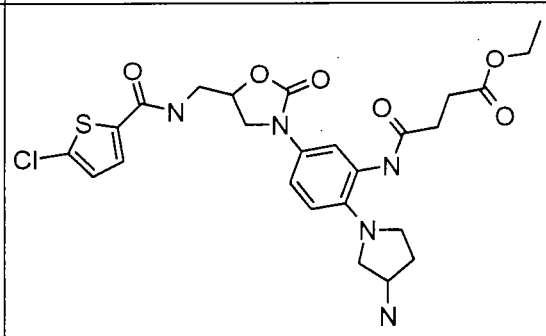	2.66	67
196	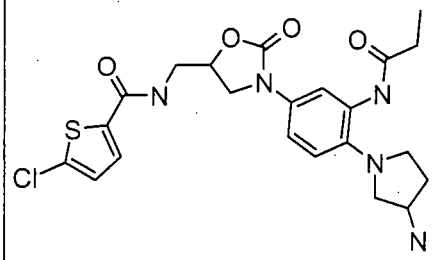	2.4	52.1
197	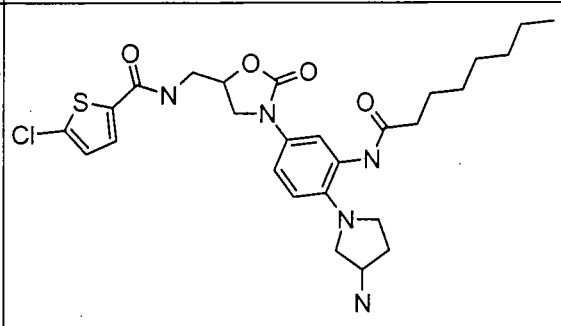	3.13	48.9

Example	Structure	Ret. time	HPLC [%]
198	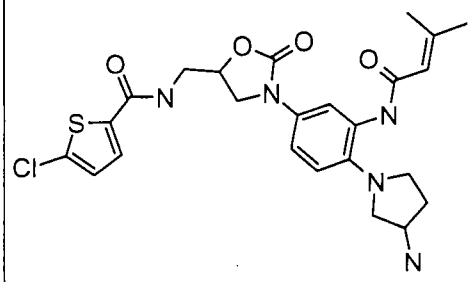	2.67	75.5
199	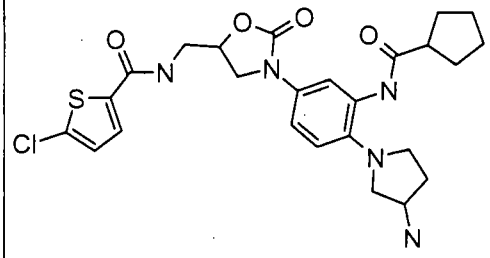	2.72	65.7
200	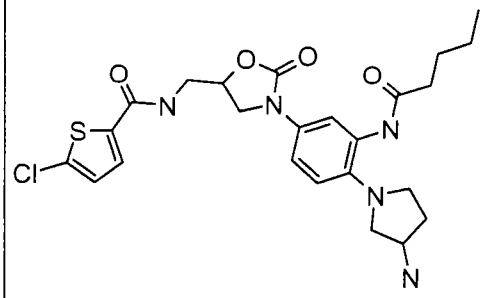	2.71	57.3
201	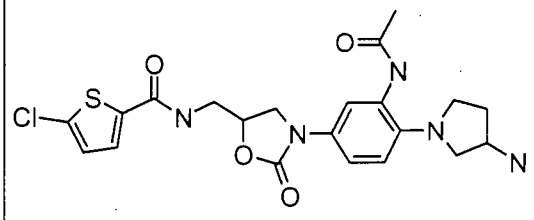	2.22	100
202	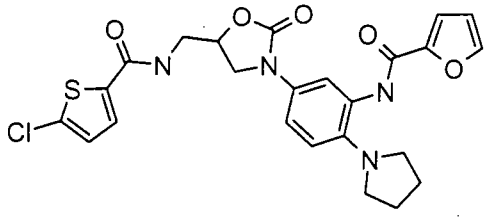	3.89	75.7
203	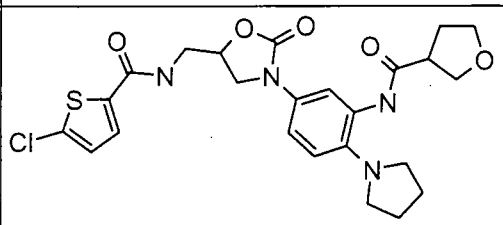	3.19	49.6

Example	Structure	Ret. time	HPLC [%]
204	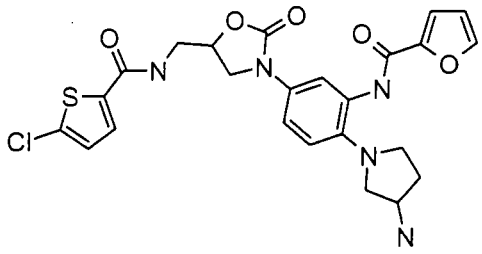	2.55	88.2
205	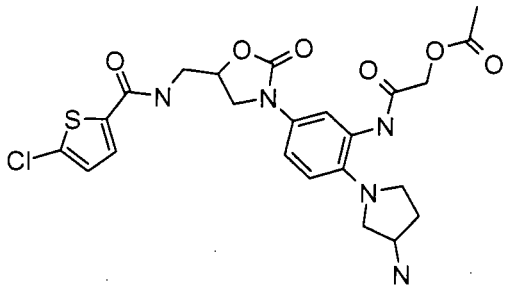	2.44	68.6
206	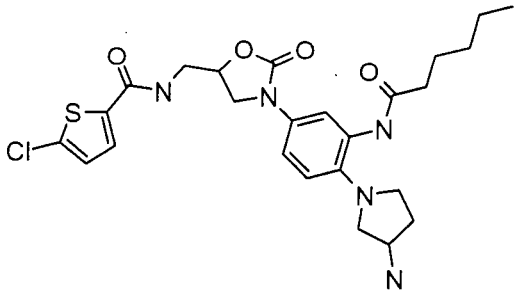	2.86	71.8
207	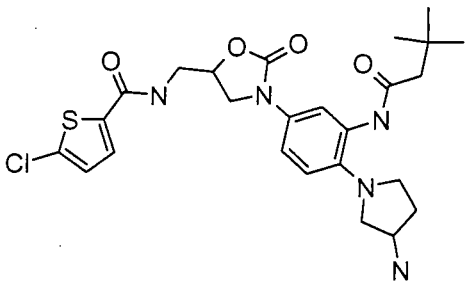	2.8	63.6
208	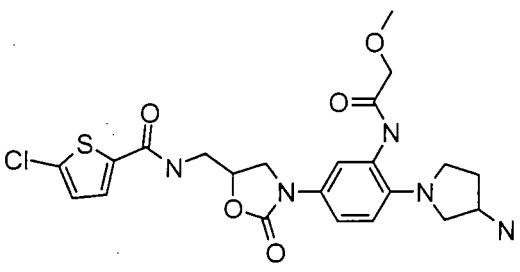	2.41	77

Example	Structure	Ret. time	HPLC [%]
209	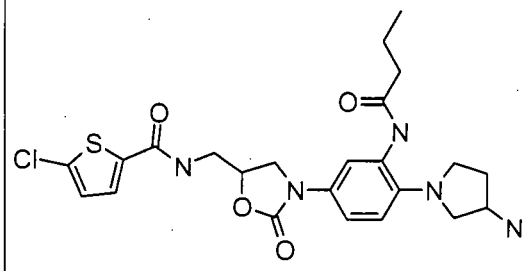	2.56	67.9
210	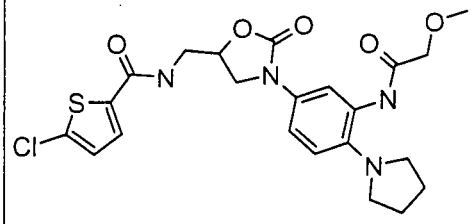	3.67	78.4
211	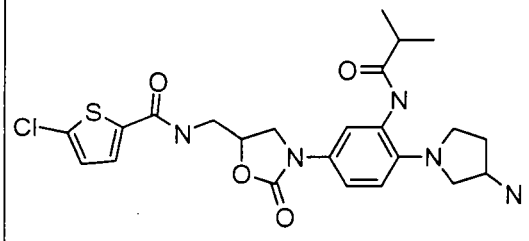	2.54	69.8
212	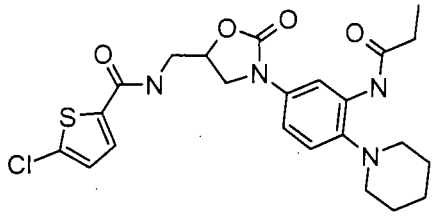	3.84	59.2
213	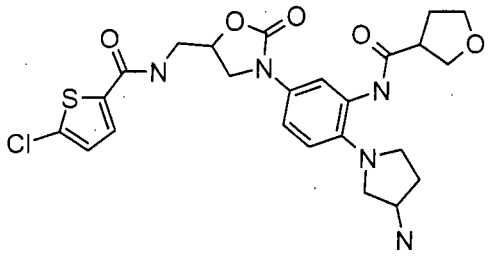	2.41	67.8
214	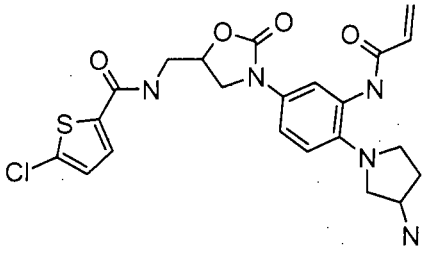	2.41	75.4

Example	Structure	Ret. time	HPLC [%]
215	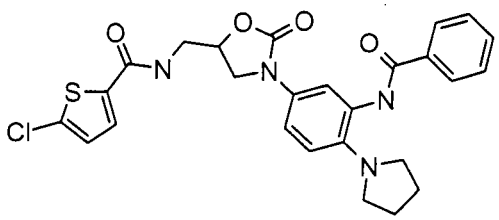	4.01	81.3
216	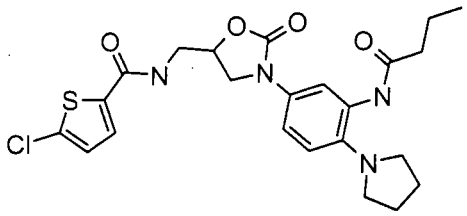	3.46	49.5
217	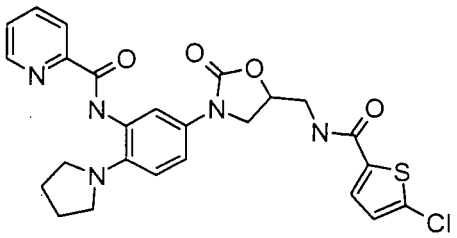	4.4	60.2
218	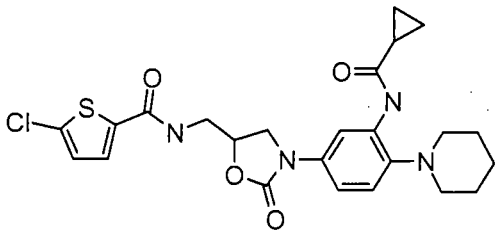	3.79	70.9
219	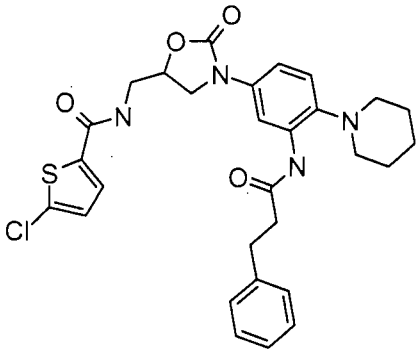	4.57	51.5

Example	Structure	Ret. time	HPLC [%]
220	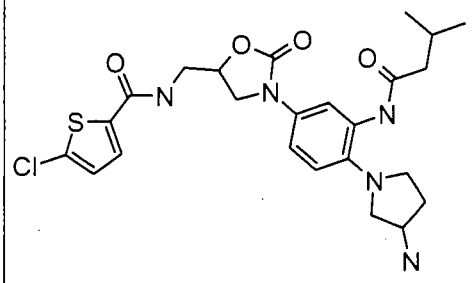	2.68	100
221	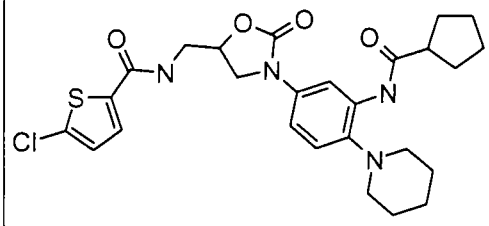	4.53	63.5
222	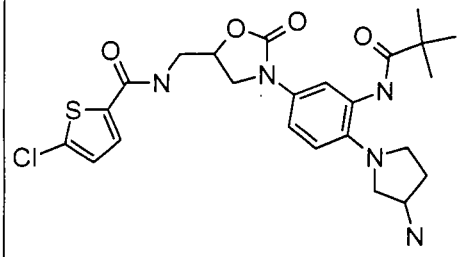	2.66	89.2
223	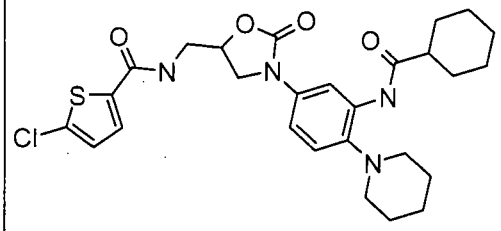	4.76	69.3
224	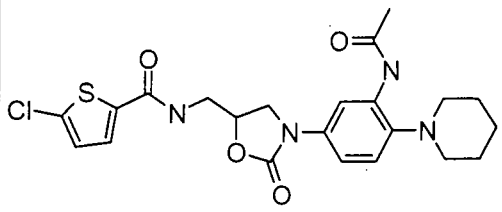	3.45	77.4
225	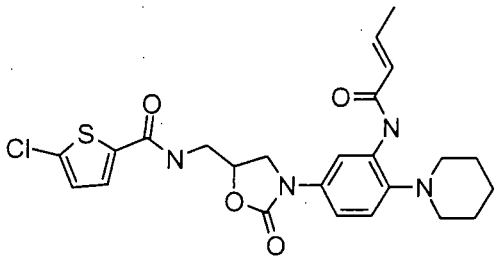	3.97	63.2

Example	Structure	Ret. time	HPLC [%]
226	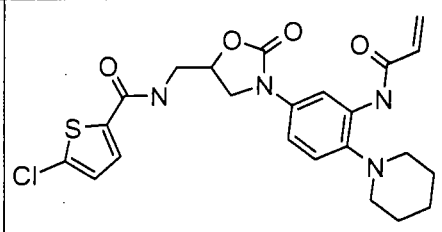	3.94	61.4
227	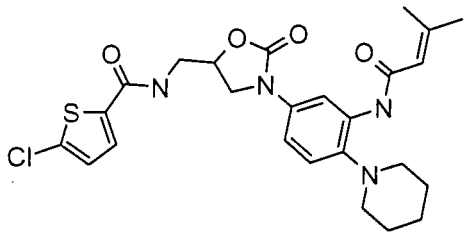	4.15	66.3
228	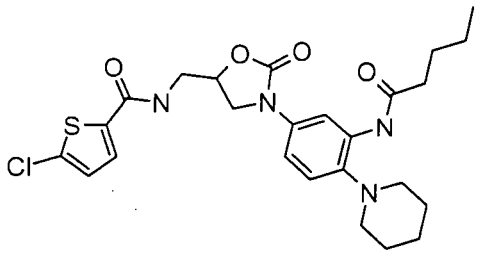	4.41	55.1
229	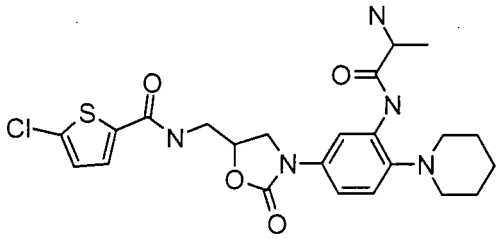	2.83	41.1
230	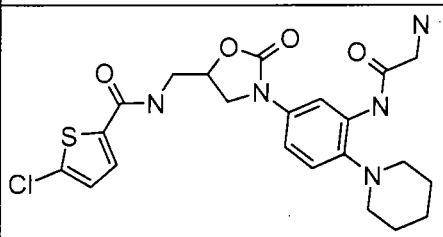	2.7	83
231	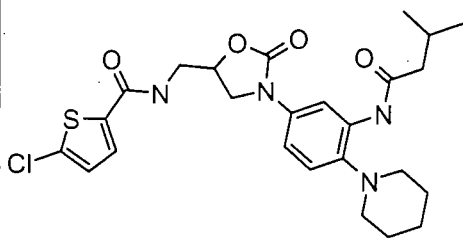	4.39	64.2

Example	Structure	Ret. time	HPLC [%]
232	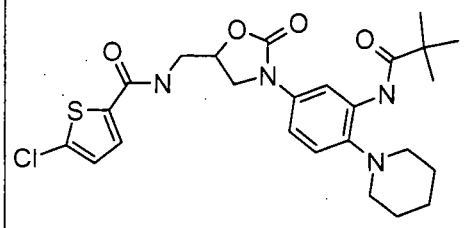	4.85	74.9
233	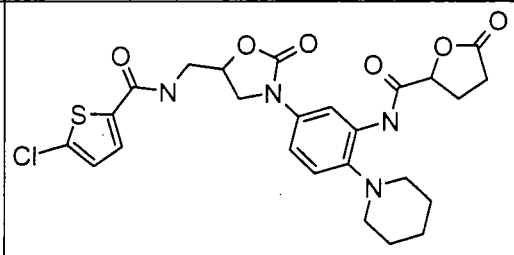	4.17	41
234	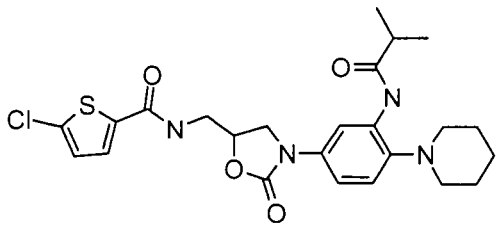	4.21	61.8
235	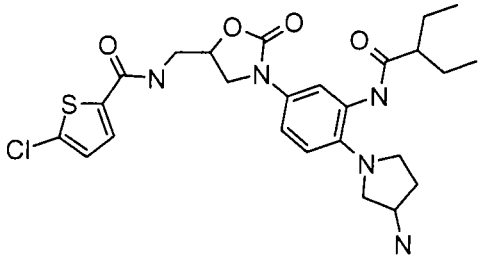	2.75	100
236	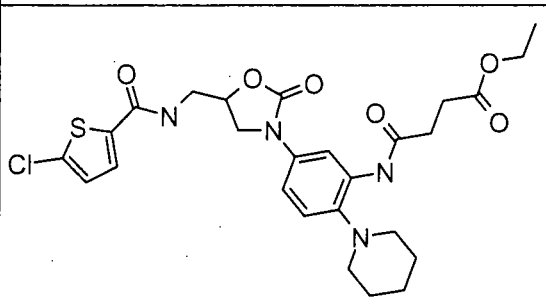	3.94	50
237	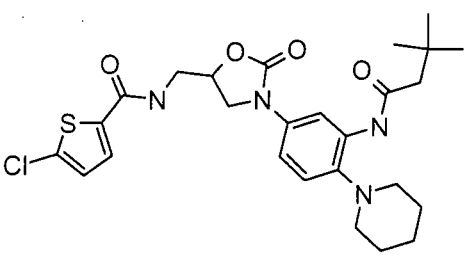	4.65	75.8

Example	Structure	Ret. time	HPLC [%]
238	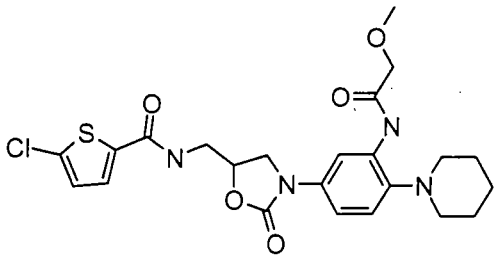	4.4	75.3
239	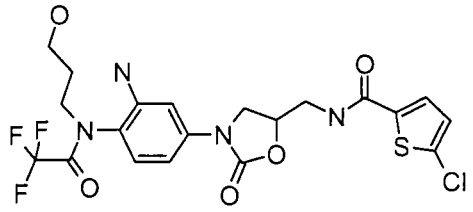	4.24	62.2
240	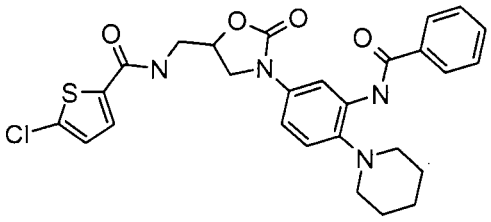	4.76	75.1
241	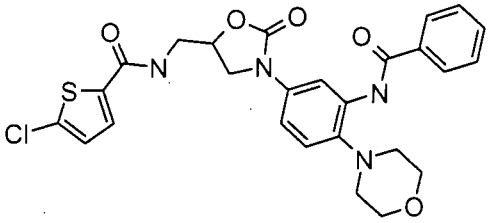	4.17	72.5
242	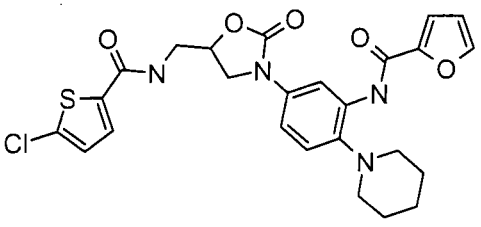	4.6	74.8
243	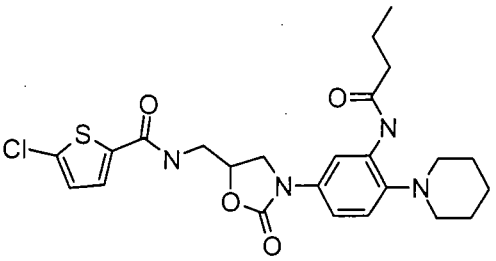	4.12	51.6

Example	Structure	Ret. time	HPLC [%]
244	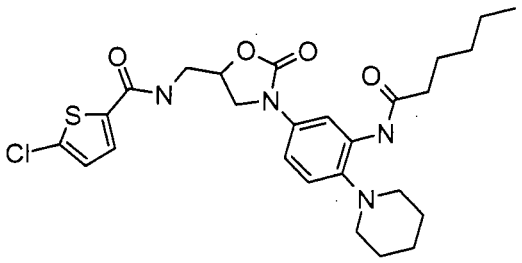	4.71	66.2
245	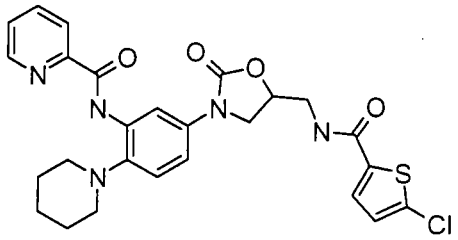	4.86	62
246	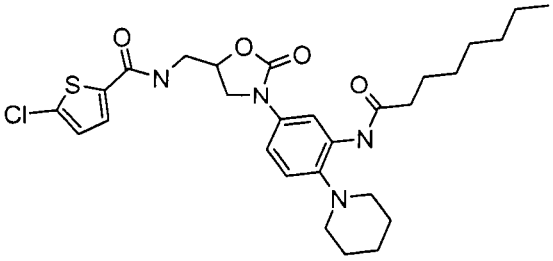	5.23	58.3
247	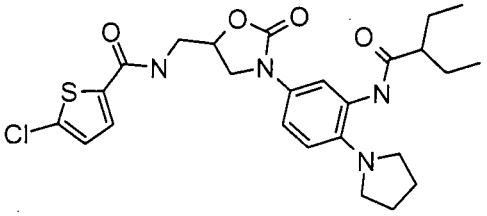	4.17	72.4
248	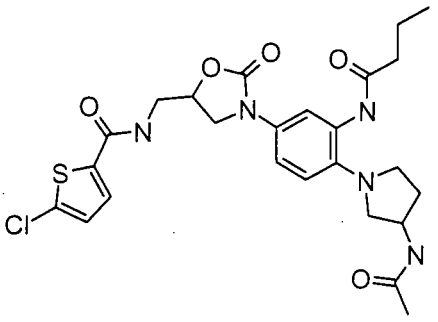	3.35	59.6

Example	Structure	Ret. time	HPLC [%]
249	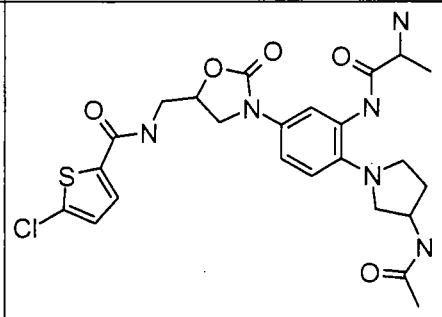	2.41	60.3
250	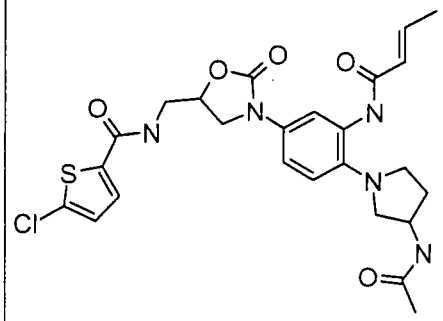	3.31	65.2
251	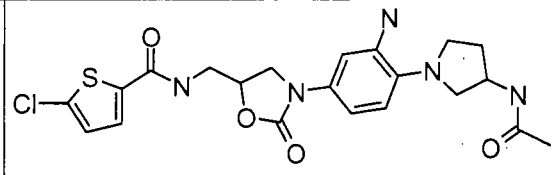	2.86	36.5
252	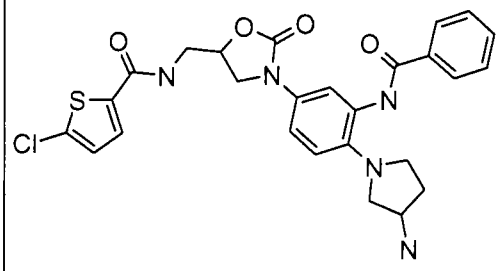	2.69	89.8
253	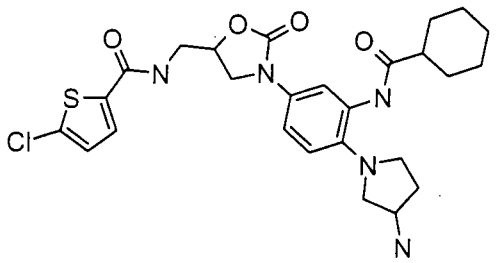	2.81	67.4

Example	Structure	Ret. time	HPLC [%]
254	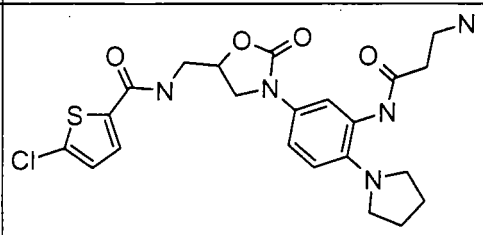	2.19	75.4

All products of the solid phase-assisted synthesis were characterized by LC-MS. The following separation system was routinely used for this: HP 1100 with UV detector (208 – 400 nm), 40°C oven temperature, Waters Symmetry C18 column (50 mm x 2.1 mm, 3.5 µm), mobile phase A: 99.9% acetonitrile/0.1% formic acid, mobile phase B: 99.9% water/0.1% formic acid; gradient:

Time	A:%	B:%	Flow rate
0.00	10.0	90.0	0.50
4.00	90.0	10.0	0.50
6.00	90.0	10.0	0.50
6.10	10.0	90.0	1.00
7.50	10.0	90.0	0.50

The substances were detected by means of a Micromass Quattro LCZ MS, ionization: ESI positive/negative.

The radical(s) 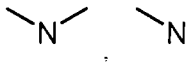 or -O present in the structures detailed above always mean a 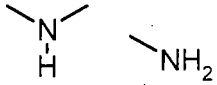 or –OH function.

Claims

1. A combination comprising

A) a compound of the formula (I)

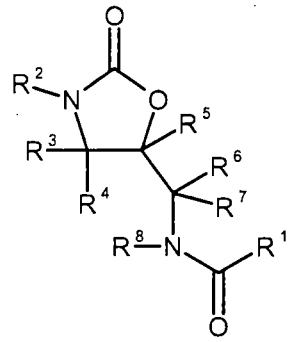

(I),

in which

R^1 is 2-thiophene which is substituted in position 5 by a radical from the group of chlorine, bromine, methyl or trifluoromethyl,

R^2 is D-A-:

where:
the radical "A" is phenylene;
the radical "D" is a saturated 5- or 6-membered heterocycle
which is linked via a nitrogen atom to "A",
which has a carbonyl group in direct vicinity to the linking nitrogen atom, and
in which a ring carbon member may be replaced by a heteroatom from the series S, N and O;

where
the group "A" defined above may optionally be substituted once or twice in the meta position relative to the linkage to the oxazolidinone by a radical from the group of fluorine, chlorine, nitro, amino, trifluoromethyl, methyl or cyano,

R^3, R^4, R^5, R^6, R^7 and R^8 are hydrogen,

or one of the salts, solvates and solvates of the salts thereof

and

B) an antiarrhythmic.

2. The combination as claimed in claim 1, characterized in that the compound A) is 5-chloro-*N*-({(5*S*)-2-oxo-3-[4-(3-oxo-4-morpholinyl)phenyl]-1,3-oxazolidin-5-yl}methyl)-2-thiophenecarboxamide of the formula

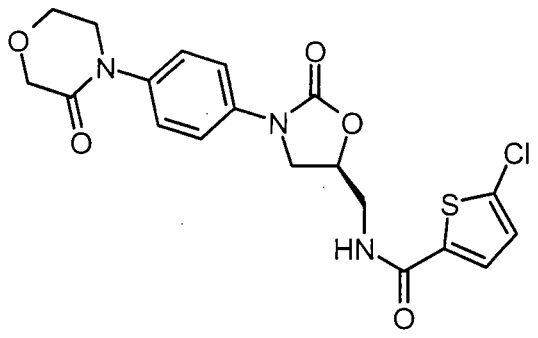

,

or one of the salts, solvates and solvates of the salts thereof.

3. The combination as claimed in claim 1 or 2, characterized in that the compound B) is an adenosine A1 agonist.

4. The combination as claimed in claim 3, characterized in that the compound B) is 2-amino-6-({[2-(4-chlorophenyl)-1,3-thiazol-4-yl]methyl}sulfanyl)-4-[4-(2-hydroxyethoxy)phenyl]-3,5-pyridinedicarbonitrile of the formula

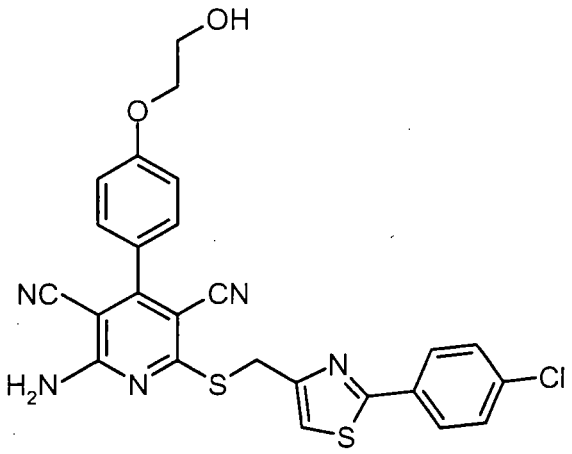

or one of the salts, solvates and solvates of the salts thereof.

5. A process for producing a combination as claimed in any of claims 1 to 4, characterized in that one or more oxazolidinones of the formula (I) and one or more antiarrhythmics are combined or prepared in any suitable way.

6. The combination as claimed in any of claims 1 to 4 for the prophylaxis and/or treatment of disorders.

7. A medicament comprising at least one combination as claimed in any of claims 1 to 4 and, where appropriate, further active pharmaceutical ingredients.

8. A medicament comprising at least one combination as claimed in any of claims 1 to 4 and one or more pharmacologically acceptable excipients and/or carriers.

9. The use of a combination as claimed in any of claims 1 to 4 for the manufacture of a medicament for the prophylaxis and/or treatment of thromboembolic disorders and/or thromboembolic complications.

10. The use of combinations of claims 1 to 4 for the manufacture of a medicament for the prevention or treatment of cardiogenic thromboembolisms and the prevention, reduction or termination of arrhythmias.