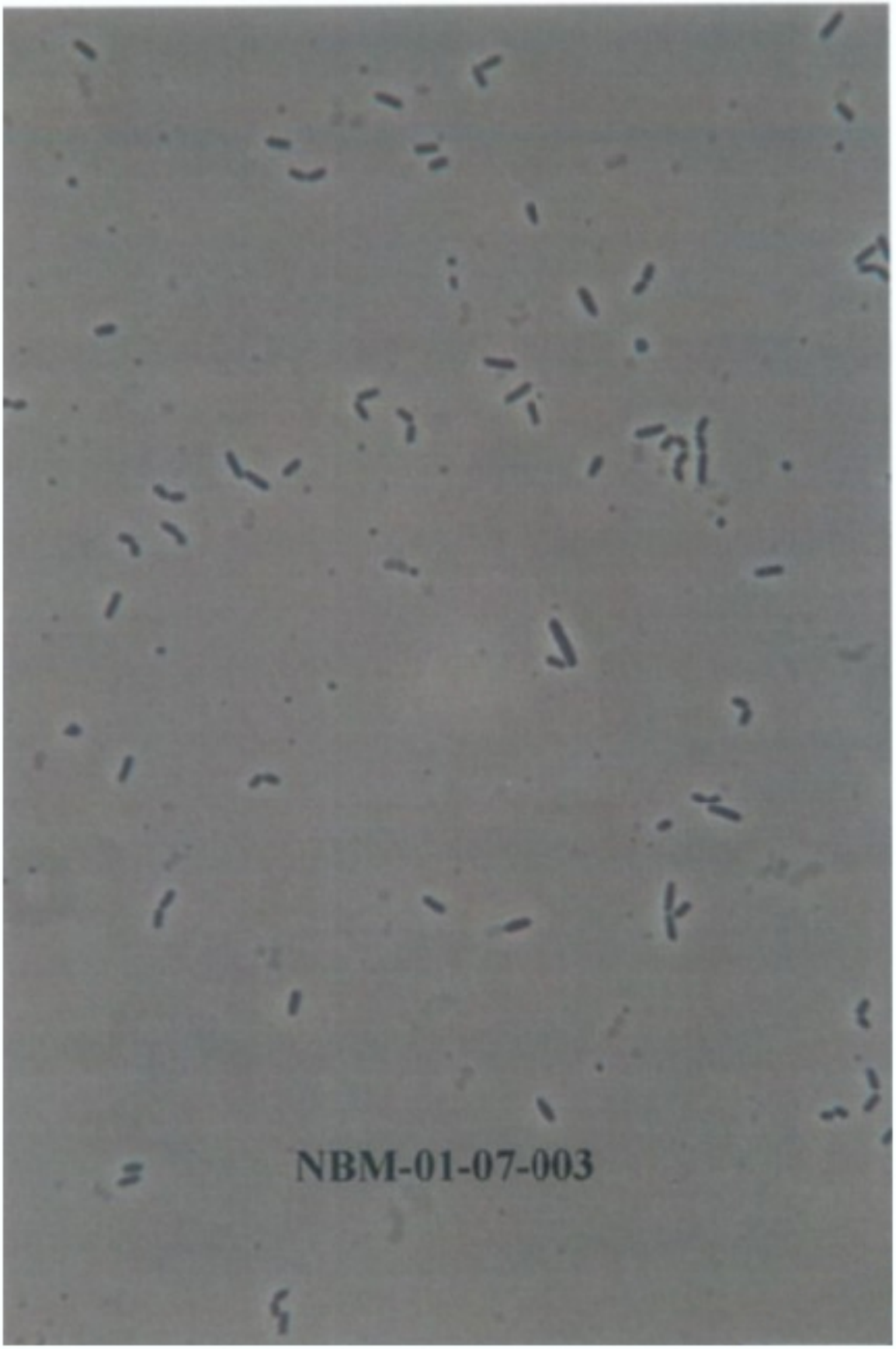

Fig. 1

GACGAACGCTGGCGGCGTGCCTAATACATGCAAGTCGAACGAACTCTGGTA
TTGATTGGTGCTTGCATCATGATTTACATTTGAGTGAGTGGCGAACTGGTG
AGTAACACGTGGGAAACCTGCCCAGAAGCGGGGGATAACACCTGGAAACAG
ATGCTAATACCGCATAAYAACTTGGACCGCATGGTCCGAGYTTGAAAGATG
GCTTCGGCTATCACTTTTGGATGGTCCCGCGGCGTATTAGCTAGATGGTGG
GGTAACGGCTCACCATGGCAATGATACGTAGCCGACCTGAGAGGGTAATCG
GCCACATTGGGACTGAGACACGGCCCAAACTCCTACGGGAGGCAGCAGTAG
GGAATCTTCCACAATGGACGAAAGTCTGATGGAGCAACGCCGCGTGAGTGA
AGAAGGGTTTCGGCTCGTAAAACTCTGTTGTTAAAGAAGAACATATCTGAG
AGTAACTGTTCAGGTATTGACGGTATTTAACCAGAAAGCCACGGCTAACTA
CGTGCCAGCAGCCGCGGTAATACGTAGGTGGCAAGCGTTGTCCGGATTTAT
TGGGCGTAAAGCGAGCGCAGGCGGTTTTTTAAGTCTGATGTGAAAGCCTTC
GGCTCAACCGAAGAAGTGCATCGGAAACTGGGAAACTTGAGTGCAGAAGAG
GACAGTGGAACTCCATGTGTAGCGGTGAAATGCGTAGATATATGGAAGAAC
ACCAGTGGCGAAGGCGGCTGTCTGGTCTGTAACTGACGCTGAGGCTCGAAA
GTATGGGTAGCAAACAGGATTAGATACCCTGGTAGTCCATACCGTAAACGA
TGAATGCTAAGTGTTGGAGGGTTTCCGCCCTTCAGTGCTGCAGCTAACGCA
TTAAGCATTCCGCCTGGGGAGTACGGCCGCAAGGCTGAAACTCAAAGGAAT
TGACGGGGGCCCGCACAAGCGGTGGAGCATGTGGTTTAATTCGAAGCTACG
CGAAGAACCTTACCAGGTCTTGACATACTATGCAAATCTAAGAGATTAGAC
GTTCCCTTCGGGGACATGGATACAGGTGGTGCATGGTTGTCGTCAGCTCGT
GTCGTGAGATGTTGGGTTAAGTCCCGCAACGAGCGCAACCCTTATTATCAG
TTGCCAGCATTAAGTTGGGCACTCTGGTGAGACTGCCGGTGACAAACCGGA
GGAAGGTGGGGATGACGTCAAATCATCATGCCCCTTATGACCTGGGCTACA
CACGTGCTACAATGGATGGTACAACGAGTTGCGAACTCGCGAGAGTAAGCT
AATCTCTTAAAGCCATTCTCAGTTCGGATTGTAGGCTGCAACTCGCCTACA
TGAAGTCGGAATCGCTAGTAATCGCGGATCAGCATGCCGCGGTGAATACGT
TCCCGGGCCTTGTACACACCGCCCGTCACACCATGAGAGTTTGTAACACCC
AAAGTCGGTGGGGTAACCTTTTAGGAACCAGCCGCCTAAGGTGGGACAGAT
GATTAGGGTGAAGTCGTAACAAGGTAGCCGTAGGAGAACC

Fig. 2

GACGAACGCTGGCGGCGTGCCTAATACATGCAAGTCGAGCGAGCTGAATTC
AAAGATYCYTTCGGGRTGATTTGTTGGAYGCTAGCGGCGGATGGGTGAGTA
ACACGTGGGCAATCTGCCCTAAAGACTGGGATACCACTTGGAAACAGGTGC
TAATACCGGATAACAACATGAATCGCATGATTCAAGTTTGAAAGGCGGCGC
AAGCTGTCACTTTAGGATGAGCCCGCGGCGCATTAGCTAGTTGGTGGGGTA
AAGGCCTACCAAGGCAATGATGCGTAGCCGAGTTGAGAGACTGATCGGCCA
CATTGGGACTGAGACACGGCCCAAACTCCTACGGGAGGCAGCAGTAGGGAA
TCTTCCACAATGGACGCAAGTCTGATGGAGCAACGCCGCGTGAGTGAAGAA
GGTCTTCGGATCGTAAAGCTCTGTTGTTGGTGAAGAAGGATAGAGGCAGTA
ACTGGTCTTTATTTGACGGTAATCAACCAGAAAGTCACGGCTAACTACGTG
CCAGCAGCCGCGGTAATACGTAGGTGGCAAGCGTTGTCCGGATTTATTGGG
CGTAAAGCGAGCGCAGGCGGAATGATAAGTCTGATGTGAAAGCCCACGGCT
CAACCGTGGAACTGCATCGGAAACTGTCATTCTTGAGTGCAGAAGAGGAGA
GTGGAACTCCATGTGTAGCGGTGGAATGCGTAGATATATGGAAGAACACCA
GTGGCGAAGGCGGCTCTCTGGTCTGCAACTGACGCTGAGGCTCGAAAGCAT
GGGTAGCGAACAGGATTAGATACCCTGGTAGTCCATGCCGTAAACGATGAG
CGCTAGGTGTTGGGGACTTTCCGGTYCTCAGTGCCGCAGCAAACGCRTTAA
GCGCTCCGCCTGGGGAGTACGACCGCAAGGTTGAAACTCAAAGGAATTGAC
GGGGGCCCGCACAAGCGGTGGAGCATGTGGTTTAATTCGAAGCAACGCGAA
GAACCTTACCAGGTCTTGACATCCTGCGCTACACCTAGAGATAGGTGGTTC
CCTTCGGGGACGCAGAGACAGGTGGTGCATGGCTGTCGTCAGCTCGTGTCG
TGAGATGTTGGGTTAAGTCCCGCAACGAGCGCAACCCTTGTCTTTAGTTGC
CATCATTAAGTTGGGCACTCTARAGAGACTGCCGGTGACAAACCGGAGGAA
GGTGGGGATGACGTCAAGTCATCATGCCCCTTATGACCTGGGCTACACACG
TGCTACAATGGGCAGTACAACGAGAAGCGAACCCGCGAGGGTAAGCGGATC
TCTTAAAGCTGCTCTCAGTTCGGACTGCAGGCTGCAACTCGCCTGCACGAA
GCTGGAATCGCTAGTAATCGCGGATCAGCACGCCGCGGTGAATACGTTCCC
GGGCCTTGTACACACCGCCCGTCACACCATGGAAGTCTGCAATGCCCAAAG
TCGGTGRGATAACCTTTATAGGAGTCAGCCGCCTAAGGCAGGGCAGATGAC
TGGGGTGAAGTCGTAACAAGGTAGCCGTAGGAGAACC

Fig. 3

NBM-04-10-001

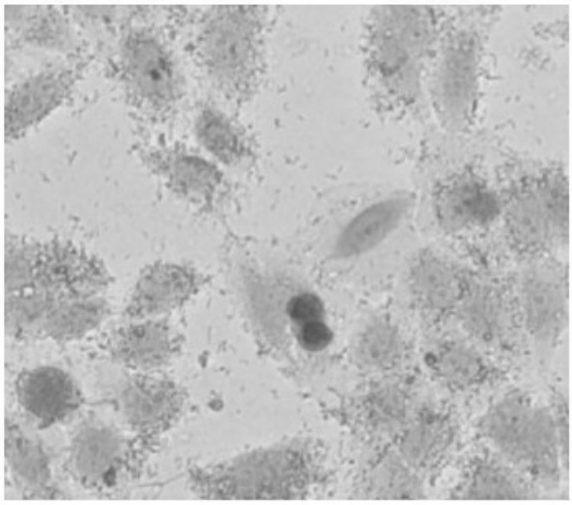

NBM-01-07-003

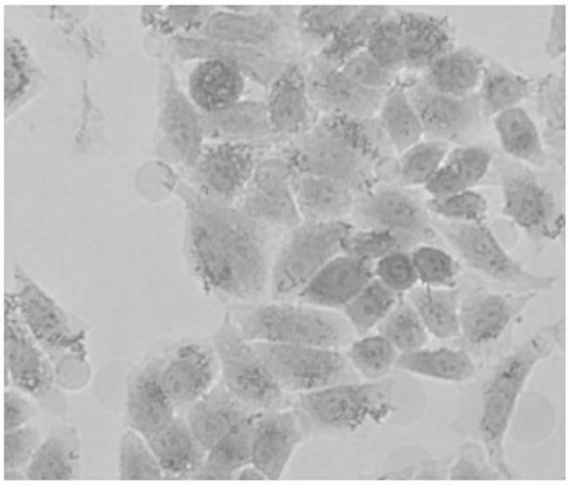

Fig. 4

NBM-04-10-001

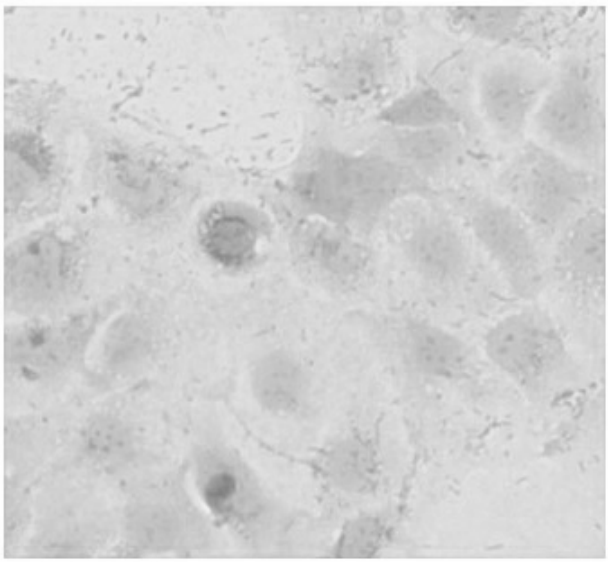

NBM-01-07-003



Fig. 5

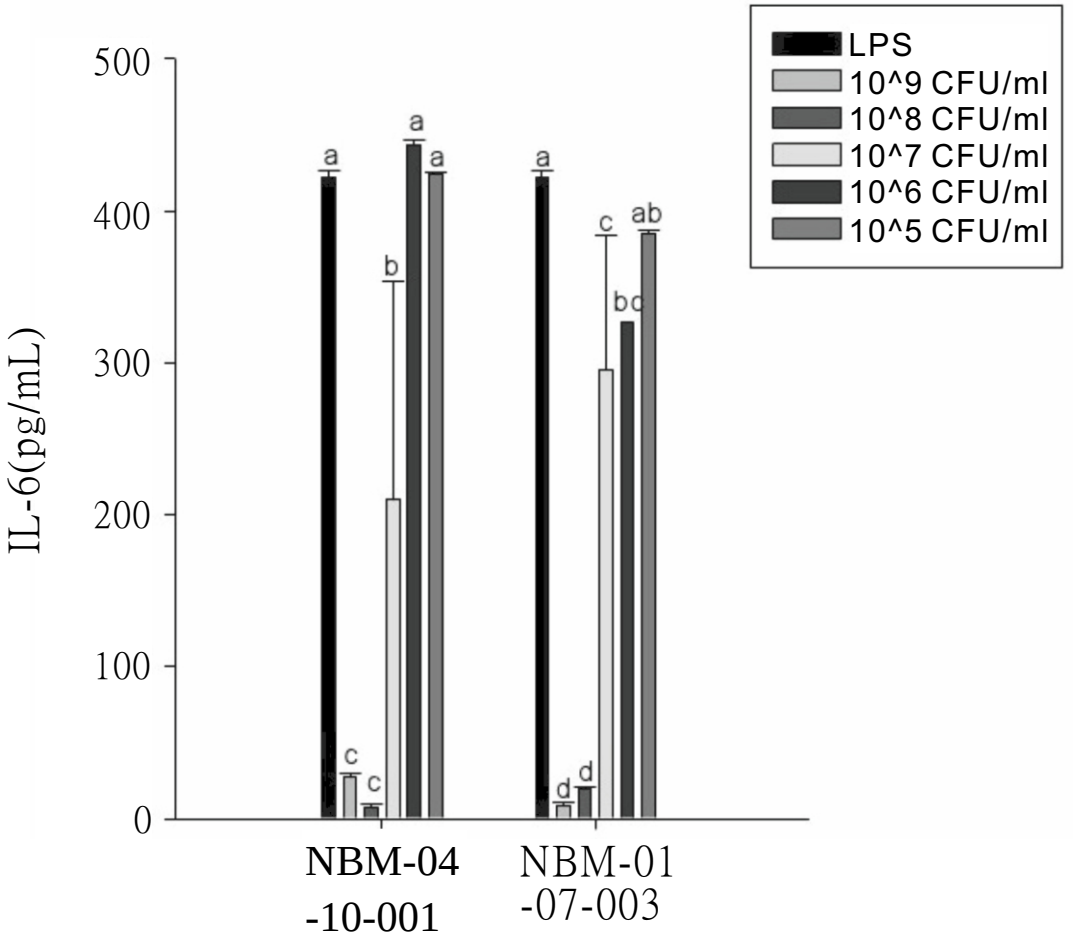
LPS
10^9 CFU/ml
10^8 CFU/ml
10^7 CFU/ml
10^6 CFU/ml
10^5 CFU/ml
IL-6(pg/mL)
500
400
300
200
100
0
a
c
c
b
a
a
a
d
d
c
bc
ab
NBM-04
-10-001
NBM-01
-07-003

Fig. 6

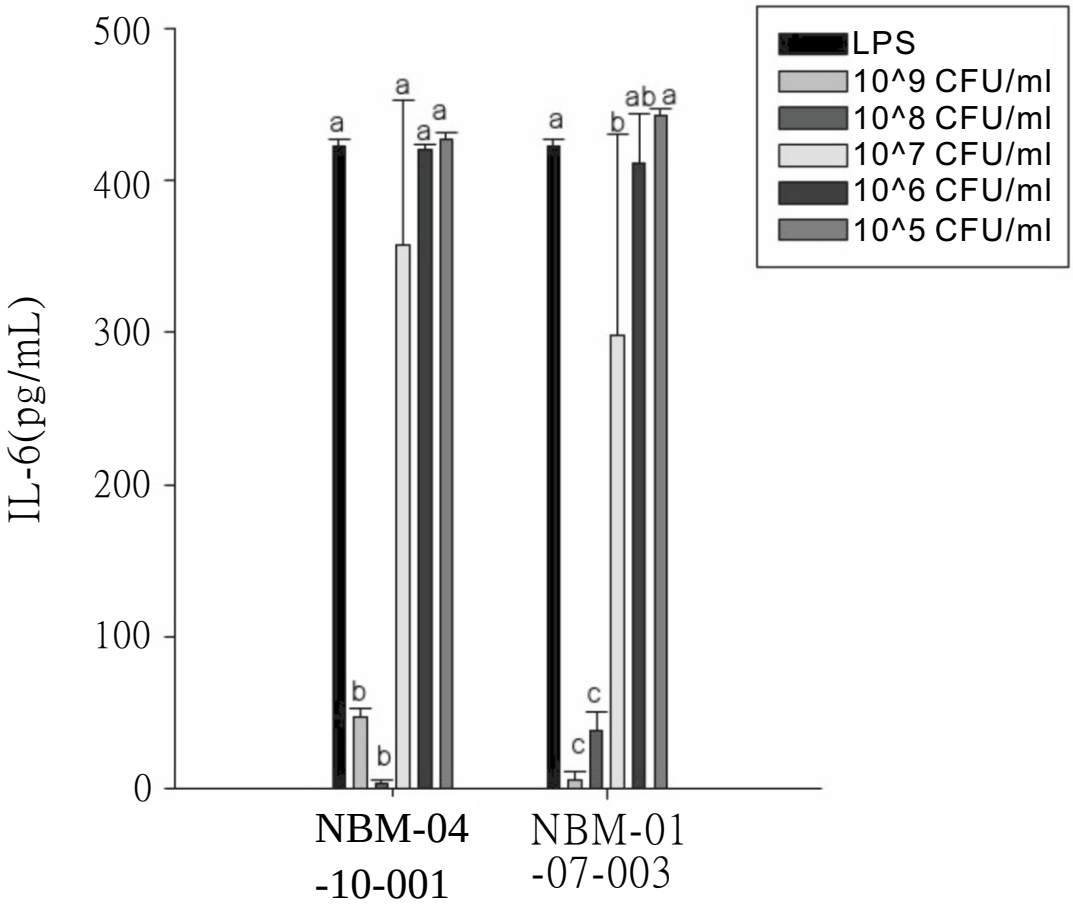
LPS
10^9 CFU/ml
10^8 CFU/ml
10^7 CFU/ml
10^6 CFU/ml
10^5 CFU/ml
IL-6(pg/mL)
500
400
300
200
100
0
a
b
b
a
a
a
a
c
c
b
ab
a
NBM-04
-10-001
NBM-01
-07-003

Fig. 7

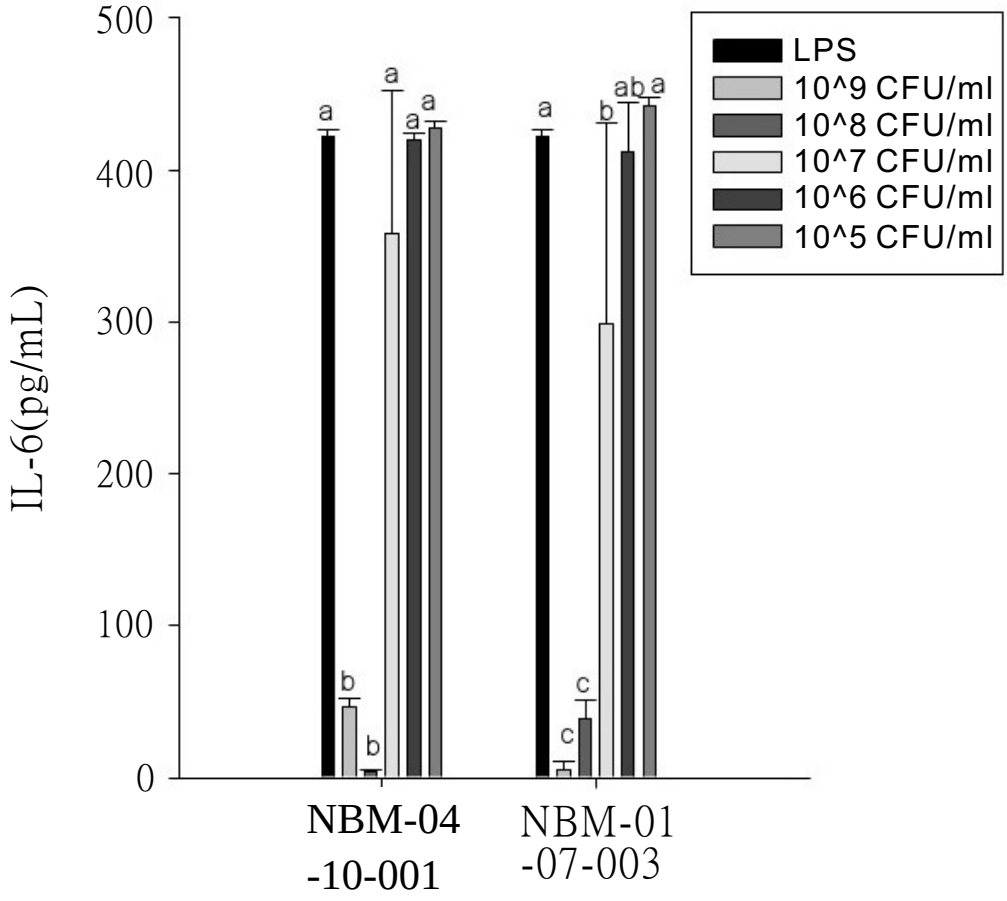
500
400
300
200
100
0
IL-6(pg/mL)
LPS
10^9 CFU/ml
10^8 CFU/ml
10^7 CFU/ml
10^6 CFU/ml
10^5 CFU/ml
a
b
b
a
a
a
a
c
c
b
ab
a
NBM-04
-10-001
NBM-01
-07-003

Fig. 8

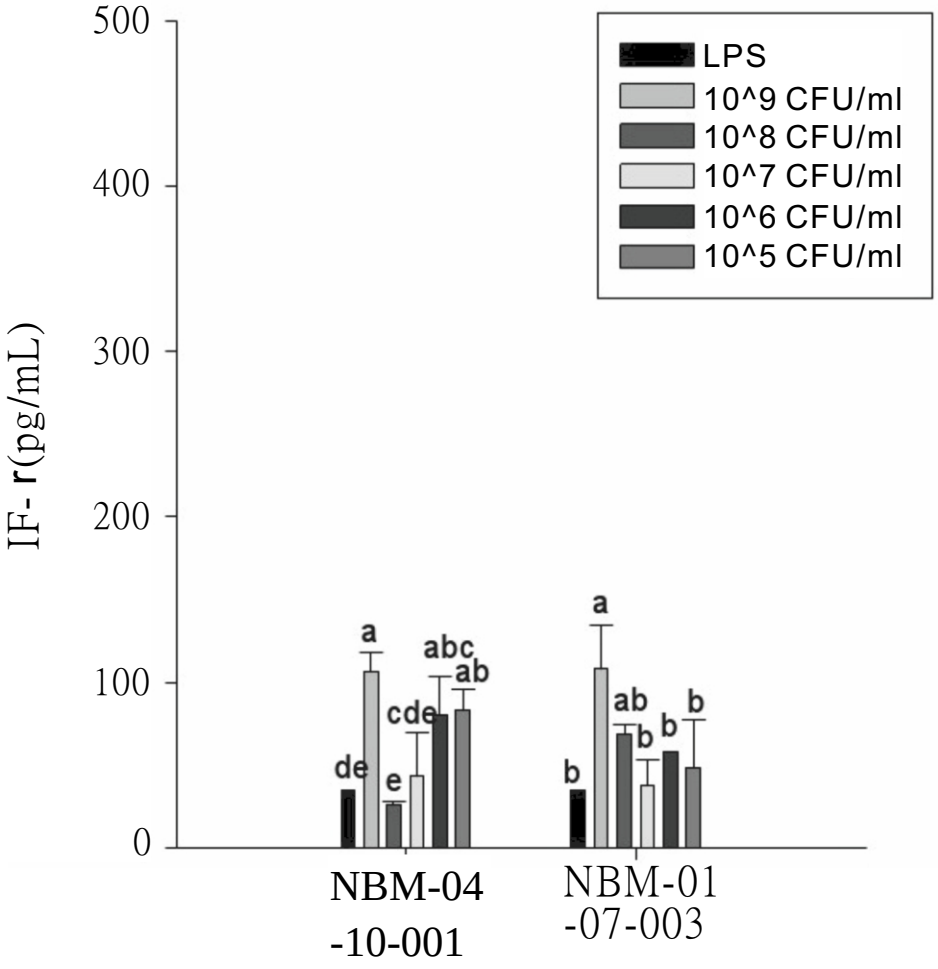
500
400
300
200
100
0
IF- r(pg/mL)
LPS
10^9 CFU/ml
10^8 CFU/ml
10^7 CFU/ml
10^6 CFU/ml
10^5 CFU/ml
de
a
e
cde
abc
ab
b
a
ab
b
b
b
NBM-04
-10-001
NBM-01
-07-003

Fig. 9

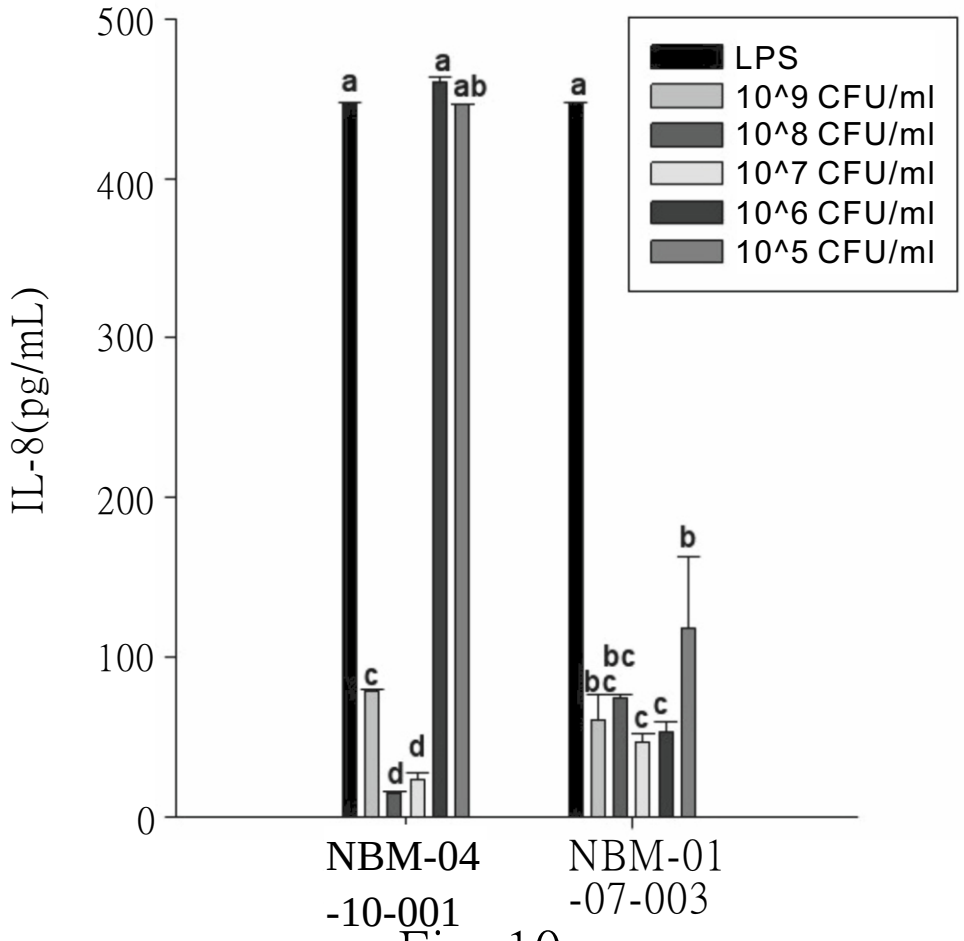
500
400
300
200
100
0
IL-8(pg/mL)
LPS
10^9 CFU/ml
10^8 CFU/ml
10^7 CFU/ml
10^6 CFU/ml
10^5 CFU/ml
a
c
d
d
a
ab
a
b
bc
bc
c
c
NBM-04
-10-001
NBM-01
-07-003

Fig. 10

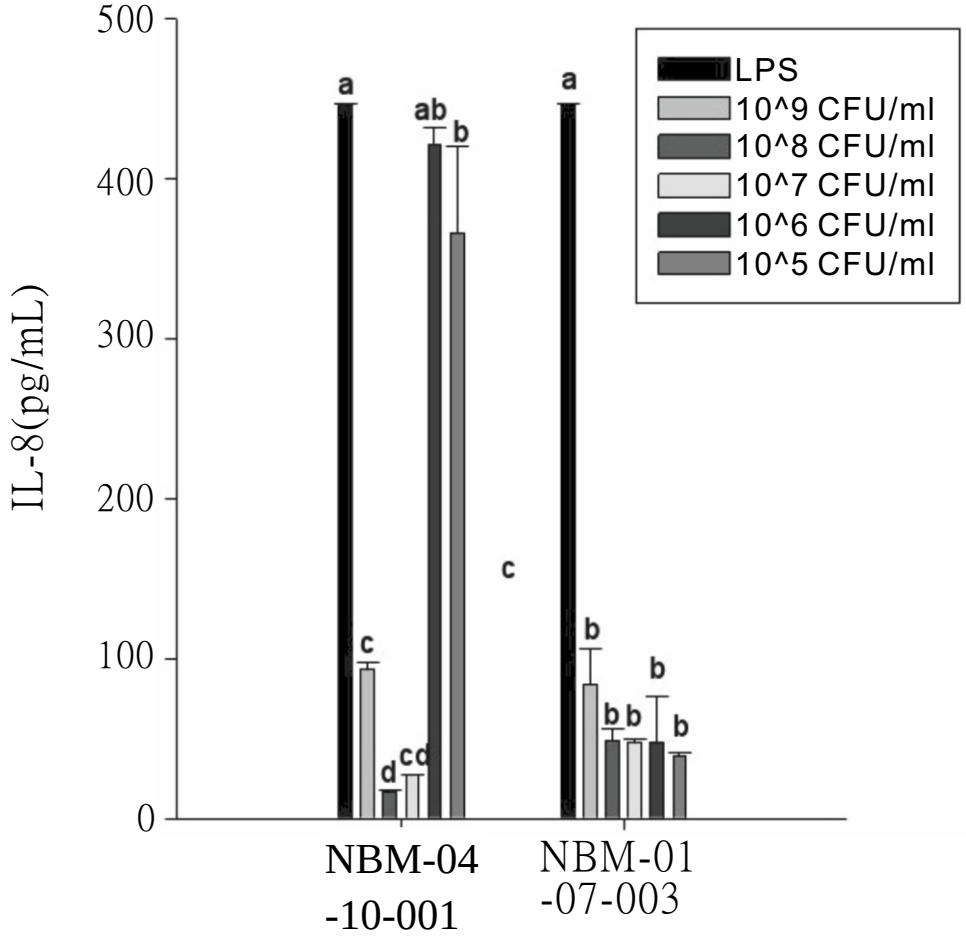
500
400
300
200
100
0
IL-8(pg/mL)
LPS
10^9 CFU/ml
10^8 CFU/ml
10^7 CFU/ml
10^6 CFU/ml
10^5 CFU/ml
a
c
d
cd
ab
b
c
a
b
b
b
b
NBM-04
-10-001
NBM-01
-07-003

Fig. 11

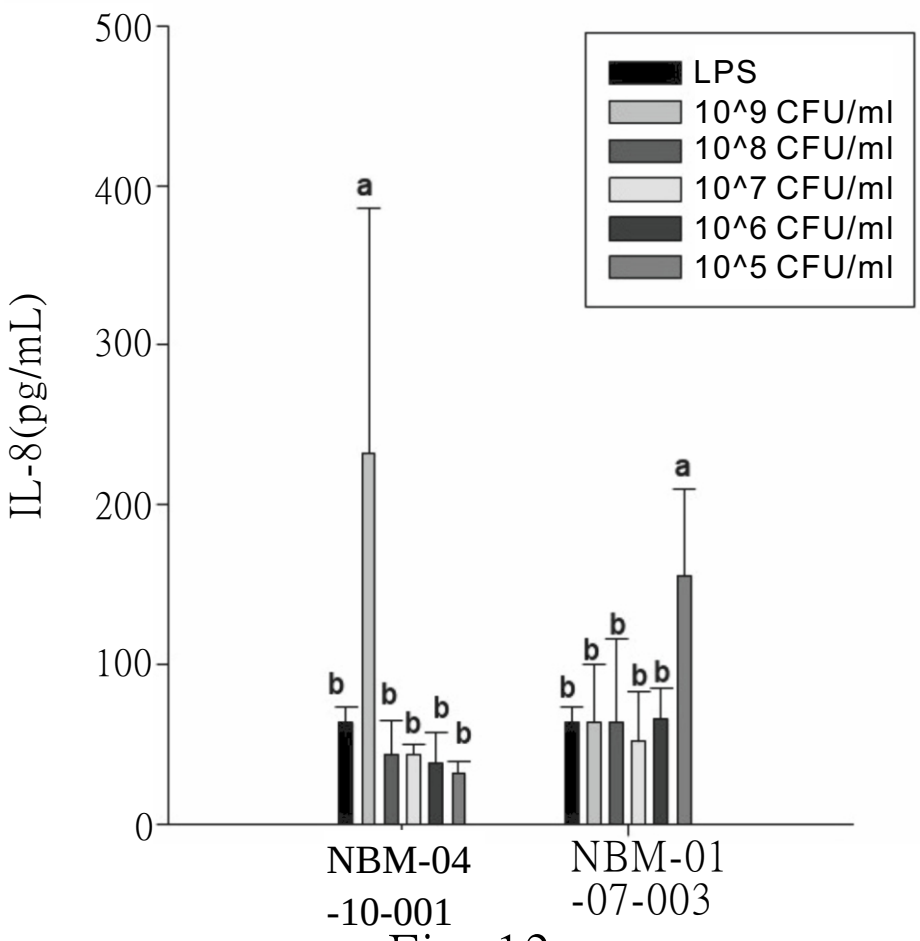
500
400
300
200
100
0
IL-8(pg/mL)
LPS
10^9 CFU/ml
10^8 CFU/ml
10^7 CFU/ml
10^6 CFU/ml
10^5 CFU/ml
a
b
b
b
b
b
b
b
b
b
b
a
NBM-04
-10-001
NBM-01
-07-003

Fig. 12

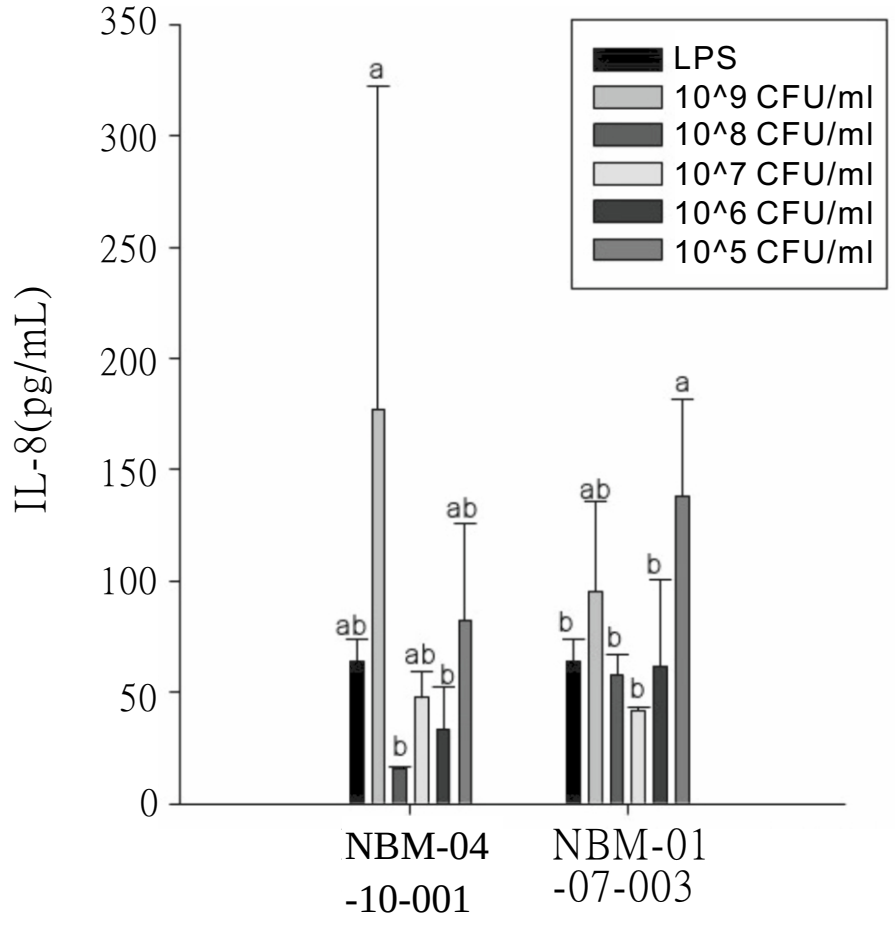
350
300
250
200
150
100
50
0
IL-8(pg/mL)
LPS
10^9 CFU/ml
10^8 CFU/ml
10^7 CFU/ml
10^6 CFU/ml
10^5 CFU/ml
a
ab
b
ab
b
ab
b
ab
b
b
b
a
NBM-04
-10-001
NBM-01
-07-003

Fig. 13

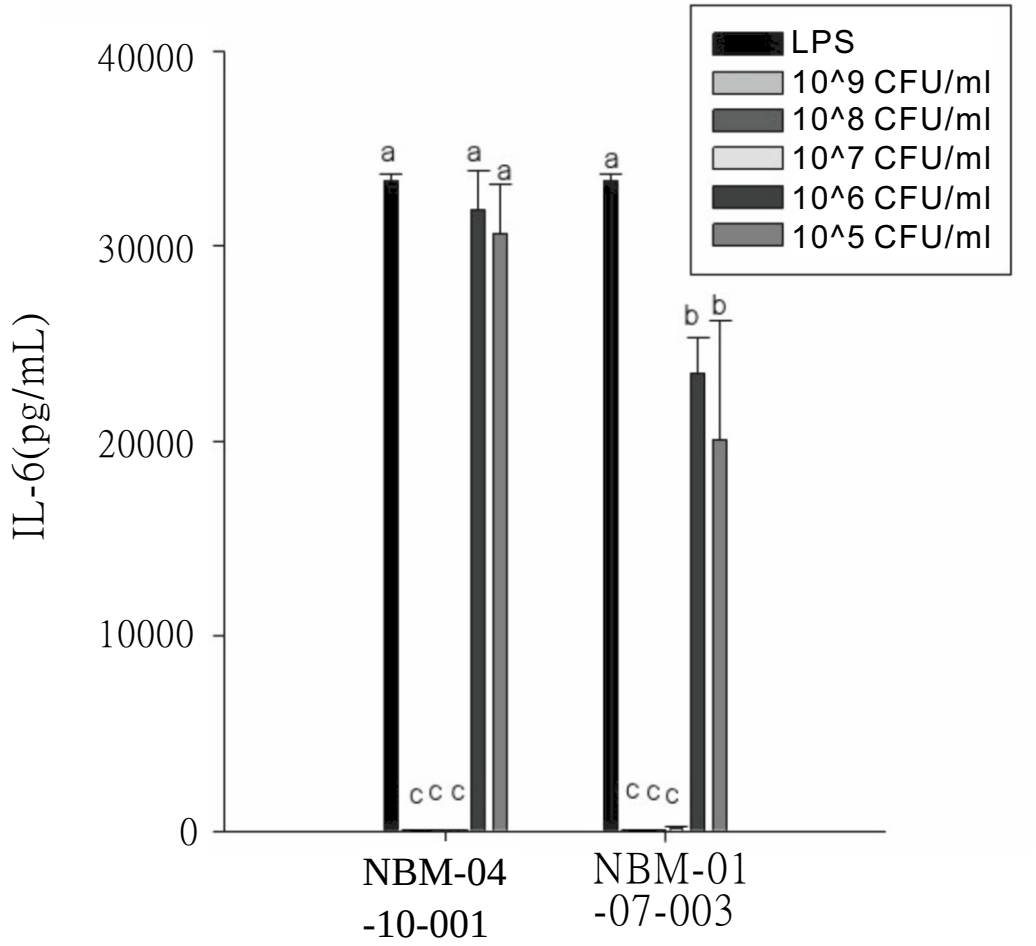
LPS
10^9 CFU/ml
10^8 CFU/ml
10^7 CFU/ml
10^6 CFU/ml
10^5 CFU/ml
IL-6(pg/mL)
40000
30000
20000
10000
0
a a a a
c c c
b b
c c c
NBM-04
-10-001
NBM-01
-07-003

Fig. 14

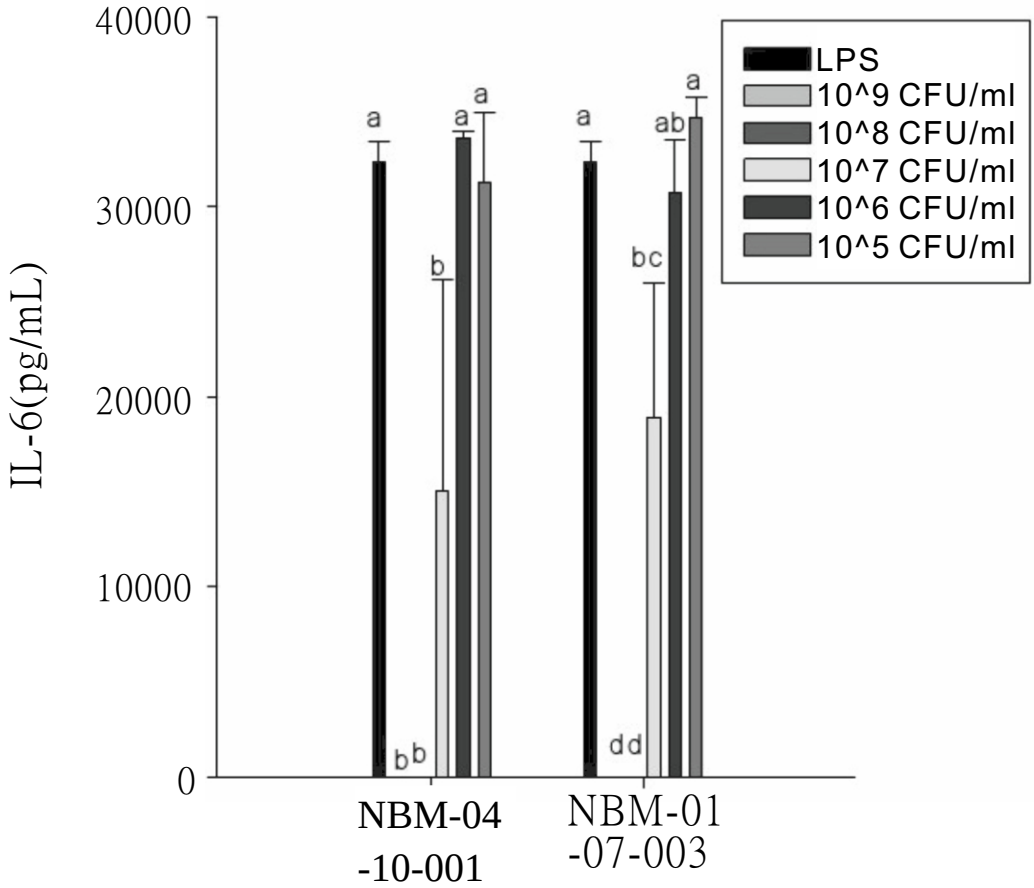
LPS
10^9 CFU/ml
10^8 CFU/ml
10^7 CFU/ml
10^6 CFU/ml
10^5 CFU/ml
IL-6(pg/mL)
40000
30000
20000
10000
0
a a a a
b
b b
a ab a
bc
d d
NBM-04
-10-001
NBM-01
-07-003

Fig. 15

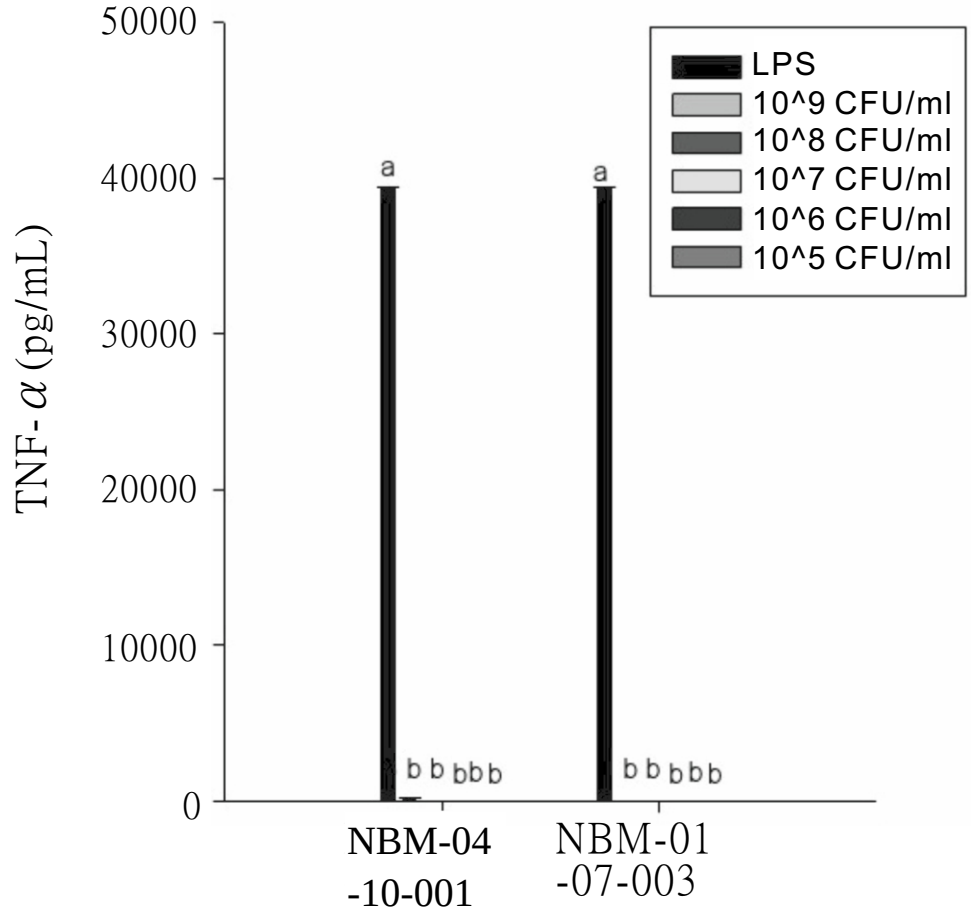
50000
40000
30000
20000
10000
0
TNF-α (pg/mL)
LPS
10^9 CFU/ml
10^8 CFU/ml
10^7 CFU/ml
10^6 CFU/ml
10^5 CFU/ml
a
a
b b bbb
b b bbb
NBM-04
-10-001
NBM-01
-07-003

Fig. 16

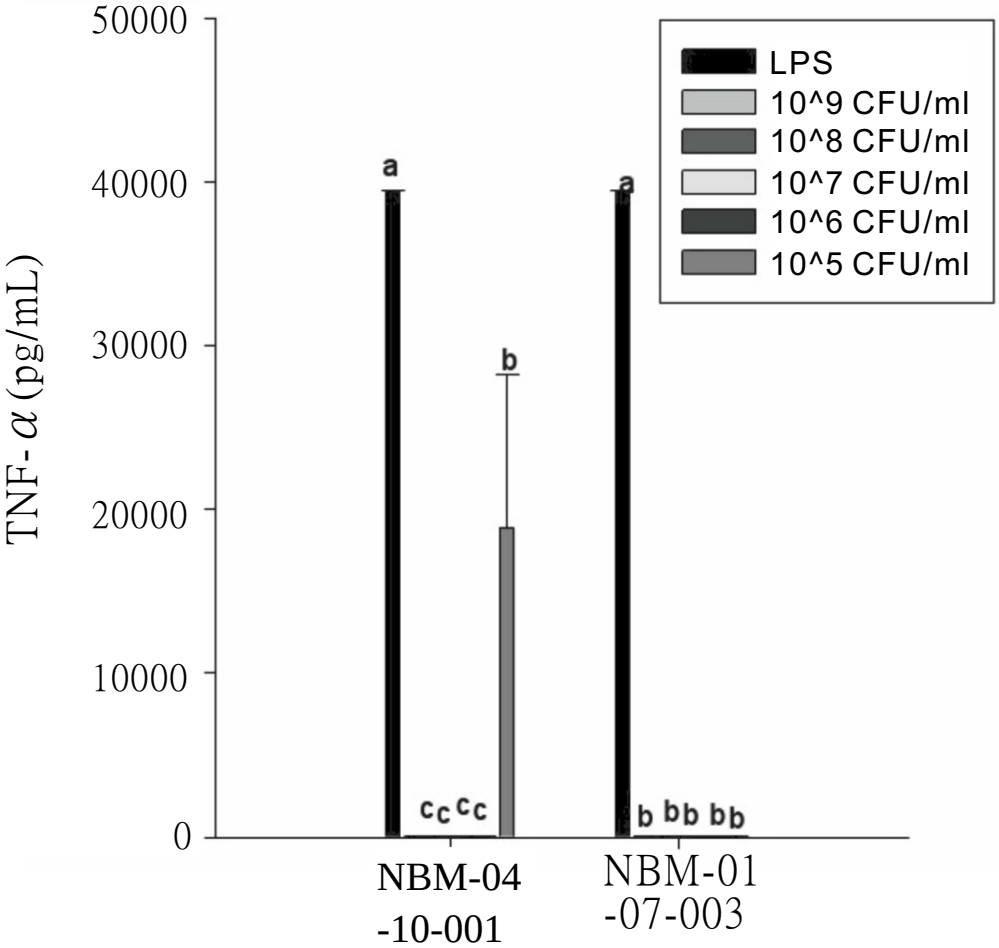
50000
40000
30000
20000
10000
0
TNF-α (pg/mL)
LPS
10^9 CFU/ml
10^8 CFU/ml
10^7 CFU/ml
10^6 CFU/ml
10^5 CFU/ml
a
a
b
c c c
b bb bb
NBM-04
-10-001
NBM-01
-07-003

Fig. 17


NCHU Sb:80 SEM LEI 3.0kV X8,000 WD 8.1mm 1μm

Fig. 18


NCHU Sb:80 SEM LEI 3.0kV X10,000 WD 8.0mm 1μm

Fig. 19



Fig. 20



Fig. 21A

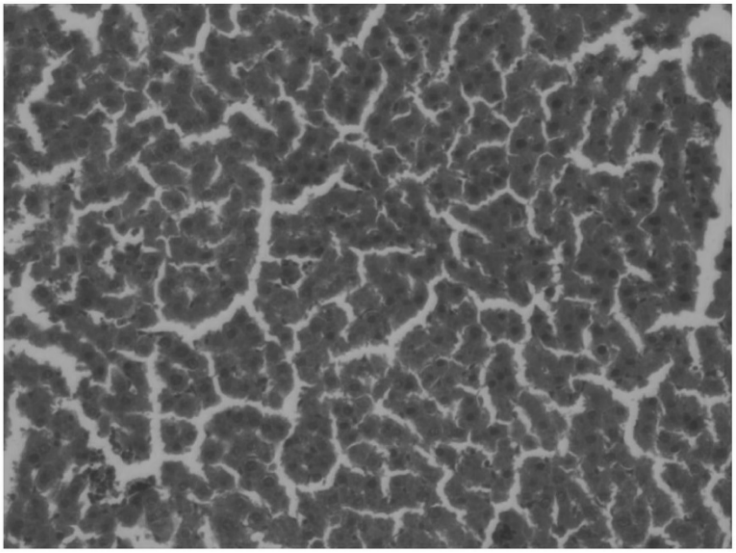

Fig. 21B



Fig. 21C