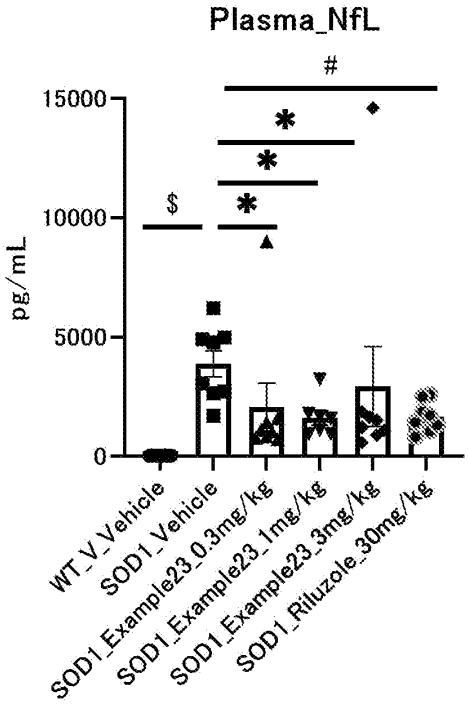
Plasma_NfL
pg/mL
15000
10000
5000
0
$
#
*
*
*
WT_V_Vehicle
SOD1_Vehicle
SOD1_Example23_0.3mg/kg
SOD1_Example23_1mg/kg
SOD1_Example23_3mg/kg
SOD1_Riluzole_30mg/kg

FIG. 1

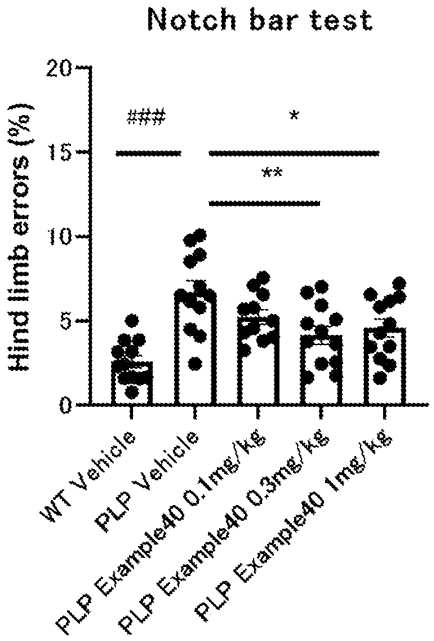
Notch bar test
Hind limb errors (%)
20
15
10
5
0
###
*
**
WT Vehicle
PLP Vehicle
PLP Example40 0.1mg/kg
PLP Example40 0.3mg/kg
PLP Example40 1mg/kg

FIG. 2

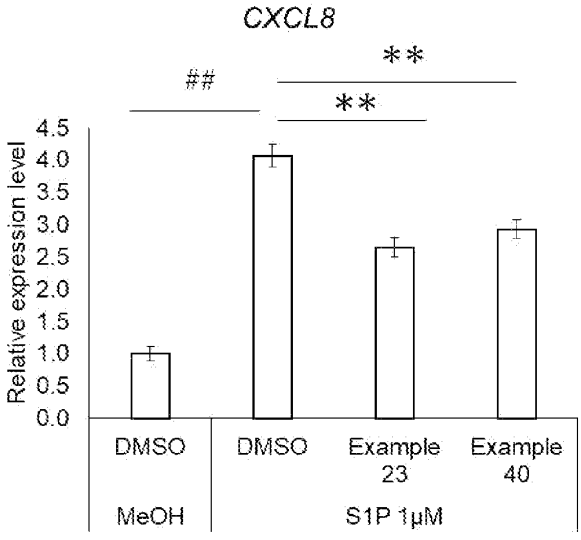
CXCL8
##
**
**
Relative expression level
4.5
4.0
3.5
3.0
2.5
2.0
1.5
1.0
0.5
0.0
DMSO
DMSO
Example 23
Example 40
MeOH
S1P 1μM

FIG. 3

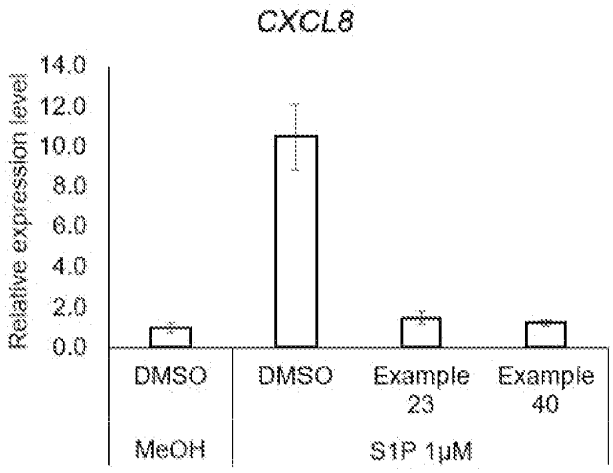
CXCL8
Relative expression level
14.0
12.0
10.0
8.0
6.0
4.0
2.0
0.0
DMSO
DMSO
Example 23
Example 40
MeOH
S1P 1μM

FIG. 4

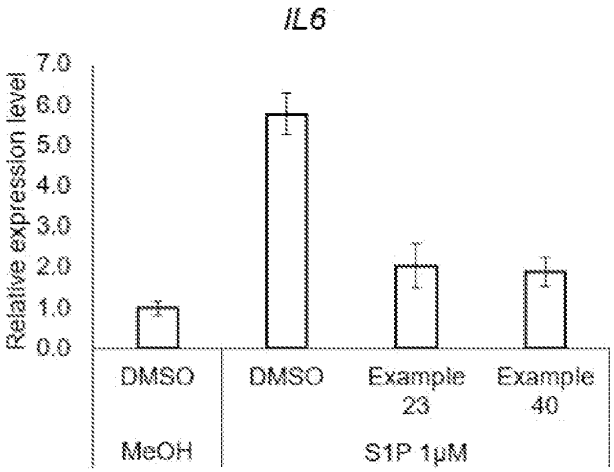
IL6
Relative expression level
7.0
6.0
5.0
4.0
3.0
2.0
1.0
0.0
DMSO
DMSO
Example 23
Example 40
MeOH
S1P 1μM

FIG. 5