CLAIMS

1. Use of a glutaminase inhibitor in the manufacture of a medicament for treating lung cancer determined to be characterized by a KRAS mutation or EGFR mutation;
wherein the glutaminase inhibitor is a compound of formula I,

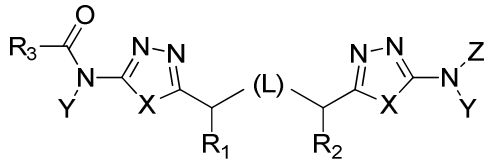

(I),

or a pharmaceutically acceptable salt thereof, wherein:
L represents CH_2SCH_2, CH_2CH_2, $CH_2CH_2CH_2$, CH_2, CH_2S, SCH_2, CH_2NHCH_2, CH=CH, or , wherein any hydrogen atom of a CH or CH_2 unit may be replaced by alkyl or alkoxy, any hydrogen of an NH unit may be replaced by alkyl, and any hydrogen atom of a CH_2 unit of CH_2CH_2, $CH_2CH_2CH_2$ or CH_2 may be replaced by hydroxy;
X, independently for each occurrence, represents S, O or CH=CH, wherein any hydrogen atom of a CH unit may be replaced by alkyl;
Y, independently for each occurrence, represents H or $CH_2O(CO)R_7$;
R_7, independently for each occurrence, represents H or substituted or unsubstituted alkyl, alkoxy, aminoalkyl, alkylaminoalkyl, heterocyclylalkyl, or heterocyclylalkoxy;
Z represents H or $R_3(CO)$;
R_1 and R_2 each independently represent H, alkyl, alkoxy or hydroxy;
R_3, independently for each occurrence, represents substituted or unsubstituted alkyl, hydroxyalkyl, aminoalkyl, acylaminoalkyl, alkenyl, alkoxy, alkoxyalkyl, aryl, arylalkyl, aryloxy, aryloxyalkyl, cycloalkyl, cycloalkylalkyl, heterocyclyl, heterocyclylalkyl, heteroaryl, heteroarylalkyl, heteroaryloxy, heteroaryloxyalkyl or $C(R_8)(R_9)(R_{10})$, $N(R_4)(R_5)$ or OR_6, wherein any free hydroxyl group may be acylated to form $C(O)R_7$;
R_4 and R_5 each independently represent H or substituted or unsubstituted alkyl, hydroxyalkyl, acyl, aminoalkyl, acylaminoalkyl, alkenyl, alkoxyalkyl, aryl, arylalkyl, aryloxy, aryloxyalkyl, cycloalkyl, cycloalkylalkyl, heterocyclyl, heterocyclylalkyl, heteroaryl,

heteroarylalkyl, heteroaryloxy, or heteroaryloxyalkyl, wherein any free hydroxyl group may be acylated to form $C(O)R_7$;

R_6, independently for each occurrence, represents substituted or unsubstituted alkyl, hydroxyalkyl, aminoalkyl, acylaminoalkyl, alkenyl, alkoxyalkyl, aryl, arylalkyl, aryloxy, aryloxyalkyl, cycloalkyl, cycloalkylalkyl, heterocyclyl, heterocyclylalkyl, heteroaryl, heteroarylalkyl, heteroaryloxy, or heteroaryloxyalkyl, wherein any free hydroxyl group may be acylated to form $C(O)R_7$; and

R_8, R_9 and R_{10} each independently represent H or substituted or unsubstituted alkyl, hydroxy, hydroxyalkyl, amino, acylamino, aminoalkyl, acylaminoalkyl, alkoxycarbonyl, alkoxycarbonylamino, alkenyl, alkoxy, alkoxyalkyl, aryl, arylalkyl, aryloxy, aryloxyalkyl, cycloalkyl, cycloalkylalkyl, heterocyclyl, heterocyclylalkyl, heteroaryl, heteroarylalkyl, heteroaryloxy, or heteroaryloxyalkyl, or R_8 and R_9 together with the carbon to which they are attached, form a carbocyclic or heterocyclic ring system, wherein any free hydroxyl group may be acylated to form $C(O)R_7$, and wherein at least two of R_8, R_9 and R_{10} are not H.

2. A method of identifying a lung cancer patient that may benefit from treatment with a glutaminase inhibitor, comprising determining whether a lung cancer cell of the patient has a mutation in KRAS or EGFR, wherein a mutation in KRAS or EGFR in the lung cancer cells of the patient indicates that the patient may benefit from treatment with a glutaminase inhibitor; wherein the glutaminase inhibitor is a compound of formula I,

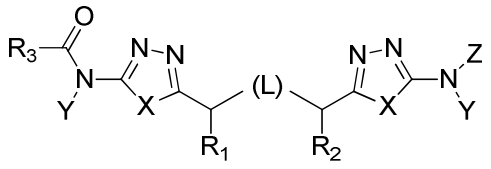

(I),

or a pharmaceutically acceptable salt thereof, wherein:

L represents CH_2SCH_2, CH_2CH_2, $CH_2CH_2CH_2$, CH_2, CH_2S, SCH_2, CH_2NHCH_2, CH=CH, or , wherein any hydrogen atom of a CH or CH_2 unit may be replaced by alkyl or

alkoxy, any hydrogen of an NH unit may be replaced by alkyl, and any hydrogen atom of a CH_2 unit of CH_2CH_2, $CH_2CH_2CH_2$ or CH_2 may be replaced by hydroxy;

X, independently for each occurrence, represents S, O or CH=CH, wherein any hydrogen atom of a CH unit may be replaced by alkyl;

Y, independently for each occurrence, represents H or $CH_2O(CO)R_7$;

R_7, independently for each occurrence, represents H or substituted or unsubstituted alkyl, alkoxy, aminoalkyl, alkylaminoalkyl, heterocyclylalkyl, or heterocyclylalkoxy;

Z represents H or $R_3(CO)$;

R_1 and R_2 each independently represent H, alkyl, alkoxy or hydroxy;

R_3, independently for each occurrence, represents substituted or unsubstituted alkyl, hydroxyalkyl, aminoalkyl, acylaminoalkyl, alkenyl, alkoxy, alkoxyalkyl, aryl, arylalkyl, aryloxy, aryloxyalkyl, cycloalkyl, cycloalkylalkyl, heterocyclyl, heterocyclylalkyl, heteroaryl, heteroarylalkyl, heteroaryloxy, heteroaryloxyalkyl or $C(R_8)(R_9)(R_{10})$, $N(R_4)(R_5)$ or OR_6, wherein any free hydroxyl group may be acylated to form $C(O)R_7$;

R_4 and R_5 each independently represent H or substituted or unsubstituted alkyl, hydroxyalkyl, acyl, aminoalkyl, acylaminoalkyl, alkenyl, alkoxyalkyl, aryl, arylalkyl, aryloxy, aryloxyalkyl, cycloalkyl, cycloalkylalkyl, heterocyclyl, heterocyclylalkyl, heteroaryl, heteroarylalkyl, heteroaryloxy, or heteroaryloxyalkyl, wherein any free hydroxyl group may be acylated to form $C(O)R_7$;

R_6, independently for each occurrence, represents substituted or unsubstituted alkyl, hydroxyalkyl, aminoalkyl, acylaminoalkyl, alkenyl, alkoxyalkyl, aryl, arylalkyl, aryloxy, aryloxyalkyl, cycloalkyl, cycloalkylalkyl, heterocyclyl, heterocyclylalkyl, heteroaryl, heteroarylalkyl, heteroaryloxy, or heteroaryloxyalkyl, wherein any free hydroxyl group may be acylated to form $C(O)R_7$; and

R_8, R_9 and R_{10} each independently represent H or substituted or unsubstituted alkyl, hydroxy, hydroxyalkyl, amino, acylamino, aminoalkyl, acylaminoalkyl, alkoxycarbonyl, alkoxycarbonylamino, alkenyl, alkoxy, alkoxyalkyl, aryl, arylalkyl, aryloxy, aryloxyalkyl, cycloalkyl, cycloalkylalkyl, heterocyclyl, heterocyclylalkyl, heteroaryl, heteroarylalkyl, heteroaryloxy, or heteroaryloxyalkyl, or R_8 and R_9 together with the

carbon to which they are attached, form a carbocyclic or heterocyclic ring system, wherein any free hydroxyl group may be acylated to form $C(O)R_7$, and wherein at least two of R_8, R_9 and R_{10} are not H.

3. The use of claim 1, wherein the glutaminase inhibitor is a compound of formula II,

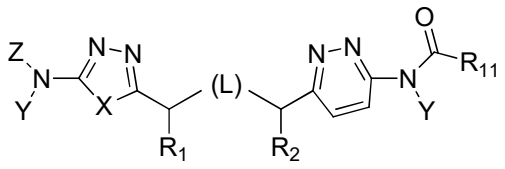

(II),

or a pharmaceutically acceptable salt thereof, wherein:

L represents CH_2SCH_2, CH_2CH_2, $CH_2CH_2CH_2$, CH_2, CH_2S, SCH_2, CH_2NHCH_2, CH=CH, or , preferably CH_2CH_2, wherein any hydrogen atom of a CH or CH_2 unit may be replaced by alkyl or alkoxy, any hydrogen of an NH unit may be replaced by alkyl, and any hydrogen atom of a CH_2 unit of CH_2CH_2, $CH_2CH_2CH_2$ or CH_2 may be replaced by hydroxy;

X represents S, O or CH=CH, preferably S or CH=CH, wherein any hydrogen atom of a CH unit may be replaced by alkyl;

Y, independently for each occurrence, represents H or $CH_2O(CO)R_7$;

R_7, independently for each occurrence, represents H or substituted or unsubstituted alkyl, alkoxy, aminoalkyl, alkylaminoalkyl, heterocyclylalkyl, arylalkyl, or heterocyclylalkoxy;

Z represents H or $R_3(CO)$;

R_1 and R_2 each independently represent H, alkyl, alkoxy or hydroxy, preferably H;

R_3 represents substituted or unsubstituted alkyl, hydroxyalkyl, aminoalkyl, acylaminoalkyl, alkenyl, alkoxy, alkoxyalkyl, aryl, arylalkyl, aryloxy, aryloxyalkyl, cycloalkyl, cycloalkylalkyl, heterocyclyl, heterocyclylalkyl, heteroaryl, heteroarylalkyl, heteroaryloxy, heteroaryloxyalkyl or $C(R_8)(R_9)(R_{10})$, $N(R_4)(R_5)$ or OR_6, wherein any free hydroxyl group may be acylated to form $C(O)R_7$;

R_4 and R_5 each independently represent H or substituted or unsubstituted alkyl, hydroxyalkyl, acyl, aminoalkyl, acylaminoalkyl, alkenyl, alkoxyalkyl, aryl, arylalkyl, aryloxy,

aryloxyalkyl, cycloalkyl, cycloalkylalkyl, heterocyclyl, heterocyclylalkyl, heteroaryl, heteroarylalkyl, heteroaryloxy, or heteroaryloxyalkyl, wherein any free hydroxyl group may be acylated to form $C(O)R_7$;

R_6, independently for each occurrence, represents substituted or unsubstituted alkyl, hydroxyalkyl, aminoalkyl, acylaminoalkyl, alkenyl, alkoxyalkyl, aryl, arylalkyl, aryloxy, aryloxyalkyl, cycloalkyl, cycloalkylalkyl, heterocyclyl, heterocyclylalkyl, heteroaryl, heteroarylalkyl, heteroaryloxy, or heteroaryloxyalkyl, wherein any free hydroxyl group may be acylated to form $C(O)R_7$; and

R_8, R_9 and R_{10} each independently represent H or substituted or unsubstituted alkyl, hydroxy, hydroxyalkyl, amino, acylamino, aminoalkyl, acylaminoalkyl, alkoxycarbonyl, alkoxycarbonylamino, alkenyl, alkoxy, alkoxyalkyl, aryl, arylalkyl, aryloxy, aryloxyalkyl, cycloalkyl, cycloalkylalkyl, heterocyclyl, heterocyclylalkyl, heteroaryl, heteroarylalkyl, heteroaryloxy, or heteroaryloxyalkyl, or R_8 and R_9 together with the carbon to which they are attached, form a carbocyclic or heterocyclic ring system, wherein any free hydroxyl group may be acylated to form $C(O)R_7$, and wherein at least two of R_8, R_9 and R_{10} are not H;

R_{11} represents substituted or unsubstituted aryl, arylalkyl, aryloxy, aryloxyalkyl, heteroaryl, heteroarylalkyl, heteroaryloxy, or heteroaryloxyalkyl, or $C(R_{12})(R_{13})(R_{14})$, $N(R_4)(R_{14})$ or OR_{14}, wherein any free hydroxyl group may be acylated to form $C(O)R_7$;

R_{12} and R_{13} each independently respresent H or substituted or unsubstituted alkyl, hydroxy, hydroxyalkyl, amino, acylamino, aminoalkyl, acylaminoalkyl, alkoxycarbonyl, alkoxycarbonylamino, alkenyl, alkoxy, alkoxyalkyl, aryl, arylalkyl, aryloxy, aryloxyalkyl, cycloalkyl, cycloalkylalkyl, heterocyclyl, heterocyclylalkyl, heteroaryl, heteroarylalkyl, heteroaryloxy, or heteroaryloxyalkyl, wherein any free hydroxyl group may be acylated to form $C(O)R_7$, and wherein both of R_{12} and R_{13} are not H; and

R_{14} represents substituted or unsubstituted aryl, arylalkyl, aryloxy, aryloxyalkyl, heteroaryl, heteroarylalkyl, heteroaryloxy, or heteroaryloxyalkyl.

4. The use of claim 3, wherein R_{11} represents substituted or unsubstituted arylalkyl.

5. The use of claim 4, wherein R_{11} represents substituted or unsubstituted benzyl.

6. The use of any one of claims 3-5, wherein one or more of (a) – (e) applies:
(a) L represents CH_2SCH_2, CH_2CH_2, CH_2S or SCH_2, preferably CH_2CH_2;
(b) Y represents H;
(c) X represents S or CH=CH, preferably S;
(d) Z represents $R_3(CO)$; or
(e) R_1 and R_2 each represent H.

7. The use of claim 6, wherein R_3 and R_{11} are not identical.

8. The use of claim 6, wherein R_3 represents substituted or unsubstituted arylalkyl, heteroarylalkyl, cycloalkyl or heterocycloalkyl.

9. The use of claim 8, wherein R_3 represents substituted or unsubstituted heteroarylalkyl.

10. The use of claim 3, wherein L represents CH_2SCH_2, CH_2CH_2, CH_2S or SCH_2, Y represents H, X represents S, Z represents $R_3(CO)$, R_1 and R_2 each represent H, R_3 represents substituted or unsubstituted arylalkyl, heteroarylalkyl, cycloalkyl or heterocycloalkyl, and R_{11} represents substituted or unsubstituted arylalkyl.

11. The use of claim 10, wherein R_3 represents substituted or unsubstituted heteroarylalkyl.

12. The use of claim 3, wherein L represents CH_2CH_2, Y represents H, X represents S or CH=CH, Z represents $R_3(CO)$, R_1 and R_2 each represent H, R_3 represents substituted or unsubstituted arylalkyl, heteroarylalkyl, cycloalkyl or heterocycloalkyl, and R_{11} represents substituted or unsubstituted arylalkyl.

13. The use of claim 12, wherein R_3 represents substituted or unsubstituted heteroarylalkyl.

14. The use of any preceding claim, wherein the mutation results in an expression level of KRAS or EGFR that is different from normal lung cells, or in a level of constitutive activity of KRAS or EGFR that is different from normal lung cells.

15. The use of any preceding claim, wherein the mutation results in overexpression or increased constitutive activity of KRAS or EGFR.

16. The use of claim 15, wherein the mutation is an amplification of the gene encoding KRAS or EGFR.

17. The use of claim 15, wherein the mutation is a deletion in the gene encoding KRAS or EGFR.

18. The use of claim 15, wherein the mutation is an insertion in the gene encoding KRAS or EGFR.

19. The use of claim 15, wherein the mutation is a point mutation resulting in a change of at least one amino acid residue in the amino acid sequence of KRAS or EGFR protein.

20. The use of any preceding claim, wherein the lung cancer is non-small cell lung carcinoma (NSCLC).

21. The use of claim 20, wherein the NSCLC is lung adenocarcinoma.

22. The use of any preceding claim, wherein the medicament is to be conjointly administered with radiation therapy.

23. The use of any preceding claim, wherein the medicament is to be conjointly administered with one or more additional chemotherapeutic agents.

24. The use of claim 23, wherein the one or more additional chemotherapeutic agents are selected from afatinib dimaleate, bevacizumab, carboplatin, ceritinib, cisplatin, crizotinib, docetaxel, doxorubicin hydrochloride; erlotinib hydrochloride, etoposide, gefitinib, gemcitabine hydrochloride, mechlorethamine hydrochloride, methotrexate, paclitaxel, pemetrexed disodium, ramucirumab, topotecan hydrochloride, vinorelbine tartrate.

25. The use of claim 23, wherein the one or more additional chemotherapeutic agents is selumetinib.

26. The use of claim 25, wherein the glutaminase inhibitor is a compound having the structure of Formula (III):

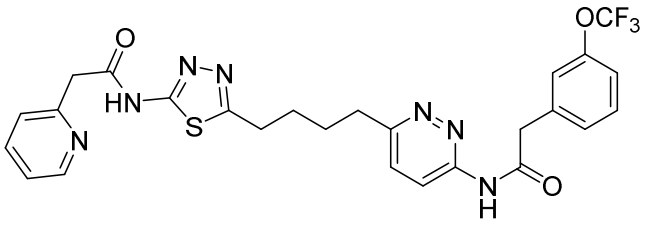

(III), or a pharmaceutically acceptable salt thereof.

27. The use of any preceding claim, wherein the cancer is characterized by a KRAS mutation.

28. The use of any preceding claim, wherein the cancer is characterized by an EGFR mutation.