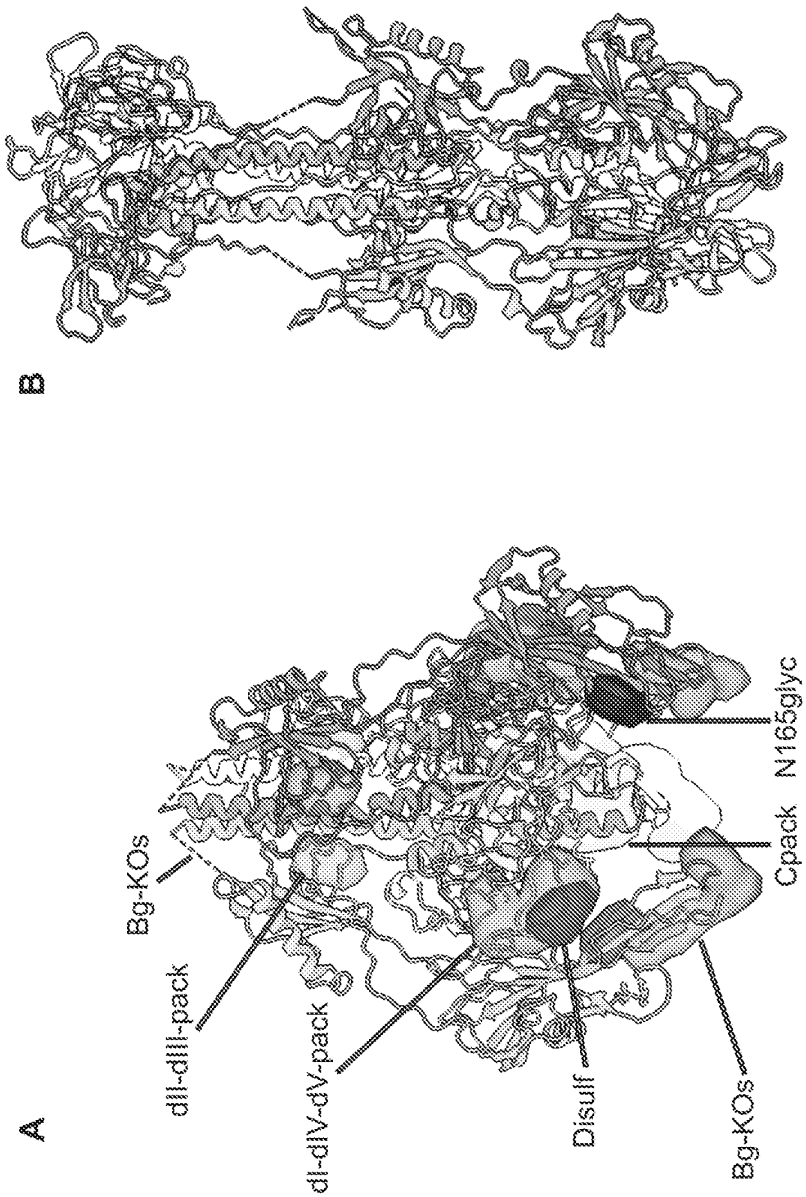
B
A
Bg-KOs
dII-dIII-pack
dI-dIV-dV-pack
Disulf
Bg-KOs
Cpack
N165glyc

Figure 1

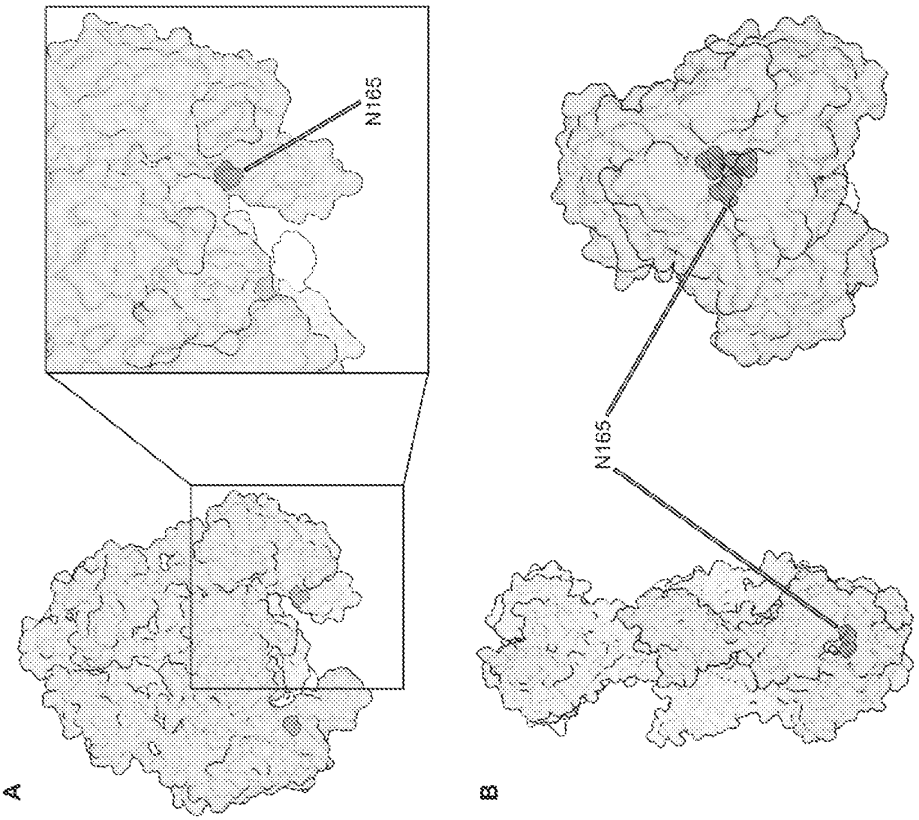

Figure 2

Figure 3

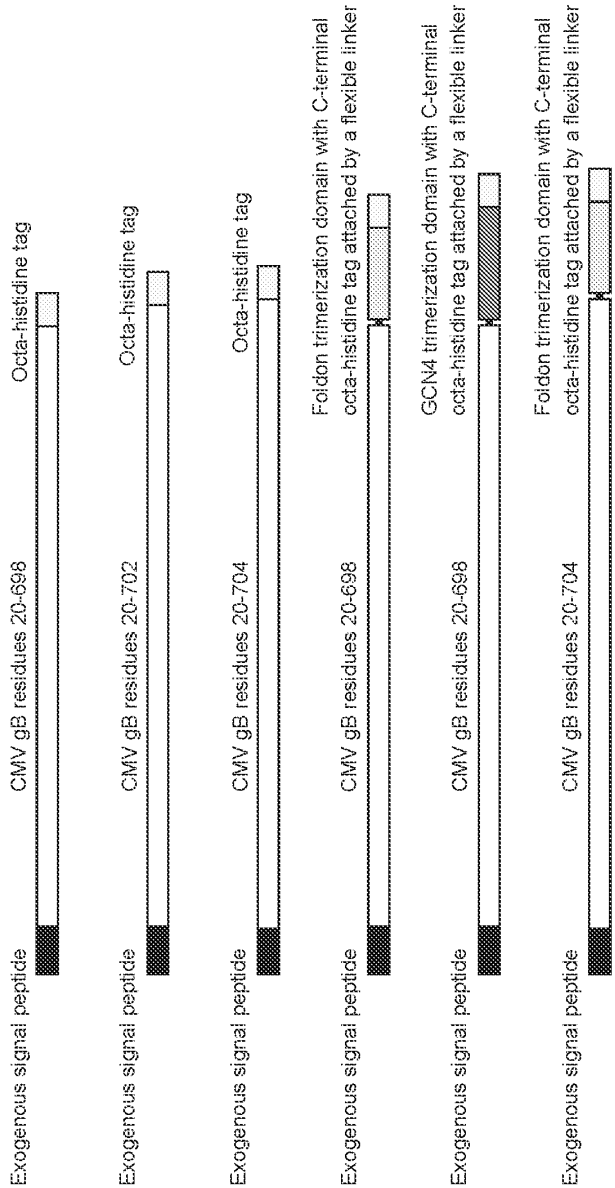
Exogenous signal peptide
CMV gB residues 20-698
Octa-histidine tag
Exogenous signal peptide
CMV gB residues 20-702
Octa-histidine tag
Exogenous signal peptide
CMV gB residues 20-704
Octa-histidine tag
Exogenous signal peptide
CMV gB residues 20-698
Foldon trimerization domain with C-terminal octa-histidine tag attached by a flexible linker
Exogenous signal peptide
CMV gB residues 20-698
GCN4 trimerization domain with C-terminal octa-histidine tag attached by a flexible linker
Exogenous signal peptide
CMV gB residues 20-704
Foldon trimerization domain with C-terminal octa-histidine tag attached by a flexible linker

Figure 4

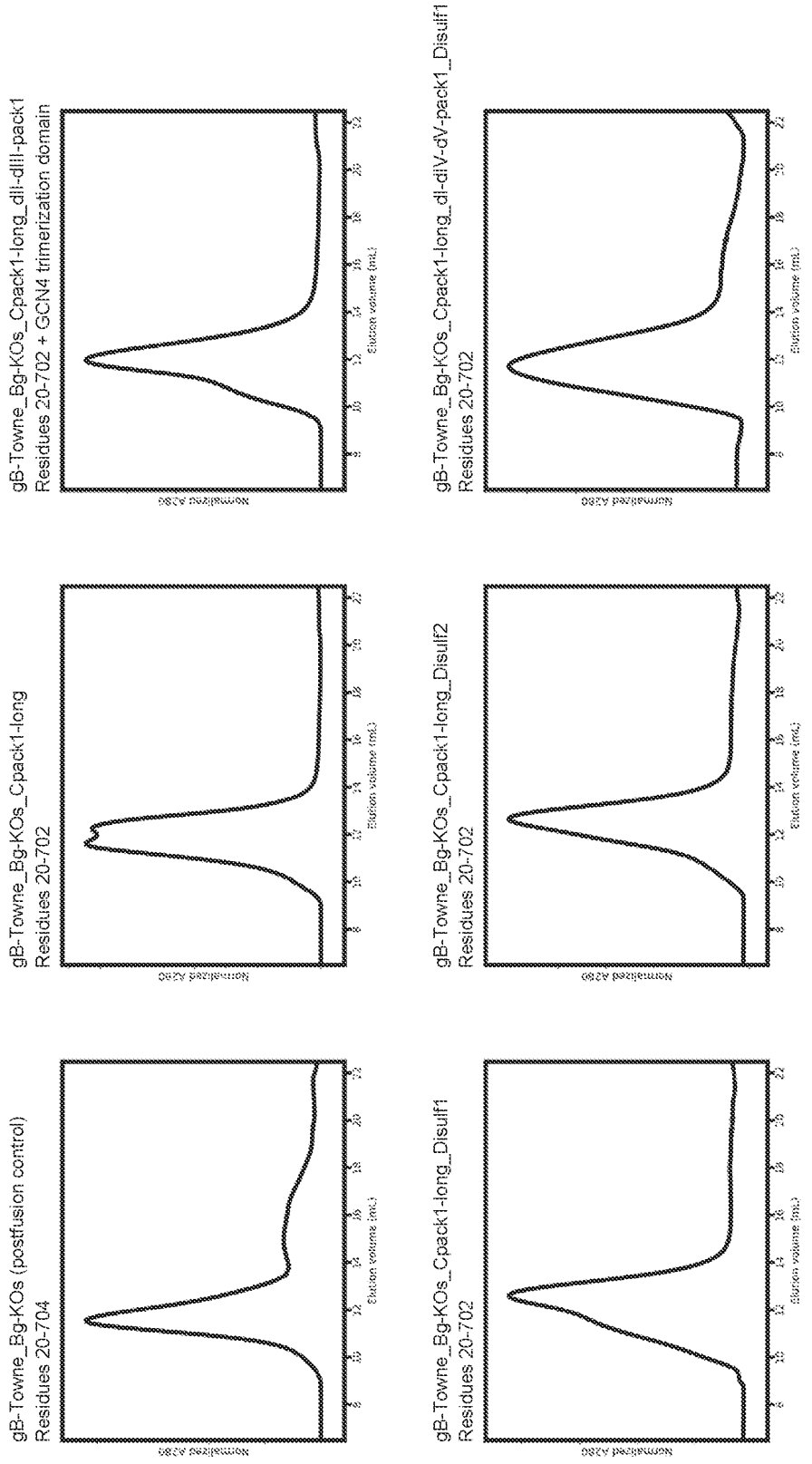
gB-Towne_Bg-KOs (postfusion control)
Residues 20-704
gB-Towne_Bg-KOs_Cpack1-long
Residues 20-702
gB-Towne_Bg-KOs_Cpack1-long_dII-dIII-pack1
Residues 20-702 + GCN4 trimerization domain
gB-Towne_Bg-KOs_Cpack1-long_Disulf1
Residues 20-702
gB-Towne_Bg-KOs_Cpack1-long_Disulf2
Residues 20-702
gB-Towne_Bg-KOs_Cpack1-long_dI-diV-dV-pack1_Disulf1
Residues 20-702
Normalized A280
Elution volume (mL)

Figure 5

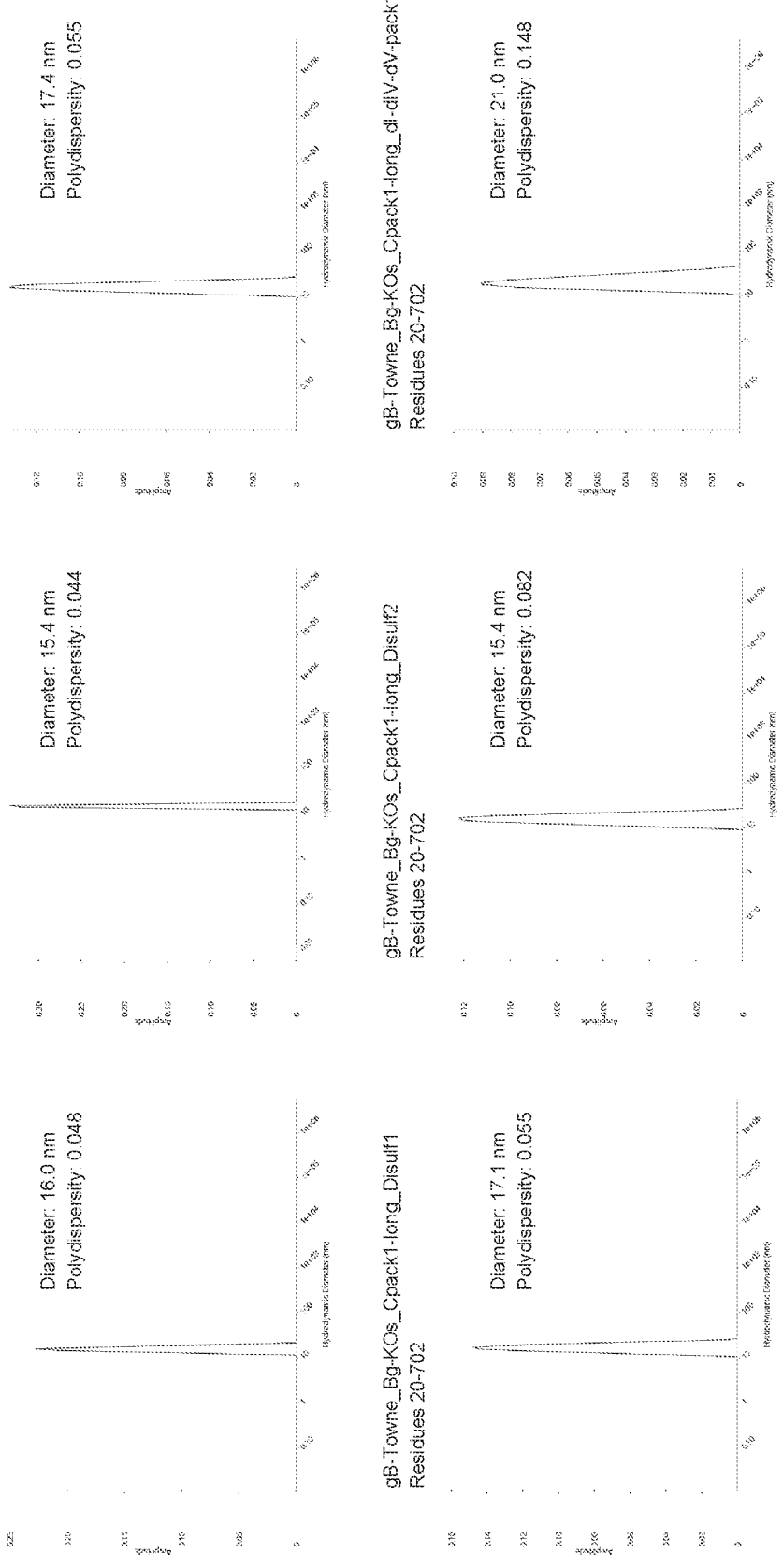
gB-Towne_Bg-KOs (postfusion control)
Residues 20-704
Diameter: 16.0 nm
Polydispersity: 0.048
gB-Towne_Bg-KOs_Cpack1-long
Residues 20-702
Diameter: 15.4 nm
Polydispersity: 0.044
gB-Towne_Bg-KOs_Cpack1-long_dI-dIII-pack1
Residues 20-702 + GCN4 trimerization domain
Diameter: 17.4 nm
Polydispersity: 0.055
gB-Towne_Bg-KOs_Cpack1-long_Disulf1
Residues 20-702
Diameter: 17.1 nm
Polydispersity: 0.055
gB-Towne_Bg-KOs_Cpack1-long_Disulf2
Residues 20-702
Diameter: 15.4 nm
Polydispersity: 0.082
gB-Towne_Bg-KOs_Cpack1-long_dI-dIV-dV-pack1_Disulf1
Residues 20-702
Diameter: 21.0 nm
Polydispersity: 0.148

Figure 6

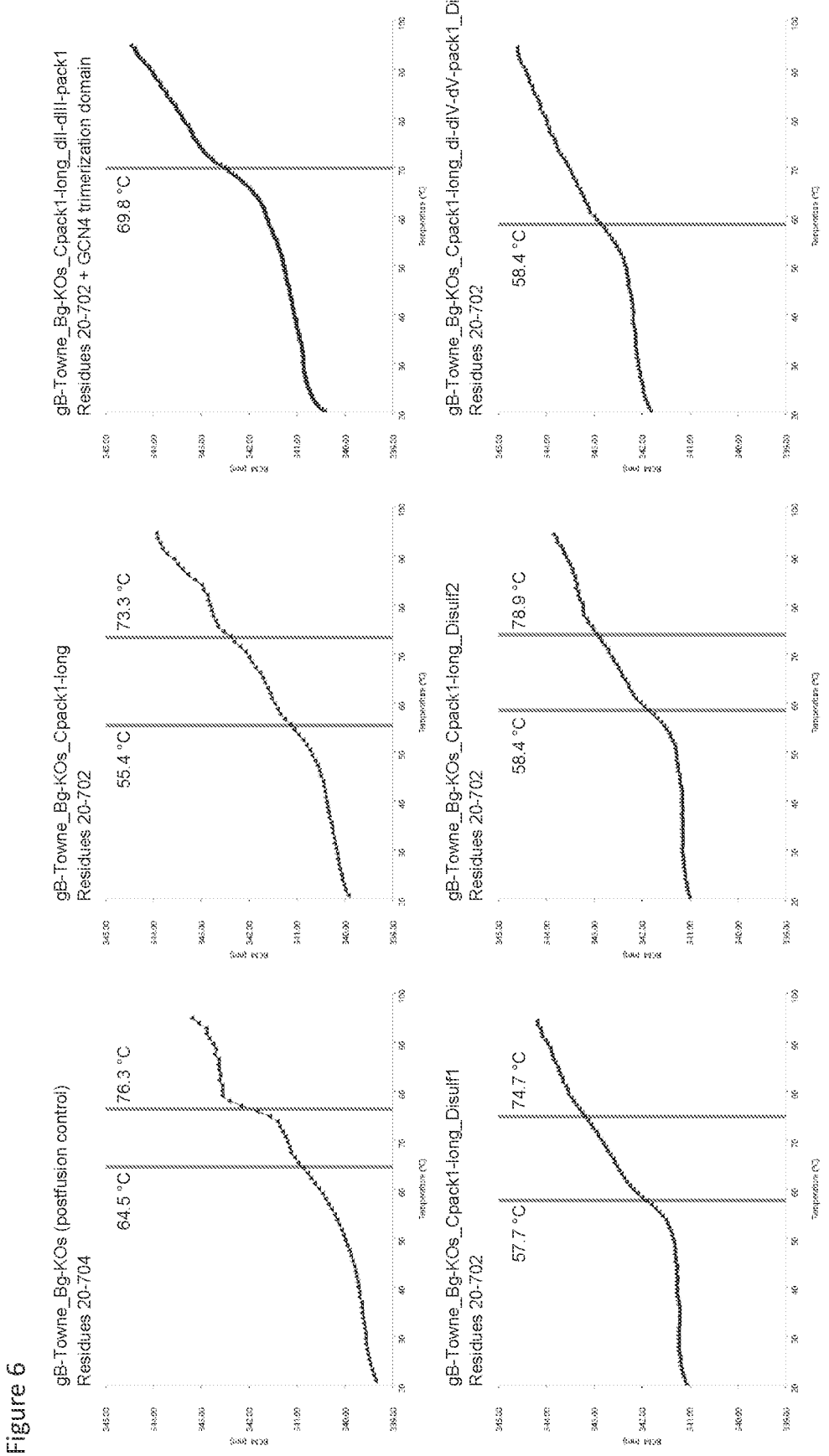
gB-Towne_Bg-KOs (postfusion control)
Residues 20-704
64.5 °C
76.3 °C
gB-Towne_Bg-KOs_Cpack1-long
Residues 20-702
55.4 °C
73.3 °C
gB-Towne_Bg-KOs_Cpack1-long_dII-dIII-pack1
Residues 20-702 + GCN4 trimerization domain
69.8 °C
gB-Towne_Bg-KOs_Cpack1-long_Disulf1
Residues 20-702
57.7 °C
74.7 °C
gB-Towne_Bg-KOs_Cpack1-long_Disulf2
Residues 20-702
58.4 °C
78.9 °C
gB-Towne_Bg-KOs_Cpack1-long_di-dIV-dV-pack1_Disulf1
Residues 20-702
58.4 °C

Figure 7


gB-Towne_Bg-KOs (postfusion control)
Residues 20-704
gB-Towne_Bg-KOs_Cpack1-long_Disulf1
Residues 20-702
gB-Towne_Bg-KOs_Cpack1-long
Residues 20-702
200 nm
gB-Towne_Bg-KOs_Cpack1-long_Disulf2
Residues 20-702
gB-Towne_Bg-KOs_Cpack1-long_dII-dIII-pack1
Residues 20-702 + GCN4 trimerization domain
gB-Towne_Bg-KOs_Cpack1-long_dI-dIV-dV-pack1_Disulf1
Residues 20-702

Figure 8

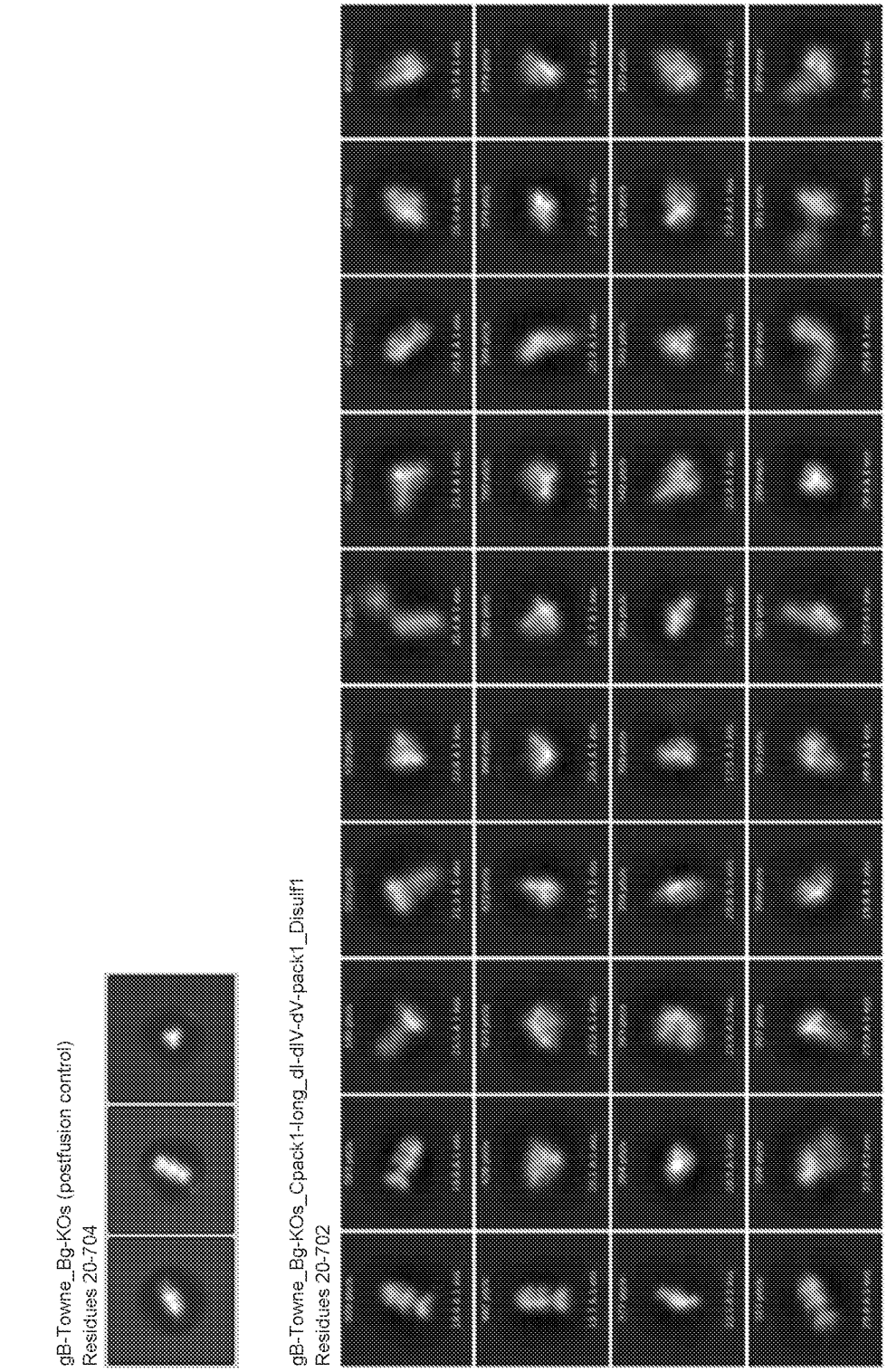
gB-Towne_Bg-KOs (postfusion control)
Residues 20-704
gB-Towne_Bg-KOs_Cpack1-long_dI-dIV-dV-pack1_Disulf1
Residues 20-702