growth factor/scatter factor-Met signaling in tumorigenicity and invasion/metastasis. J. Mol. Med. 74:505-13; Moriyama, T., Kataoka, H., Koono, M., Wakisaka, S., 1999, Expression of hepatocyte growth factor/scatter factor and its receptor c-met in brain tumors: evidence for a role in progression of astrocytic tumors Int. J. Mol. Med. 3:531-6). These findings suggest that HGF/SF plays a significant role in the formation and repair of blood vessels under physiologic and pathologic conditions.

**[0003]** All citations in the present application are incorporated herein by reference in their entireties. The citation of any reference herein should not be construed as an admission that such reference is available as "Prior Art" to the instant application.

## SUMMARY

**[0004]** Polymorphs, solvates and salts of various drugs have been described in the literature as imparting novel properties to the drugs. Organic small drug molecules have a tendency to self-assemble into various polymorphic forms depending on the environment that drives the self-assembly. Heat- and solvent-mediated effects can also lead to changes that transform one polymorphic form into another.

**[0005]** Identifying which polymorphic form or forms are the most stable under each condition of interest, and the processes that lead to changes in the polymorphic form, is warranted for design of the drug manufacturing process in order to ensure that a final product is in its preferred polymorphic form. Different polymorphic forms of an active pharmaceutical ingredient (API) can lead to changes in a drug's solubility, dissolution rate, pharmacokinetics, and, ultimately, its bioavailability and efficacy in patients.

**[0006]** Novel solid forms of the present disclosure, and compositions thereof, are useful in the treatment and/or prevention of conditions or diseases in which HGF/SF activity is desirable. In general, these solid forms, and pharmaceutically acceptable compositions thereof, are useful for treating or lessening the severity of a variety of diseases or disorders as described in detail herein.

**[0006a]** In one aspect of the present disclosure, there is provided a crystalline solid form of Compound **1**:

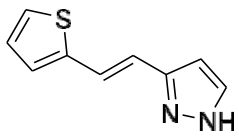

**1** ,

wherein the solid form is characterized by one or more peaks in its X-ray powder diffraction pattern (XRPD) selected from those at about 8.64, about 11.04, about 17.34, about 25.06, and about 25.70 degrees 2-theta.

**[0006b]** In another aspect of the present disclosure, there is provided a crystalline solid form of Compound 1:

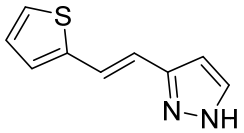

**1** ,

wherein the solid form is a propylene glycol solvate characterized by one or more peaks in its XRPD pattern selected from those at about 11.88, about 17.50, about 19.08, about 21.28, and about 23.07 degrees 2-theta.

**[0006c]** In a further aspect of the present disclosure, there is provided A crystalline solid form of Compound 1:

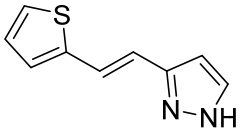

**1** ,

wherein the solid form is an ethylene glycol solvate characterized by one or more peaks in its XRPD pattern selected from those at about 12.28, about 15.10, about 18.06, about 21.58, and about 23.88 degrees 2-theta.

## BRIEF DESCRIPTION OF THE DRAWINGS

**[0007]** **FIG. 1** provides an X-Ray Powder Diffraction (XRPD) pattern of solid Form A.

**[0008]** **FIG. 2** provides Differential Scanning Calorimeter (DSC) thermogram of solid Form A.

# CLAIMS

1. A crystalline solid form of Compound **1**:

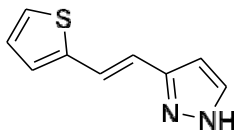


**1**

,

wherein the solid form is characterized by one or more peaks in its X-ray powder diffraction pattern (XRPD) selected from those at about 8.64, about 11.04, about 17.34, about 25.06, and about 25.70 degrees 2-theta.

2. The solid form of claim 1, wherein the solid form is characterized by peaks in its XRPD pattern at about 8.64, about 11.04, about 17.34, about 25.06, and about 25.70 degrees 2-theta.

3. The solid form of claim 1, wherein the solid form is characterized by substantially all of the peaks in its XRPD pattern at about:

| Degrees 2-Theta |
|---|
| 8.64 |
| 11.04 |
| 11.67 |
| 16.06 |
| 17.34 |
| 18.27 |
| 18.69 |
| 19.49 |
| 20.66 |
| 21.09 |
| 21.70 |
| 22.10 |
| 22.76 |
| 23.46 |

| |
|---|
| 23.74 |
| 25.06 |
| 25.70 |
| 26.12 |
| 26.32 |
| 27.64 |
| 27.78 |
| 28.31 |
| 28.49 |
| 29.04 |
| 29.95 |
| 31.59 |
| 31.82 |
| 32.25 |
| 33.22 |
| 34.21 |
| 34.42 |
| 35.08 |
| 35.53 |
| 36.33 |
| 36.70 |
| 37.16 |
| 37.65 |
| 39.02 |
| 39.60 |
| 39.81 |

.

4. The solid form of claim 1, wherein the solid form is characterized by weight loss of about 0.6% up to 150 °C using thermogravimetric analysis .

5. The solid form of claim 1, wherein the solid form is characterized an endotherm at about 116.42 °C using differential scanning calorimetry.

6. A crystalline solid form of Compound 1:

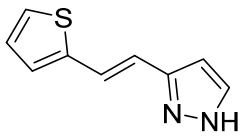


**1** ,

wherein the solid form is a propylene glycol solvate characterized by one or more peaks in its XRPD pattern selected from those at about 11.88, about 17.50, about 19.08, about 21.28, and about 23.07 degrees 2-theta.

7. The solid form of claim 6, wherein the solid form is characterized by peaks in its XRPD pattern at about 11.88, about 17.50, about 19.08, about 21.28, and about 23.07 degrees 2-theta.

8. The solid form of claim 6, wherein the solid form is characterized by substantially all of the peaks in its XRPD pattern at about:

| Degrees 2-Theta |
|---|
| 6.20 |
| 11.88 |
| 12.41 |
| 14.79 |
| 15.72 |
| 17.50 |
| 17.78 |
| 19.08 |
| 19.36 |
| 21.28 |
| 21.89 |
| 23.07 |
| 23.69 |
| 23.92 |
| 24.70 |
| 24.90 |
| 25.50 |

| |
|---|
| 25.71 |
| 26.28 |
| 27.74 |
| 28.13 |
| 29.10 |
| 29.31 |
| 29.55 |
| 30.51 |
| 31.15 |
| 31.76 |
| 32.93 |
| 33.19 |
| 33.36 |
| 34.63 |
| 35.05 |
| 35.40 |
| 35.90 |
| 36.20 |
| 36.60 |
| 37.57 |
| 37.69 |
| 38.05 |
| 38.54 |
| 38.80 |
| 39.05 |
| 39.46 |
| 39.82 |

.

9. The solid form of claim 6, wherein the solid form is characterized by a weight loss of about 20.27% up to 150 °C using thermogravimetric analysis.

10. The solid form of claim 6, wherein the solid form is characterized by an endotherm at about 75.22 °C using differential scanning calorimetry.

11. A crystalline solid form of Compound 1:

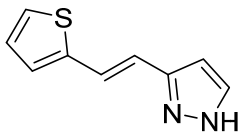


**1**,

wherein the solid form is an ethylene glycol solvate characterized by one or more peaks in its XRPD pattern selected from those at about 12.28, about 15.10, about 18.06, about 21.58, and about 23.88 degrees 2-theta.

12. The solid form of claim 11, wherein the solid form is characterized by peaks in its XRPD pattern at about 12.28, about 15.10, about 18.06, about 21.58, and about 23.88 degrees 2-theta.

13. The solid form of claim 11, wherein the solid form is characterized by substantially all of the peaks in its XRPD pattern at about:

| Degrees 2-Theta |
|---|
| 6.19 |
| 12.28 |
| 12.38 |
| 15.10 |
| 15.24 |
| 16.17 |
| 17.60 |
| 18.06 |
| 18.63 |
| 19.11 |
| 19.44 |
| 20.35 |
| 21.58 |
| 21.95 |
| 22.55 |
| 23.88 |
| 24.70 |
| 24.88 |
| 25.57 |
| 25.76 |

| |
|---|
| 26.07 |
| 26.33 |
| 26.50 |
| 26.75 |
| 26.99 |
| 27.25 |
| 28.51 |
| 28.72 |
| 29.96 |
| 30.10 |
| 30.26 |
| 30.47 |
| 30.62 |
| 30.75 |
| 31.27 |
| 31.57 |
| 31.83 |
| 31.97 |
| 32.38 |
| 32.67 |
| 33.61 |
| 33.82 |
| 34.84 |
| 35.78 |
| 36.02 |
| 36.36 |
| 36.53 |
| 36.66 |
| 37.10 |
| 37.44 |
| 37.81 |
| 38.38 |
| 38.72 |
| 39.24 |
| 39.78 |

.

14. The solid form of claim 11, wherein the solid form is characterized by a weight loss of about 16.46% up to 150 °C using thermogravimetric analysis.

15. The solid form of claim 11, wherein the solid form is characterized by an endotherm at about 76.95 °C using differential scanning calorimetry.

16. The solid form of claim 3, wherein the solid form is characterized by a weight loss of about 0.6% up to 150 °C using thermogravimetric analysis.

17. The solid form of claim 3, wherein the solid form is characterized by an endotherm at about 116.42 °C using differential scanning calorimetry.