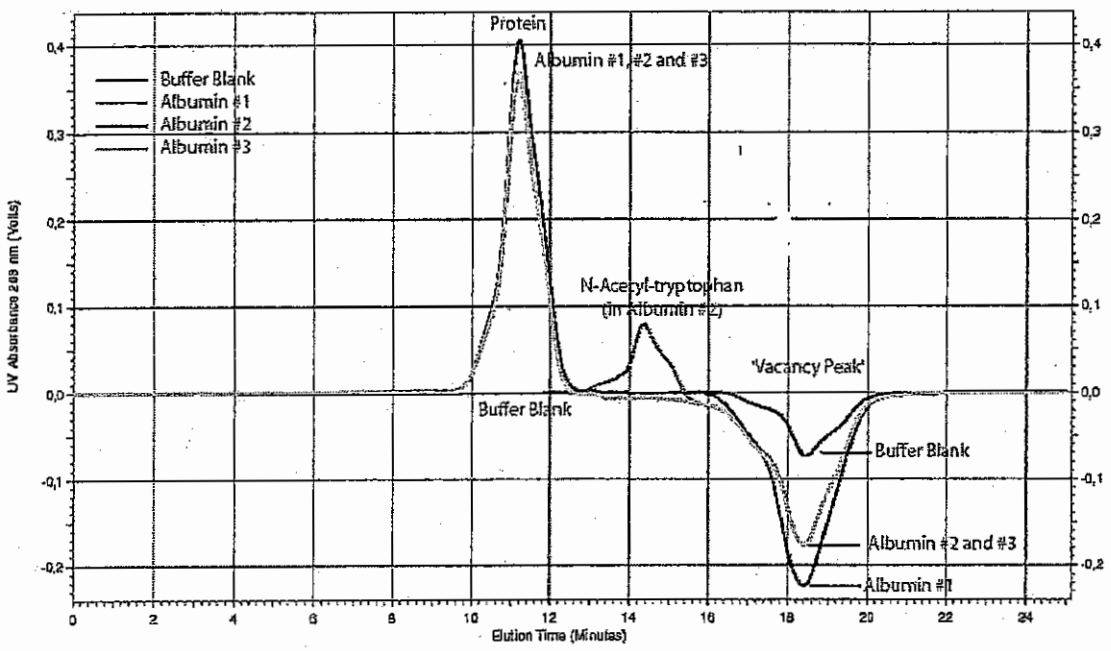
Protein
Albumin #1, #2 and #3
Buffer Blank
Albumin #1
Albumin #2
Albumin #3
N-Acetyl-tryptophan
(in Albumin #2)
'Vacancy Peak'
Buffer Blank
Buffer Blank
Albumin #2 and #3
Albumin #1
UV Absorbance 269 nm (Volts)
Elution Time (Minutes)

Fig.1

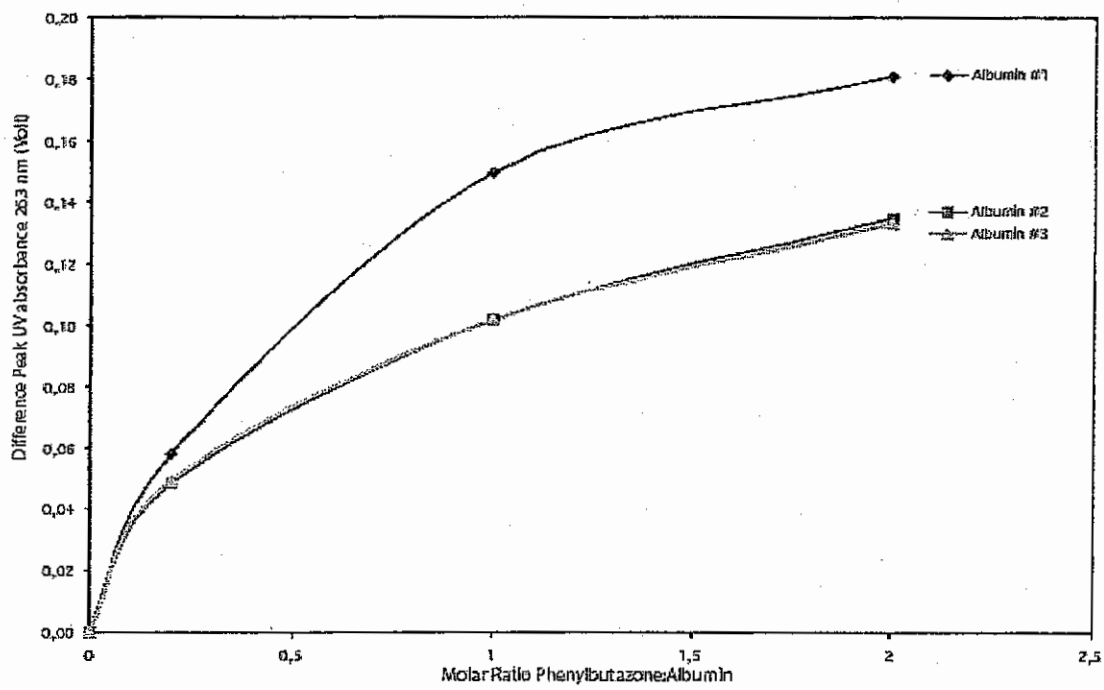
Difference Peak UV absorbance 253 nm (Volt)
0,20
0,18
0,16
0,14
0,12
0,10
0,08
0,06
0,04
0,02
0,00
0
0,5
1
1,5
2
2,5
Molar Ratio Phenylbutazone:Albumin
Albumin #1
Albumin #2
Albumin #3

Fig. 2

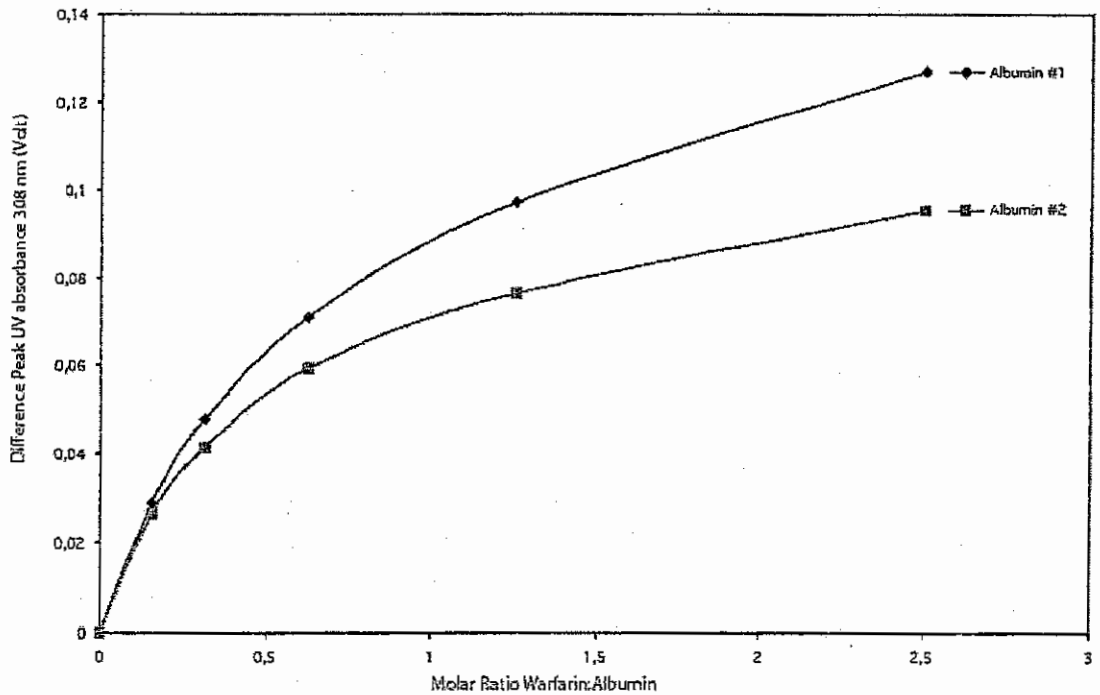
Difference Peak UV absorbance 308 nm (Volt)
0,14
0,12
0,1
0,08
0,06
0,04
0,02
0
0
0,5
1
1,5
2
2,5
3
Molar Ratio Warfarin:Albumin
Albumin #1
Albumin #2

Fig. 3