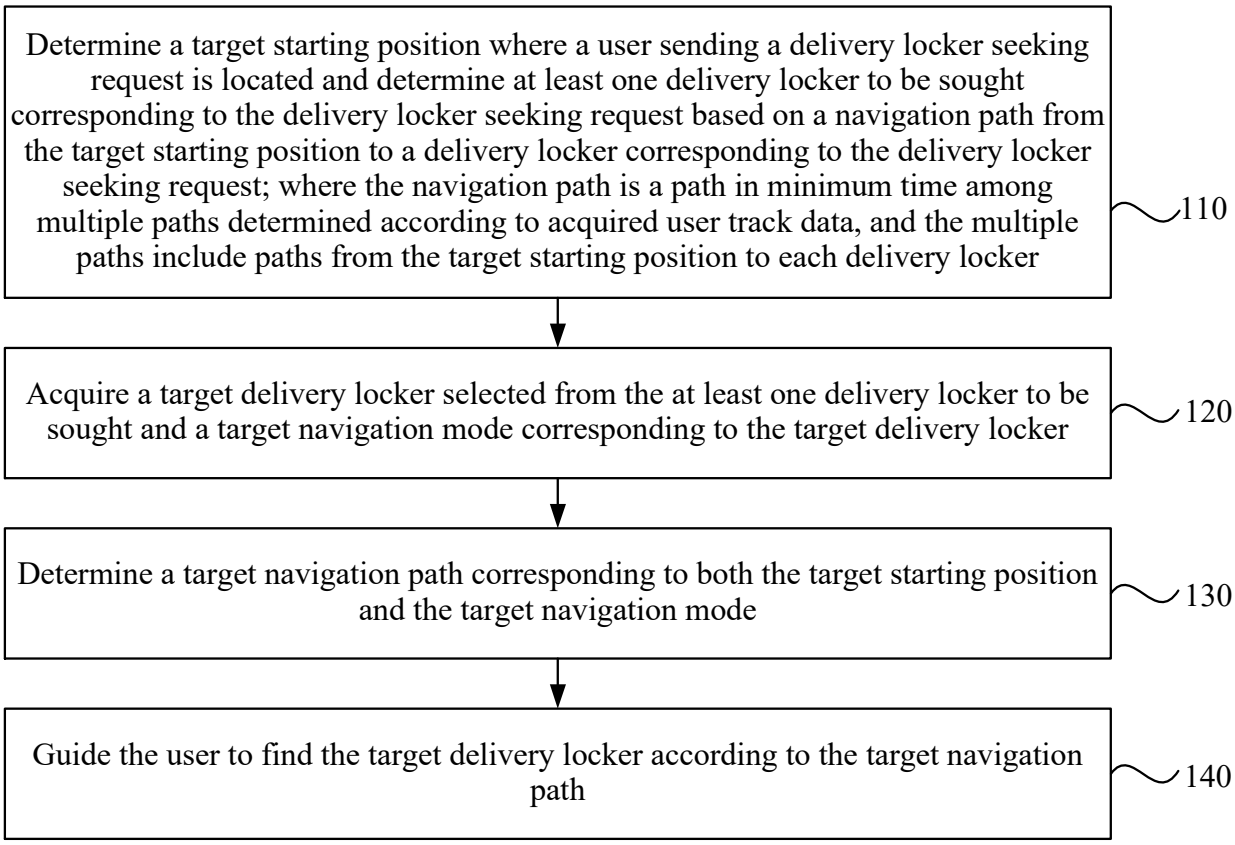
Determine a target starting position where a user sending a delivery locker seeking request is located and determine at least one delivery locker to be sought corresponding to the delivery locker seeking request based on a navigation path from the target starting position to a delivery locker corresponding to the delivery locker seeking request; where the navigation path is a path in minimum time among multiple paths determined according to acquired user track data, and the multiple paths include paths from the target starting position to each delivery locker
110
Acquire a target delivery locker selected from the at least one delivery locker to be sought and a target navigation mode corresponding to the target delivery locker
120
Determine a target navigation path corresponding to both the target starting position and the target navigation mode
130
Guide the user to find the target delivery locker according to the target navigation path
140

FIG. 1

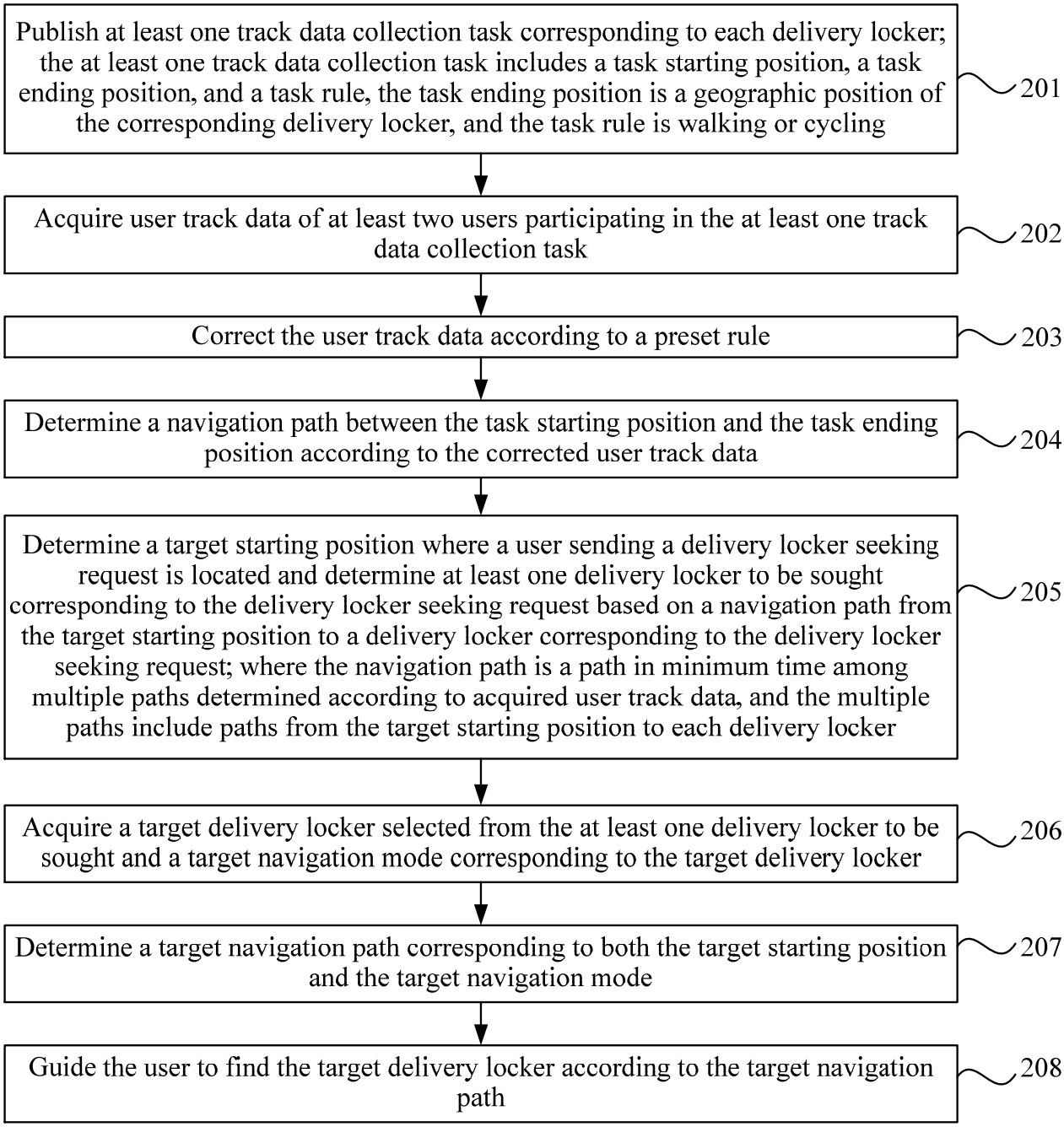
Publish at least one track data collection task corresponding to each delivery locker; the at least one track data collection task includes a task starting position, a task ending position, and a task rule, the task ending position is a geographic position of the corresponding delivery locker, and the task rule is walking or cycling
201
Acquire user track data of at least two users participating in the at least one track data collection task
202
Correct the user track data according to a preset rule
203
Determine a navigation path between the task starting position and the task ending position according to the corrected user track data
204
Determine a target starting position where a user sending a delivery locker seeking request is located and determine at least one delivery locker to be sought corresponding to the delivery locker seeking request based on a navigation path from the target starting position to a delivery locker corresponding to the delivery locker seeking request; where the navigation path is a path in minimum time among multiple paths determined according to acquired user track data, and the multiple paths include paths from the target starting position to each delivery locker
205
Acquire a target delivery locker selected from the at least one delivery locker to be sought and a target navigation mode corresponding to the target delivery locker
206
Determine a target navigation path corresponding to both the target starting position and the target navigation mode
207
Guide the user to find the target delivery locker according to the target navigation path
208

FIG. 2A

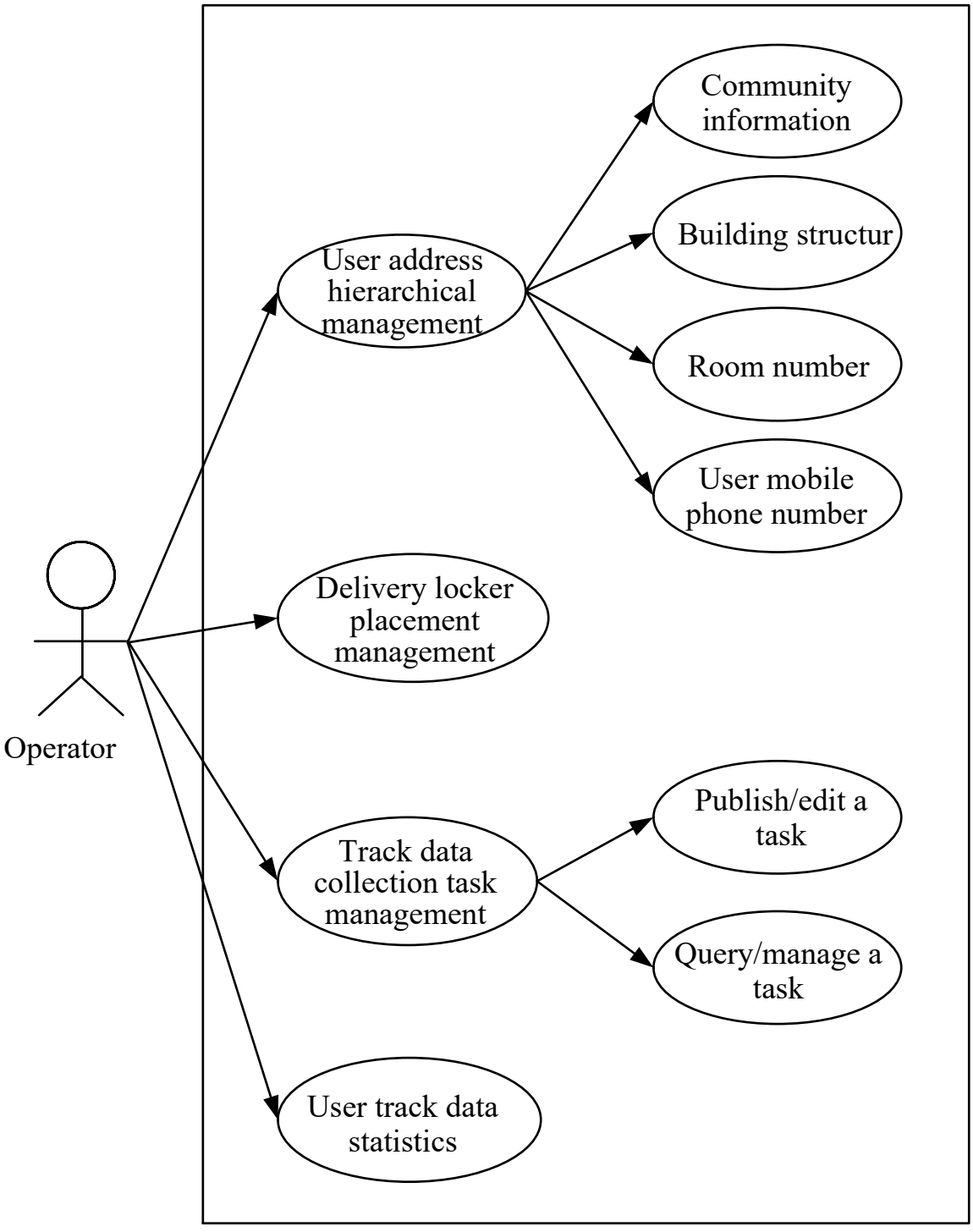
Community information
Building structur
User address hierarchical management
Room number
User mobile phone number
Delivery locker placement management
Operator
Publish/edit a task
Track data collection task management
Query/manage a task
User track data statistics

FIG. 2B

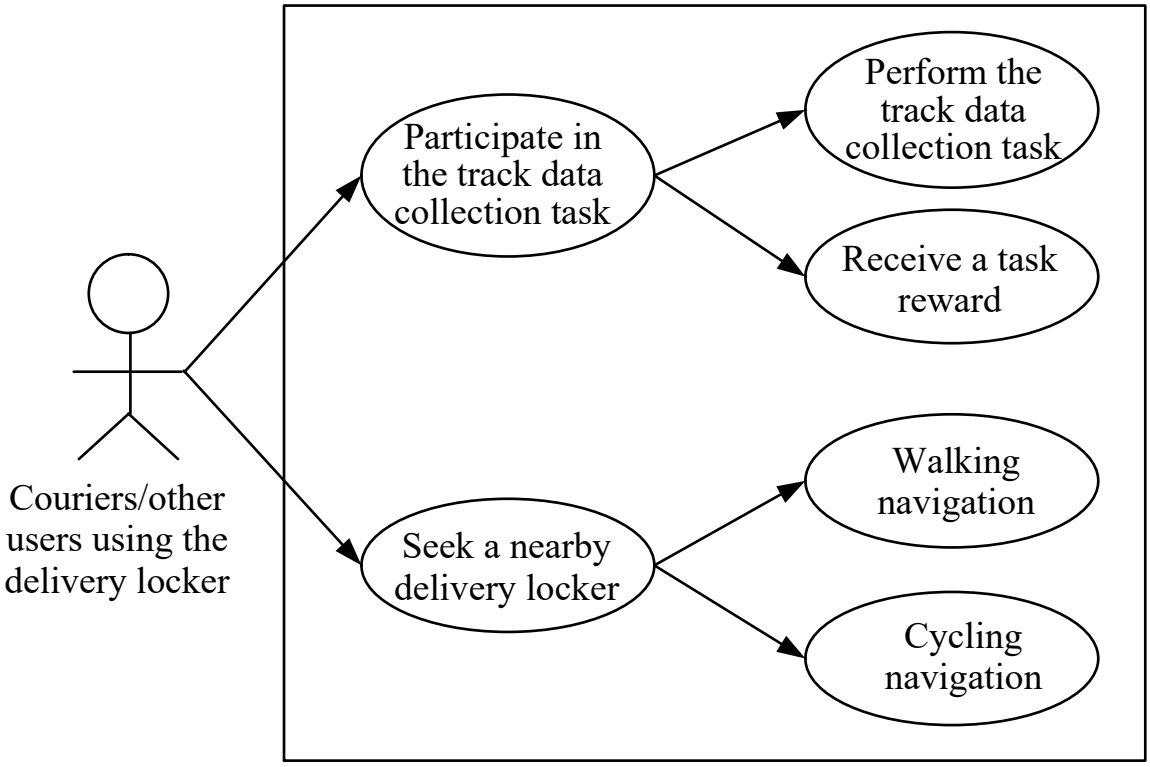
Participate in the track data collection task
Perform the track data collection task
Receive a task reward
Seek a nearby delivery locker
Walking navigation
Cycling navigation
Couriers/other users using the delivery locker

FIG. 2C

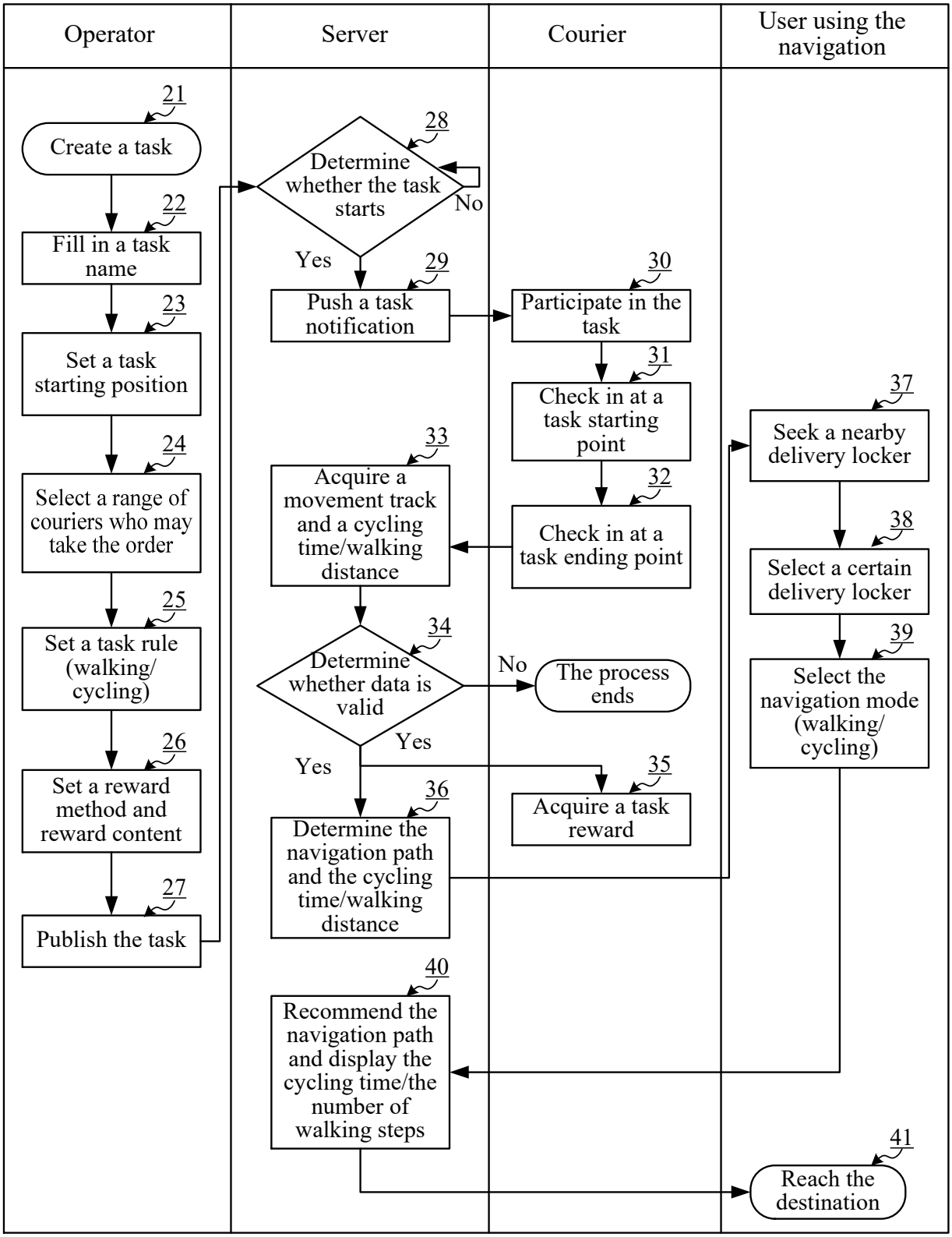
Operator
Server
Courier
User using the navigation
21
Create a task
22
Fill in a task name
23
Set a task starting position
24
Select a range of couriers who may take the order
25
Set a task rule (walking/ cycling)
26
Set a reward method and reward content
27
Publish the task
28
Determine whether the task starts
No
Yes
29
Push a task notification
30
Participate in the task
31
Check in at a task starting point
32
Check in at a task ending point
33
Acquire a movement track and a cycling time/walking distance
34
Determine whether data is valid
No
The process ends
Yes
Yes
35
Acquire a task reward
36
Determine the navigation path and the cycling time/walking distance
37
Seek a nearby delivery locker
38
Select a certain delivery locker
39
Select the navigation mode (walking/ cycling)
40
Recommend the navigation path and display the cycling time/the number of walking steps
41
Reach the destination

FIG. 2d

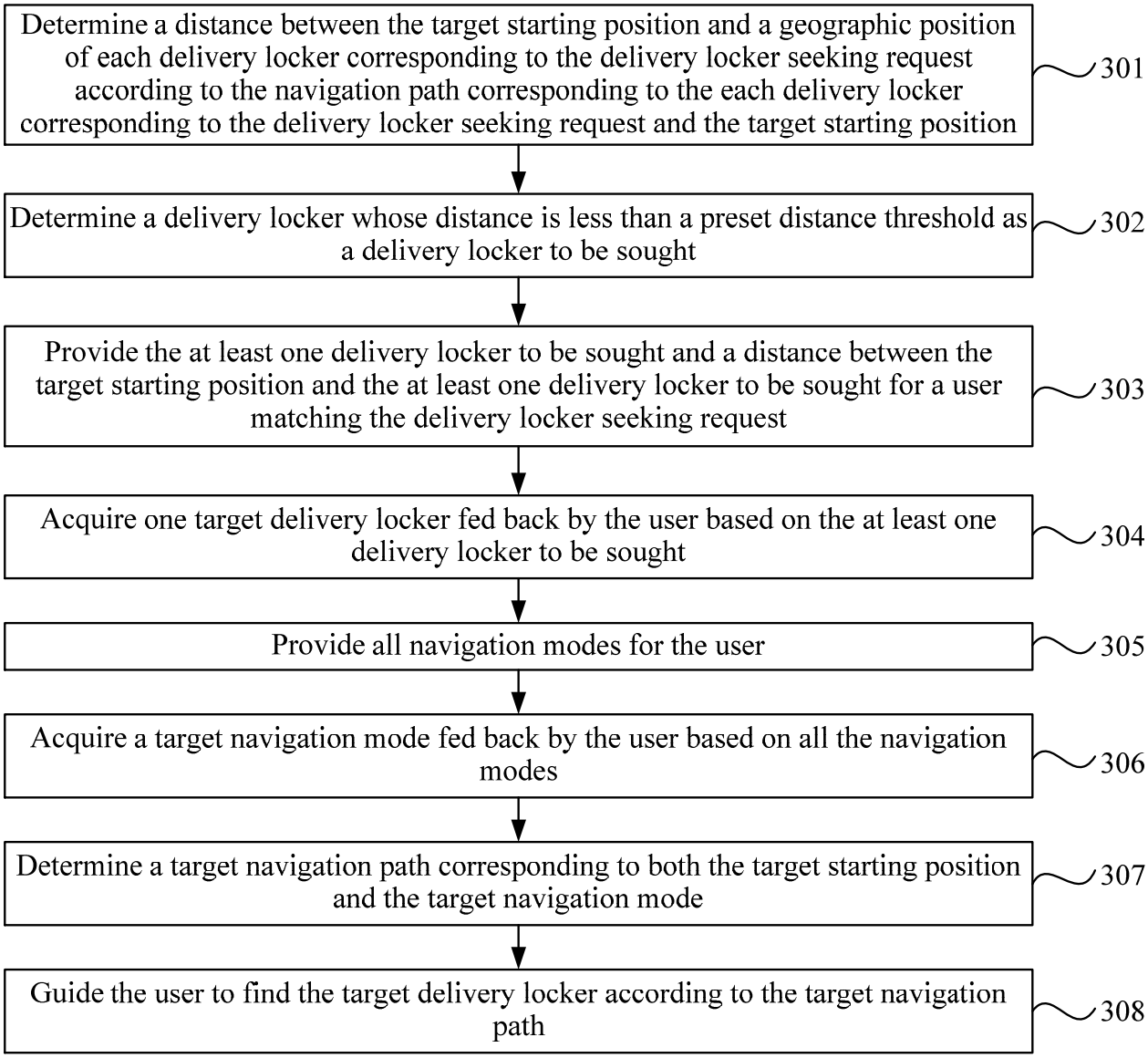
Determine a distance between the target starting position and a geographic position of each delivery locker corresponding to the delivery locker seeking request according to the navigation path corresponding to the each delivery locker corresponding to the delivery locker seeking request and the target starting position
301
Determine a delivery locker whose distance is less than a preset distance threshold as a delivery locker to be sought
302
Provide the at least one delivery locker to be sought and a distance between the target starting position and the at least one delivery locker to be sought for a user matching the delivery locker seeking request
303
Acquire one target delivery locker fed back by the user based on the at least one delivery locker to be sought
304
Provide all navigation modes for the user
305
Acquire a target navigation mode fed back by the user based on all the navigation modes
306
Determine a target navigation path corresponding to both the target starting position and the target navigation mode
307
Guide the user to find the target delivery locker according to the target navigation path
308

FIG. 3

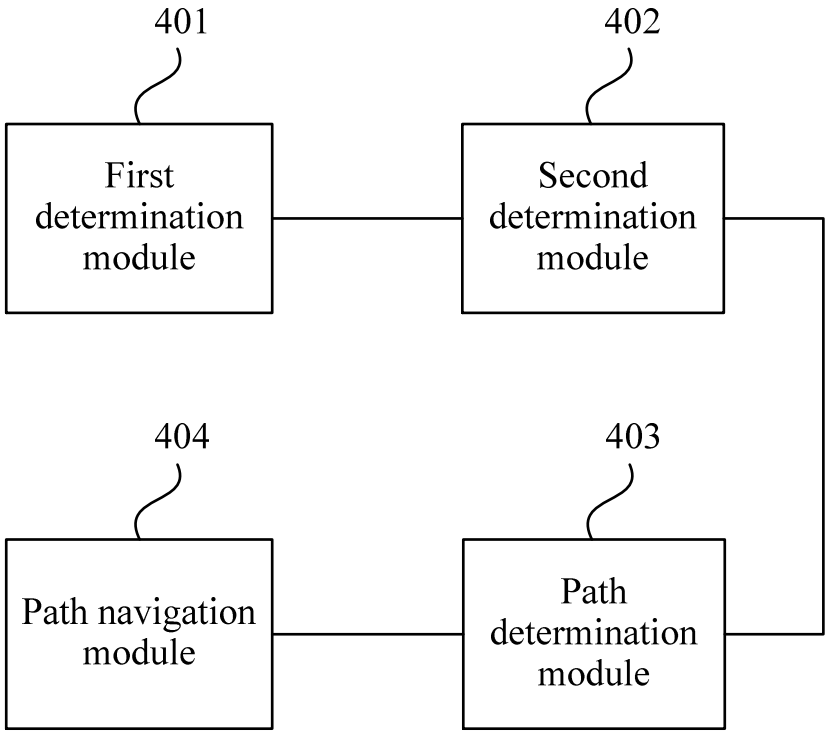
401
First determination module
402
Second determination module
404
Path navigation module
403
Path determination module

FIG. 4

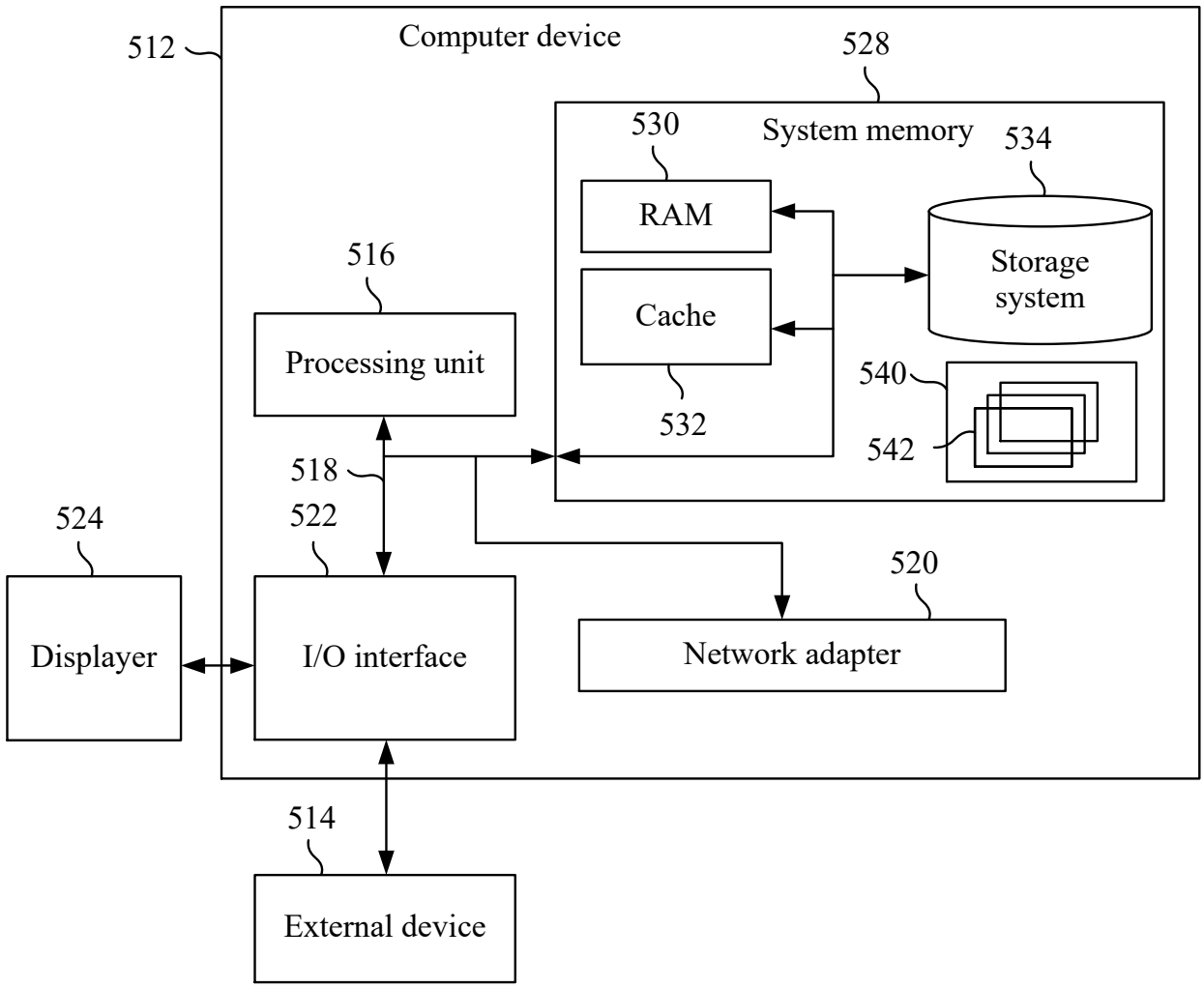
512
Computer device
528
530
System memory
534
RAM
Storage system
516
Cache
Processing unit
540
532
542
518
524
522
520
Displayer
I/O interface
Network adapter
514
External device

FIG. 5