```
                    10        20        30        40        50        60        70
            ....|....|....|....|....|....|....|....|....|....|....|....|....|....|
20F3 VH     .I......P......ET..I.................K....KD.K.....................A.
20F3 huFW   QVQLVQSGSELKKPGASVKVSCKASGYTFTNYGMNWVRQAPGQGLEWMGWINTYSGEPRYADDFKGRFVF
20F3 HA     ........................................................................
20F3 HB     .I......................................................................
20F3 HC     .I.........................................D..........................
20F3 HD     .I.........................................D.K........................
20F3 HE     .I...................................K.....D.K.......................A.

                    80        90        100       110
            ....|....|....|....|....|....|....|....|....|...
20F3 VH     ..EK.AN......NN..N..M.T.F..............T........
20F3 huFW   SLDTSVSTAYLQISSLKAEDTAVYYCARDYGRWYFDVWGQGTTVTVSS
20F3 HA     ..............................................
20F3 HB     ...K..........................................
20F3 HC     ...K..N.......................................
20F3 HD     ...K..N.......................................
20F3 HE     ...K..N.................F.......................
```

20F3 vH huFW: vH7-4-1/JH6

Fig. 1

```
                10        20        30        40        50        60        70
          ....|....|....|....|....|....|....|....|....|....|....|....|....|....|
20F3 VL   Q...S....I..A....KV.MT.....................SS.KPW.........V...........SY
20F3 huFW EIVLTQSPATLSLSPGERATLSCRASSSVSHMHWYQQKPGQAPRLLIYATSNLASGIPARFSGSGSGTDF
20F3 LA   ....................................................................
20F3 LB   ..........................................PW.........................Y
20F3 LC   Q...S.....................................PW.........................Y
20F3 LD   Q...S.............M.....................PW.........V...........Y

                80        90        100
          ....|....|....|....|....|....|....|..
20F3 VL   S....RV.A..A.T.....................L....
20F3 huFW TLTISSLEPEDFAVYYCQQWSSTPRTFGGGTKVEIKR
20F3 LA   ....................................
20F3 LB   ....................................
20F3 LC   ....................................
20F3 LD   ....................................
```

20F3 vL huFW: vK3-11/JH4

Fig. 2

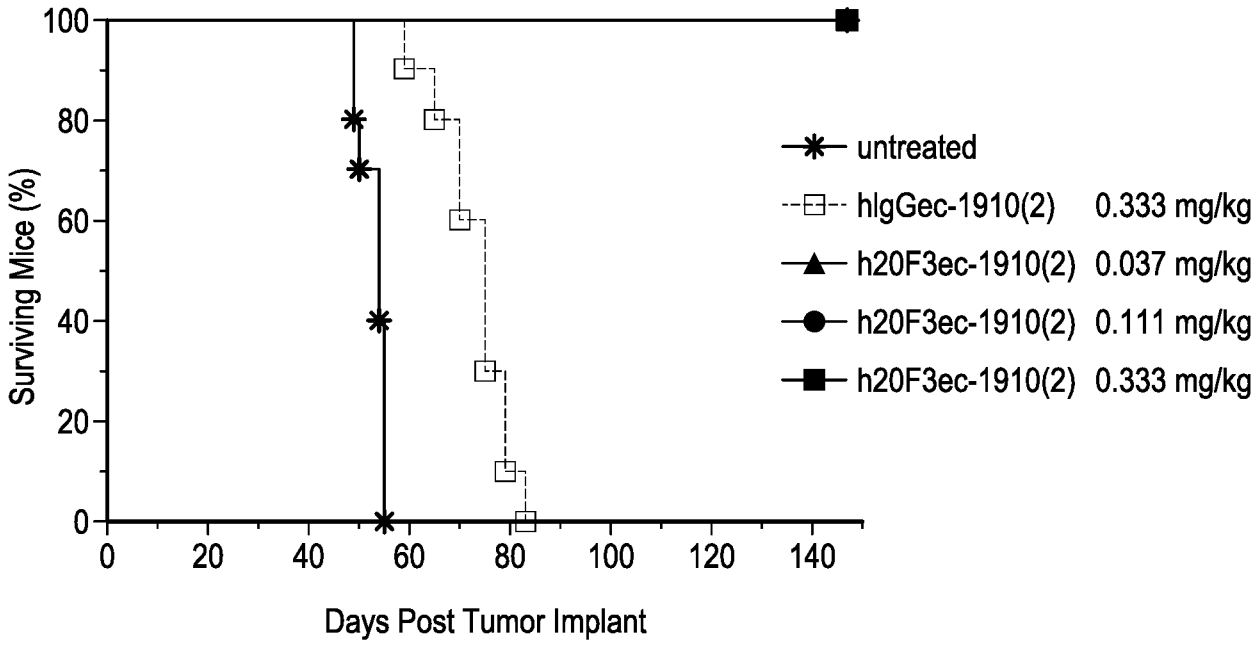
Surviving Mice (%)
Days Post Tumor Implant
untreated
hIgGec-1910(2) 0.333 mg/kg
h20F3ec-1910(2) 0.037 mg/kg
h20F3ec-1910(2) 0.111 mg/kg
h20F3ec-1910(2) 0.333 mg/kg

Fig. 3

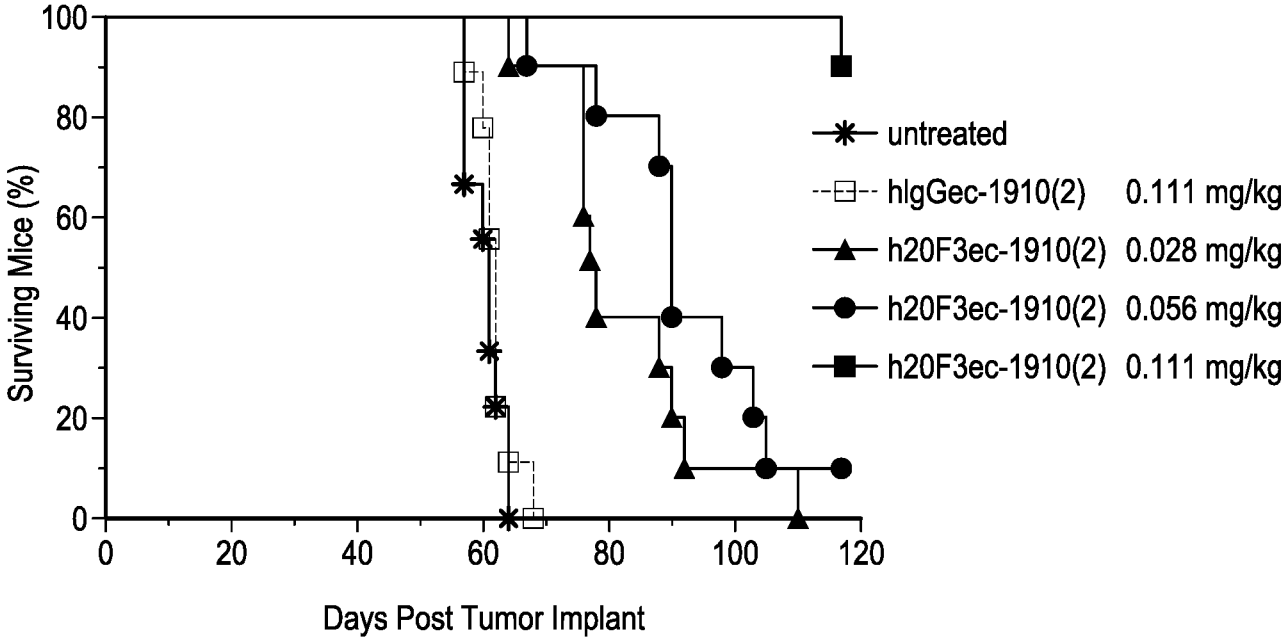
Surviving Mice (%)
Days Post Tumor Implant
untreated
hIgGec-1910(2) 0.111 mg/kg
h20F3ec-1910(2) 0.028 mg/kg
h20F3ec-1910(2) 0.056 mg/kg
h20F3ec-1910(2) 0.111 mg/kg

Fig. 4

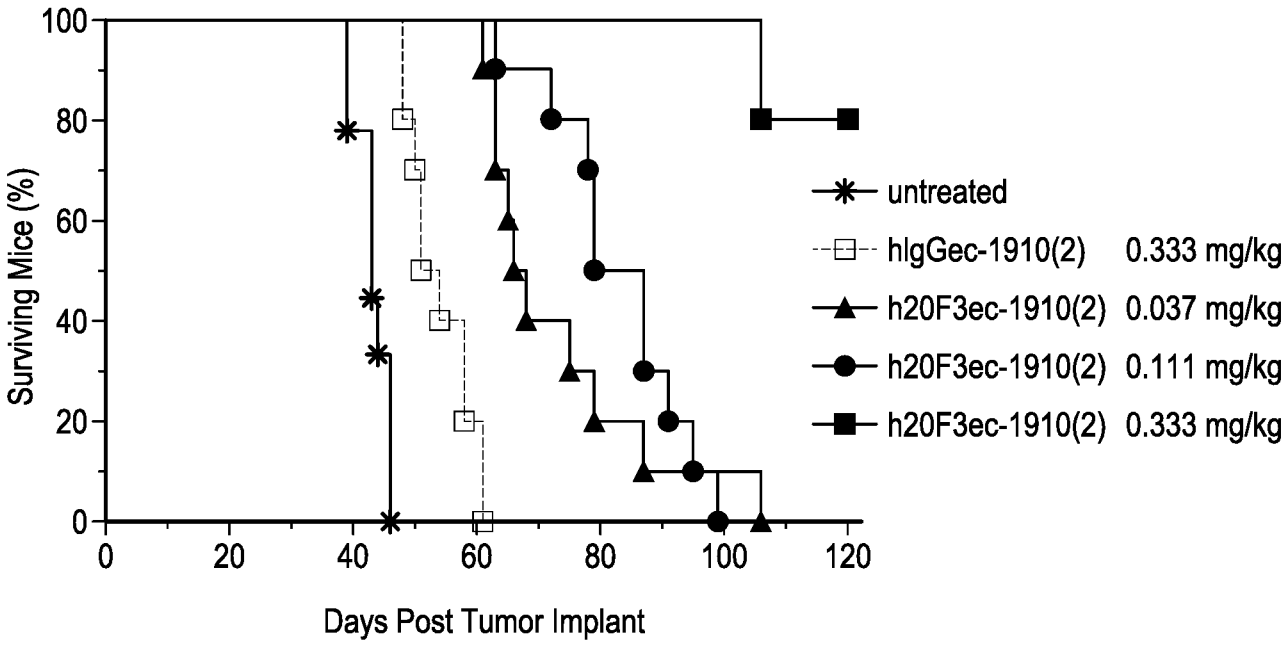
Surviving Mice (%)
100
80
60
40
20
0
0
20
40
60
80
100
120
Days Post Tumor Implant
untreated
hIgGec-1910(2) 0.333 mg/kg
h20F3ec-1910(2) 0.037 mg/kg
h20F3ec-1910(2) 0.111 mg/kg
h20F3ec-1910(2) 0.333 mg/kg

Fig. 5

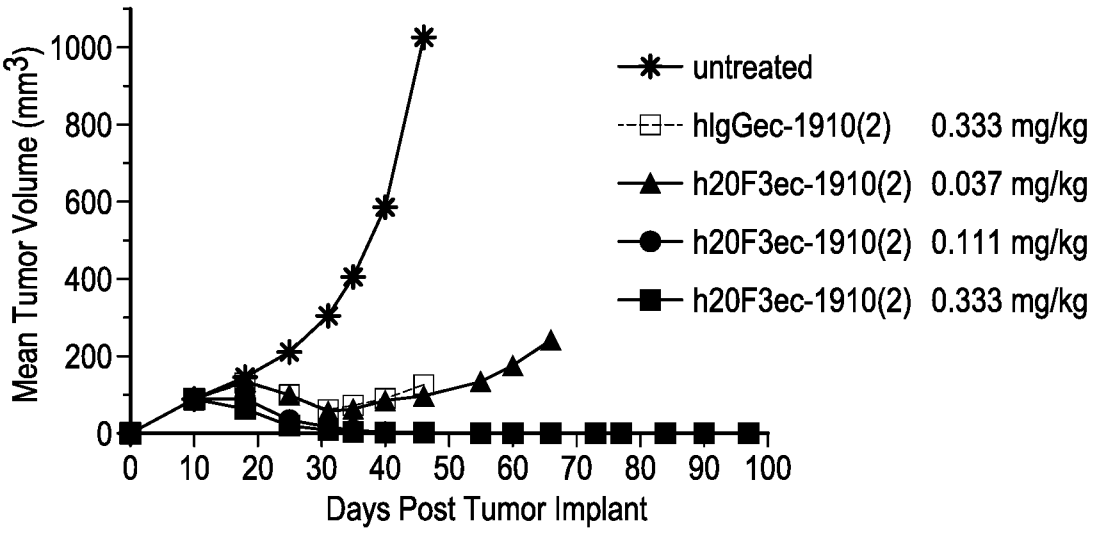
Mean Tumor Volume (mm3)
1000
800
600
400
200
0
0
10
20
30
40
50
60
70
80
90
100
Days Post Tumor Implant
untreated
hIgGec-1910(2) 0.333 mg/kg
h20F3ec-1910(2) 0.037 mg/kg
h20F3ec-1910(2) 0.111 mg/kg
h20F3ec-1910(2) 0.333 mg/kg

Fig. 6

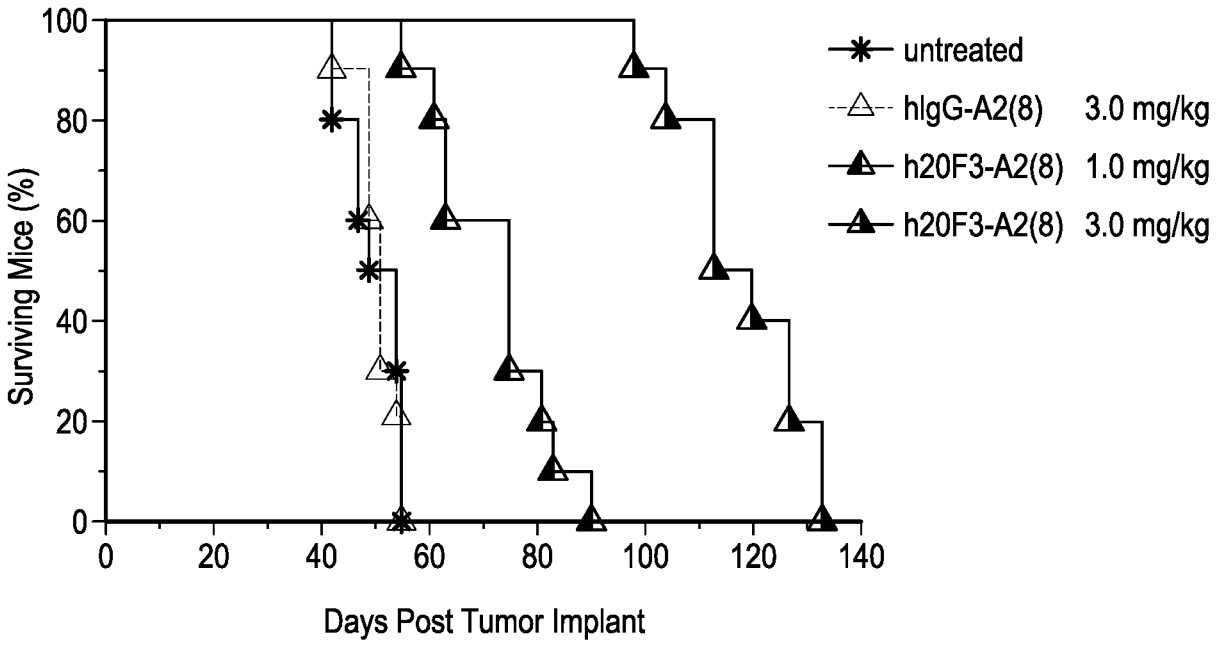
Surviving Mice (%)
Days Post Tumor Implant
untreated
hIgG-A2(8) 3.0 mg/kg
h20F3-A2(8) 1.0 mg/kg
h20F3-A2(8) 3.0 mg/kg

Fig. 7

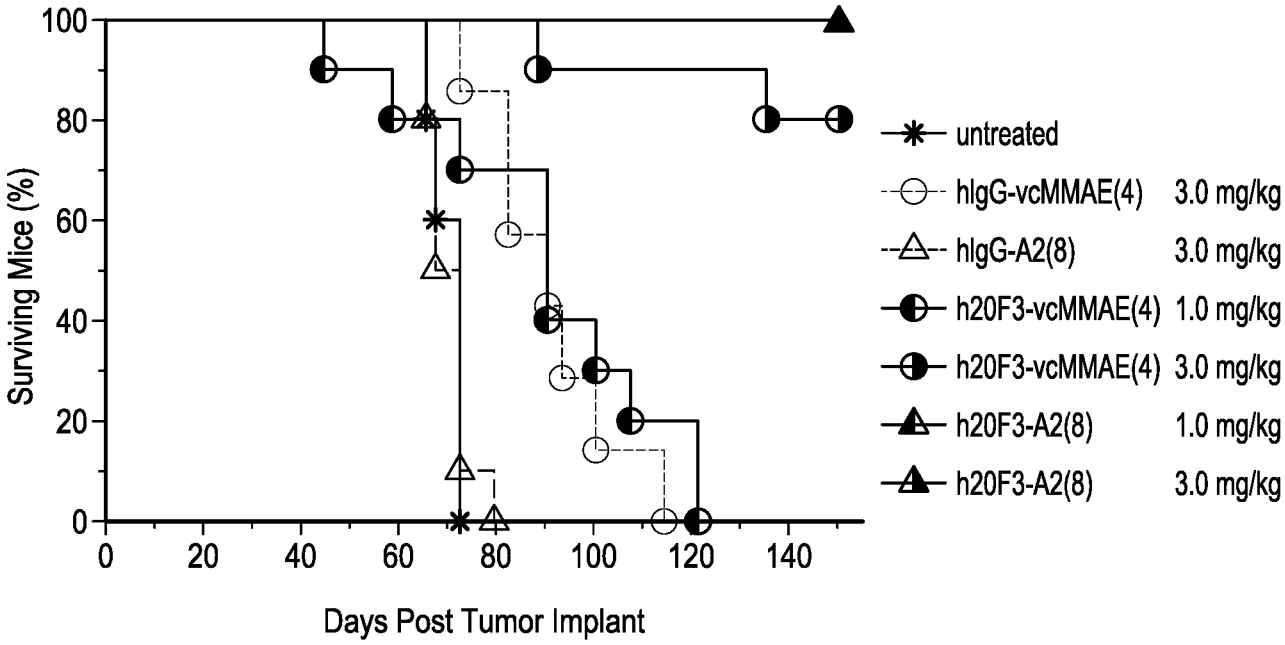
Surviving Mice (%)
Days Post Tumor Implant
untreated
hIgG-vcMMAE(4) 3.0 mg/kg
hIgG-A2(8) 3.0 mg/kg
h20F3-vcMMAE(4) 1.0 mg/kg
h20F3-vcMMAE(4) 3.0 mg/kg
h20F3-A2(8) 1.0 mg/kg
h20F3-A2(8) 3.0 mg/kg

Fig. 8

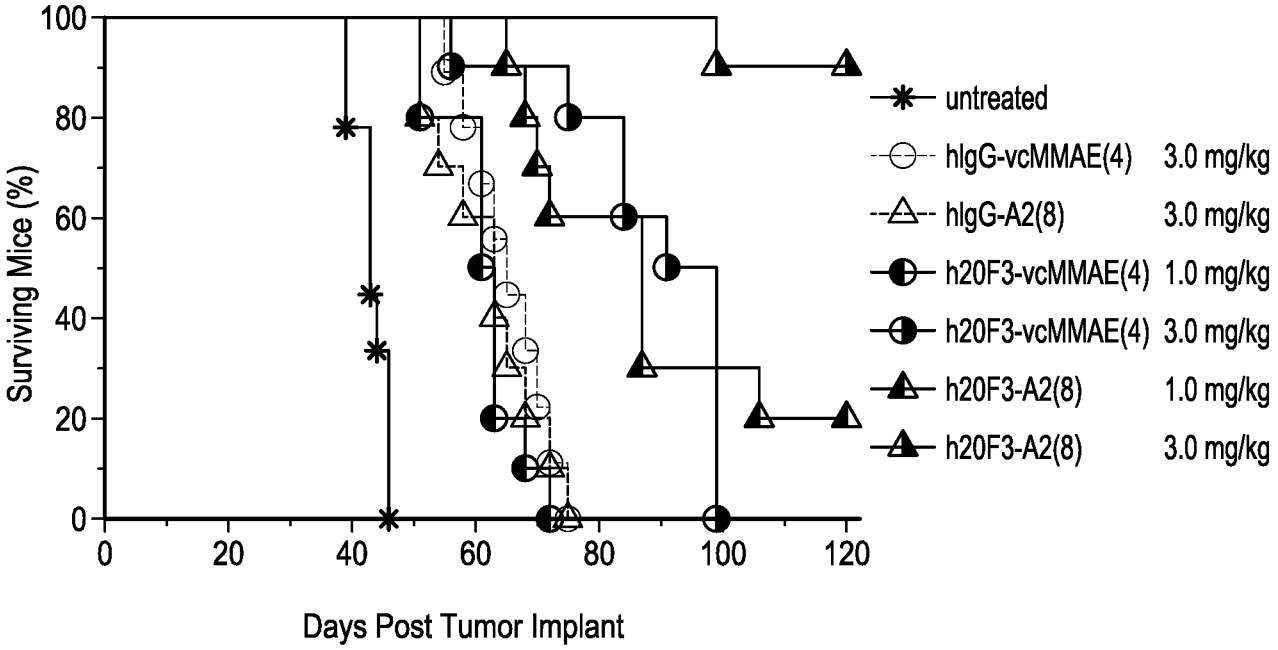
Surviving Mice (%)
100
80
60
40
20
0
0
20
40
60
80
100
120
Days Post Tumor Implant
untreated
hIgG-vcMMAE(4) 3.0 mg/kg
hIgG-A2(8) 3.0 mg/kg
h20F3-vcMMAE(4) 1.0 mg/kg
h20F3-vcMMAE(4) 3.0 mg/kg
h20F3-A2(8) 1.0 mg/kg
h20F3-A2(8) 3.0 mg/kg

Fig. 9

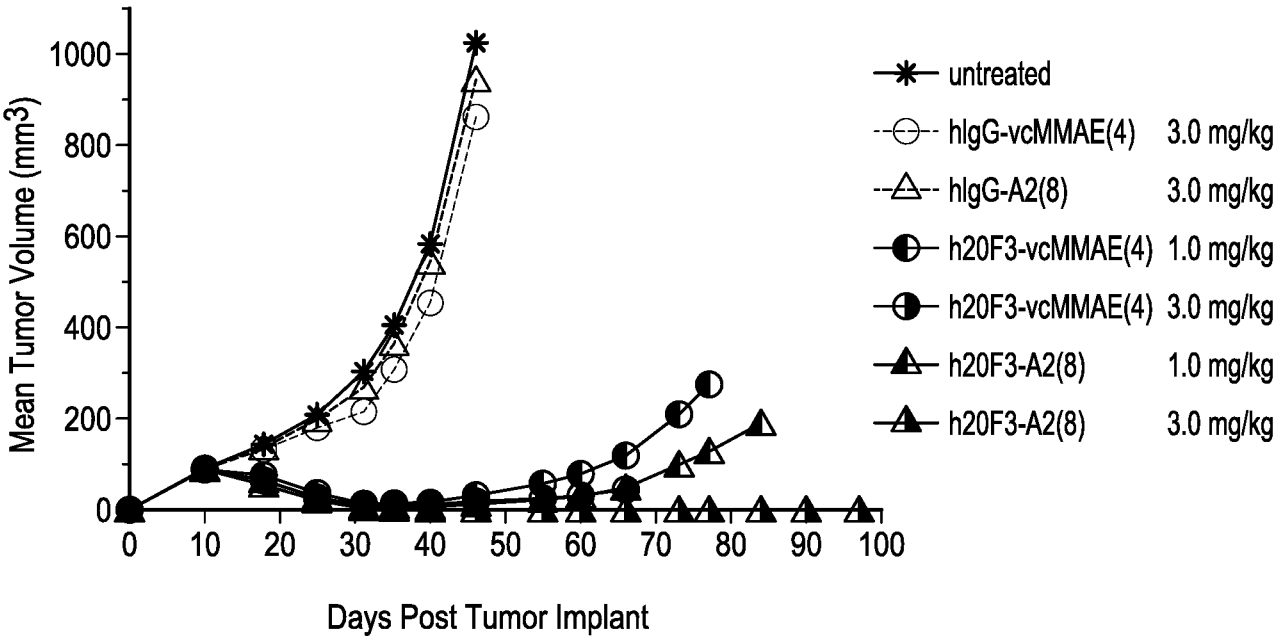
Mean Tumor Volume (mm3)
1000
800
600
400
200
0
0
10
20
30
40
50
60
70
80
90
100
Days Post Tumor Implant
untreated
hIgG-vcMMAE(4) 3.0 mg/kg
hIgG-A2(8) 3.0 mg/kg
h20F3-vcMMAE(4) 1.0 mg/kg
h20F3-vcMMAE(4) 3.0 mg/kg
h20F3-A2(8) 1.0 mg/kg
h20F3-A2(8) 3.0 mg/kg

Fig. 10

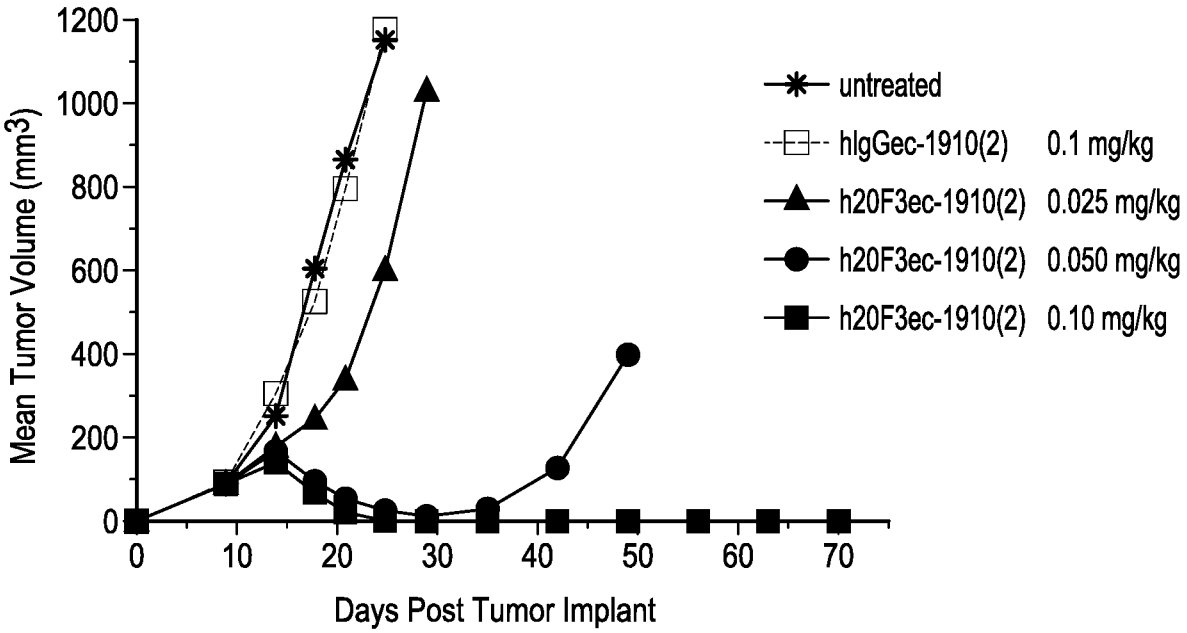
Mean Tumor Volume (mm3)
1200
1000
800
600
400
200
0
0
10
20
30
40
50
60
70
Days Post Tumor Implant
untreated
hIgGec-1910(2) 0.1 mg/kg
h20F3ec-1910(2) 0.025 mg/kg
h20F3ec-1910(2) 0.050 mg/kg
h20F3ec-1910(2) 0.10 mg/kg

Fig. 11

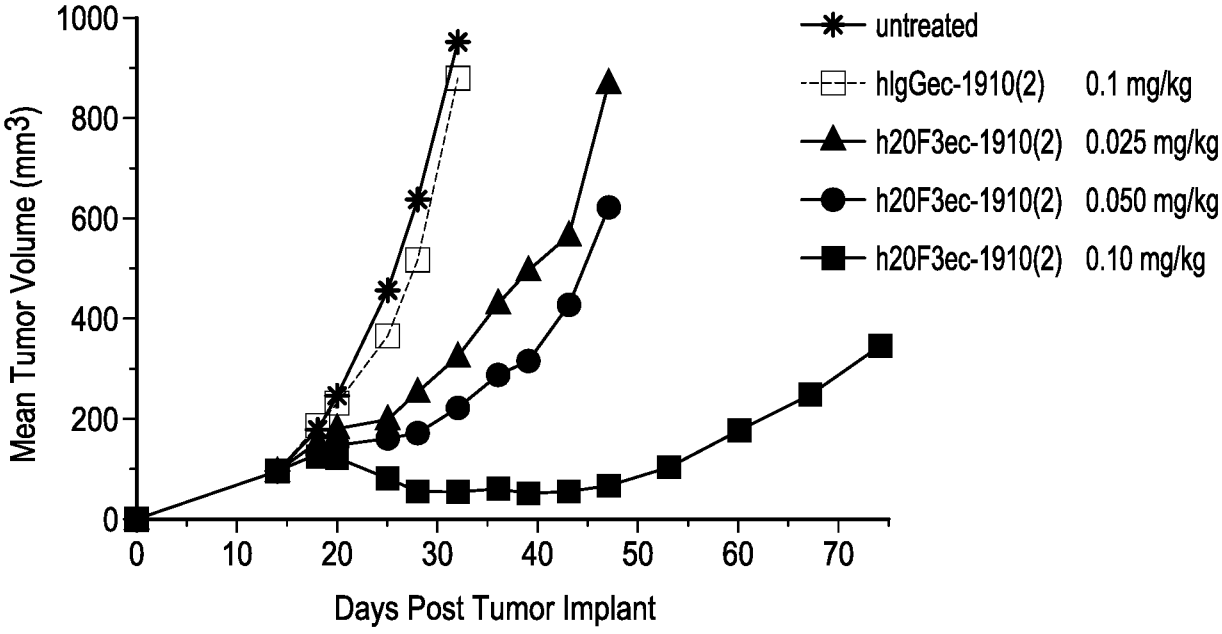
Mean Tumor Volume (mm3)
1000
800
600
400
200
0
0
10
20
30
40
50
60
70
Days Post Tumor Implant
untreated
hIgGec-1910(2) 0.1 mg/kg
h20F3ec-1910(2) 0.025 mg/kg
h20F3ec-1910(2) 0.050 mg/kg
h20F3ec-1910(2) 0.10 mg/kg

Fig. 12