plate using a Pintool on a Biomek FXP Laboratory Automation Workstation (Beckman Coulter). The plates were incubated in the dark for 1 hour at room temperature and then read on an Envision plate reader (PerkinElmer, Massachusetts, USA). $IC_{50}$ values were determined using a proprietary software RISE (Robust Investigation of Screening Experiments), developed in house on the Pipeline Pilot platform (Biovia, v. 17.2.0). Data represent the mean of three independent determinations.

**5. MV-4-11 CELL VIABILITY ASSAY.**

**[0743]** MV-4-11 cell line was purchased from the American Type Culture Collection (ATCC, Manassas, VA). The cells were cultured according to recommendations in IMDM cell culture media (ATCC). Exponentially growing MV-4-11 cells were plated at 1,000 cells per well in Corning 8804BC white 384-well assay plates and incubated overnight at 37 °C in a humidified 5% $CO_2$ incubator. Compounds were transferred to the assay plate from a dose-response plate using a Pintool on a Biomek FXP Laboratory Automation Workstation (Beckman Coulter). Cytotoxicity was determined following 72 hours of incubation using Promega Cell Titer Glo reagent according to the manufacturer's recommendation. Luminescence was measured on an Envision plate reader (Perkin-Elmer).

**6. CELL PROLIFERATION AND LENALIDOMIDE COMPETITION ASSAY.**

**[0744]** Compounds were screened in human cancer cell lines and each cell line was cultured in the complete medium recommended by the vendor and seeded in Corning 8804BC white 384-well assay plates at density of 1,000, 1,000, 1,000, 1,500 and 7,500 cells per well, for MV4-11, HD-MB03, MB004, MB002 and MHH-CALL4 cells respectively. After overnight incubation at 37 °C in a humidified 5% $CO_2$ incubator, cells were treated with compounds in dose-response format using a Pintool on a Biomek $FX^P$ Laboratory Automation Workstation (Beckman Coulter). For lenalidomide competition assay, MV4-11 cell line was co-treated with 10 µM of Lenalidomide and DMSO or the respective compounds. After 72h incubation, cell proliferation was assessed using Cell Titer-Glo (CTG) luminescent cell viability assay (Promega) according to the manufacturer's instruction. Luminescence signal was measured using an Envision plate reader (Perkin-Elmer).

**7. MV4-11 CRBN KO CELL LINE.**

**[0745]** CRBN-deficient MV4:11 cells were generated using CRISPR-Cas9 technology. Briefly, 400,000 MV4:11 cells were transiently co-transfecting with precomplexed ribonuclear proteins (RNPs) consisting of 100 pmol of chemically modified sgRNA (5' – UGUAUGUGAUGUCGGCAGAC- 3', Synthego) (SEQID: 8) and 35 pmol of Cas9 protein (St. Jude Protein Production Core) via nucleofection (Lonza, 4D-Nucleofector™ X-unit) using solution SF and program DJ-100 in small (20 µl) cuvettes according to the manufacturer's

**Table 3.** Cereblon binding activity for representative compounds.

| Cmpd No.* | CRBN FP $IC_{50}$ | Cmpd No.* | CRBN FP $IC_{50}$ | Cmpd No.* | CRBN FP $IC_{50}$ |
|---|---|---|---|---|---|
| **1** | A | **19** | A | **37** | A |
| **2** | A | **20** | A | **38** | B |
| **3** | A | **21** | B | **39** | - |
| **4** | A | **22** | A | **40** | A |
| **5** | A | **23** | A | **41** | - |
| **6** | A | **24** | B | **42** | - |
| **7** | A | **25** | A | **43** | A |
| **8** | - | **26** | A | **44** | A |
| **9** | B | **27** | A | **45** | A |
| **10** | A | **28** | A | **46** | A |
| **11** | A | **29** | A | **47** | A |
| **12** | A | **30** | A | **48** | - |
| **13** | A | **31** | B | **49** | A |
| **14** | A | **32** | A | **50** | A |
| **15** | A | **33** | A | **51** | A |
| **16** | A | **34** | A | **52** | A |
| **17** | A | **35** | A | **53** | A |
| **18** | A | **36** | A | **54** | A |
| **55** | A | **73** | - | **91** | A |
| **56** | A | **74** | B | **92** | B |
| **57** | A | **75** | A | **93** | A |
| **58** | A | **76** | B | **94** | - |
| **59** | A | **77** | A | **95** | A |
| **60** | A | **78** | B | **96** | A |
| **61** | A | **79** | B | **97** | - |
| **62** | A | **80** | B | **98** | A |
| **63** | A | **81** | A | **99** | A |
| **64** | A | **82** | A | **100** | A |
| **65** | A | **83** | A | **101** | - |
| **66** | A | **84** | A | **102** | - |
| **67** | A | **85** | B | **103** | - |
| **68** | A | **86** | A | | |
| **69** | - | **87** | A | | |
| **70** | - | **88** | A | | |
| **71** | A | **89** | A | | |
| **72** | A | **90** | B | | |

### 21. Results – GSPT1 Activity of Disclosed Compounds.

**[0767]** GSPT1 activity was determined using the assay described herein below and the results are provided below in Table 4 for representative disclosed compounds. In Table 4 below, cereblon binding $EC_{50}$ values are categorized as follows: "A" represents $EC_{50}$ value <1 μM; "B" represents $EC_{50}$ value between 1 and 10 μM; and "C" represents EC50 value of >10 μM.

**Table 4.** GSPT1 activity for representative compounds.

| Cmpd No.* | GSPT1 HiBit $EC_{50}$ | Cmpd No.* | GSPT1 HiBit $EC_{50}$ | Cmpd No.* | GSPT1 HiBit $EC_{50}$ |
|---|---|---|---|---|---|
| **1** | A | **38** | C | **83** | C |
| **2** | C | **43** | A | **87** | C |
| **4** | C | **44** | C | **89** | C |
| **5** | A | **46** | A | **90** | C |
| **7** | C | **63** | C | **92** | C |
| **8** | C | **67** | C | **95** | C |
| **9** | C | **70** | C | **96** | C |
| **10** | C | **71** | C | **98** | A |
| **12** | C | **72** | C | **99** | A |
| **15** | B | **75** | C | **100** | C |
| **16** | C | **76** | C | | |
| **17** | C | **77** | A | | |
| **18** | C | **78** | C | | |
| **20** | C | **81** | C | | |
| **21** | C | **82** | C | | |

**[0768] hGSPT1 HiBiT cell line.** HEK293_hGSPT1_HiBiT tagged cells were generated using CRISPR-Cas12a technology. Briefly, ~400,000 HEK293 cells were transiently co-transfecting with precomplexed ribonuclear proteins (RNPs) consisting of 80pmol of crRNA (IDT), 62 pmol of Cas12a protein (IDT), 3ug of ssODN donor (IDT; AltRTM modifications), 78pmol of electroporation enhancer (IDT), and 200ng of pMaxGFP(Lonza). The transfection was performed via nucleofection (Lonza, 4D-Nucleofector™ X-unit) using solution P3 and program CM-130 in a small (20ul) cuvette according to the manufacturer's recommended protocol. Five

**Table 2.** Yield, Purity, and MS Data for Exemplary Disclosed Compounds.

| Cmpd No.* | Structure | Yield** (mgs) | Yield (%) | Purity (%) | M+1 | Ret. Time | Mol. Wt. |
|---|---|---|---|---|---|---|---|
| 1 |  | 34 | 68.4 | >95 | 498.1 | 0.71 | 497.4 |
| 2 |  | 15.7 | 31.6 | >95 | 498.1 | 0.77 | 497.4 |
| 3 |  | 30.4 | 64.7 | >95 | 470.1 | 0.85 | 469.5 |

| Cmpd No.* | Structure | Yield** (mgs) | Yield (%) | Purity (%) | M+1 | Ret. Time | Mol. Wt. |
|---|---|---|---|---|---|---|---|
| 4 |  | 28.4 | 59 | >95 | 482.1 | 0.73 | 481.4 |
| 5 |  | 25.7 | 55.6 | >95 | 462.0 | 0.74 | 461.9 |
| 6 |  | 24.9 | 51.6 | >95 | 482.0 | 0.8 | 482.3 |
| 7 |  | 28.5 | 61.7 | >95 | 462.0 | 0.75 | 461.9 |

| Cmpd No.* | Structure | Yield** (mgs) | Yield (%) | Purity (%) | M+1 | Ret. Time | Mol. Wt. |
|---|---|---|---|---|---|---|---|
| 8 |  | 29.8 | 61.9 | >95 | 482.1 | 1.82 | 481.4 |
| 9 |  | 4.4 | 10.3 | >95 | 428.1 | 0.57 | 427.4 |
| 10 |  | 21 | 47.1 | >95 | 446.1 | 0.64 | 445.4 |
| 11 |  | 24 | 53.4 | >95 | 450.0 | 0.65 | 449.4 |

| Cmpd No.* | Structure | Yield** (mgs) | Yield (%) | Purity (%) | M+1 | Ret. Time | Mol. Wt. |
|---|---|---|---|---|---|---|---|
| 12 |  | 21.1 | 48.9 | >95 | 432.1 | 0.6 | 431.4 |
| 13 |  | 22 | 46.8 | >95 | 471.1 | 0.48 | 470.5 |
| 14 |  | 12.4 | 28 | >95 | 444.1 | 0.6 | 443.4 |
| 15 |  | 9.9 | 23.2 | >95 | 428.1 | 0.62 | 427.4 |

| Cmpd No.* | Structure | Yield** (mgs) | Yield (%) | Purity (%) | M+1 | Ret. Time | Mol. Wt. |
|---|---|---|---|---|---|---|---|
| 16 |  | 7.6 | 16.9 | >95 | 448.0 | 0.68 | 447.8 |
| 17 |  | 22.4 | 48.1 | >95 | 466.0 | 0.69 | 465.8 |
| 18 |  | 8.1 | 19.3 | >95 | 420.0 | 0.55 | 419.4 |
| 19 |  | 24.4 | 57.1 | >95 | 428.1 | 0.64 | 427.4 |

| Cmpd No.* | Structure | Yield** (mgs) | Yield (%) | Purity (%) | M+1 | Ret. Time | Mol. Wt. |
|---|---|---|---|---|---|---|---|
| 20 |  | 25.4 | 61.4 | >95 | 414.1 | 0.57 | 413.4 |
| 21 |  | 8.3 | 19.4 | >95 | 428.1 | 0.64 | 427.4 |
| 22 |  | 6.9 | 23 | >95 | 400.1 | 0.53 | 399.4 |
| 23 |  | 7.3 | 23.3 | >95 | 418.1 | 0.55 | 417.4 |

| Cmpd No.* | Structure | Yield** (mgs) | Yield (%) | Purity (%) | M+1 | Ret. Time | Mol. Wt. |
|---|---|---|---|---|---|---|---|
| 24 |  | 11.1 | 34.5 | >95 | 430.1 | 0.55 | 429.4 |
| 25 |  | 6.2 | 19.9 | >95 | 414.1 | 0.59 | 413.4 |
| 26 |  | 10.9 | 31.1 | >95 | 468.1 | 0.69 | 467.4 |
| 27 |  | 10.8 | 29.8 | >95 | 484.1 | 0.69 | 483.4 |

| Cmpd No.* | Structure | Yield** (mgs) | Yield (%) | Purity (%) | M+1 | Ret. Time | Mol. Wt. |
|---|---|---|---|---|---|---|---|
| 28 |  | 15.8 | 45.1 | >95 | 468.1 | 0.63 | 467.4 |
| 29 |  | 17.4 | 54 | >95 | 430.1 | 0.56 | 429.4 |
| 30 |  | 6.8 | 20.5 | >95 | 442.1 | 0.71 | 441.5 |
| 31 |  | 16.2 | 47.8 | >95 | 452.0 | 0.65 | 451.9 |

| Cmpd No.* | Structure | Yield** (mgs) | Yield (%) | Purity (%) | M+1 | Ret. Time | Mol. Wt. |
|---|---|---|---|---|---|---|---|
| 32 |  | 8.3 | 23.7 | >95 | 468.1 | 0.67 | 467.4 |
| 33 |  | 9.7 | 28.9 | >95 | 448.1 | 0.69 | 447.9 |
| 34 |  | 20.4 | 63 | >95 | 432.1 | 0.59 | 431.4 |
| 35 |  | 13.2 | 42.6 | >95 | 414.1 | 0.57 | 413.4 |

| Cmpd No.* | Structure | Yield** (mgs) | Yield (%) | Purity (%) | M+1 | Ret. Time | Mol. Wt. |
|---|---|---|---|---|---|---|---|
| 36 |  | 8.5 | 25.3 | >95 | 448.1 | 0.69 | 447.9 |
| 37 |  | 5.2 | 14.3 | >95 | 484.1 | 0.65 | 483.4 |
| 38 |  | 7.4 | 24.7 | >95 | 400.1 | 0.52 | 399.4 |
| 39 |  | 9.2 | 29.4 | >95 | 418.1 | 0.55 | 417.4 |

| Cmpd No.* | Structure | Yield** (mgs) | Yield (%) | Purity (%) | M+1 | Ret. Time | Mol. Wt. |
|---|---|---|---|---|---|---|---|
| 40 |  | 9.6 | 29.8 | >95 | 430.1 | 0.54 | 429.4 |
| 41 |  | 4.9 | 15.8 | >95 | 414.1 | 0.58 | 413.4 |
| 42 |  | 14.6 | 41.6 | >95 | 468.1 | 0.68 | 467.4 |
| 43 |  | 19.1 | 52.7 | >95 | 484.1 | 0.7 | 483.4 |

| Cmpd No.* | Structure | Yield** (mgs) | Yield (%) | Purity (%) | M+1 | Ret. Time | Mol. Wt. |
|---|---|---|---|---|---|---|---|
| **44** |  | 10.8 | 30.8 | >95 | 468.1 | 0.61 | 467.4 |
| **45** |  | 11.2 | 36.1 | >95 | 414.1 | 0.58 | 413.4 |
| **46** |  | 9.1 | 26.6 | >95 | 456.2 | 0.77 | 455.5 |
| **47** |  | 12.9 | 40.1 | >95 | 430.1 | 0.55 | 429.4 |

| Cmpd No.* | Structure | Yield** (mgs) | Yield (%) | Purity (%) | M+1 | Ret. Time | Mol. Wt. |
|---|---|---|---|---|---|---|---|
| 48 |  | 7.3 | 22.1 | >95 | 442.1 | 0.7 | 441.5 |
| 49 |  | 12.7 | 37.5 | >95 | 452.0 | 0.65 | 451.9 |
| 50 |  | 7.9 | 22.5 | >95 | 468.1 | 0.67 | 467.4 |
| 51 |  | 10.3 | 28.9 | >95 | 476.1 | 0.76 | 475.5 |

| Cmpd No.* | Structure | Yield** (mgs) | Yield (%) | Purity (%) | M+1 | Ret. Time | Mol. Wt. |
|---|---|---|---|---|---|---|---|
| 52 |  | 4.8 | 14.3 | >95 | 448.1 | 0.68 | 447.9 |
| 53 |  | 7.7 | 23.8 | >95 | 432.1 | 0.59 | 431.4 |
| 54 |  | 8.9 | 28.7 | >95 | 414.1 | 0.56 | 413.4 |
| 55 |  | 11.6 | 34.5 | >95 | 448.1 | 0.68 | 447.9 |

| Cmpd No.* | Structure | Yield** (mgs) | Yield (%) | Purity (%) | M+1 | Ret. Time | Mol. Wt. |
|---|---|---|---|---|---|---|---|
| 56 |  | 14.9 | 41.1 | >95 | 484.1 | 0.65 | 483.4 |
| 57 |  | 4.2 | 12.1 | >95 | 462.0 | 0.65 | 461.9 |
| 58 |  | 3.9 | 11.8 | 80-85 | 442.1 | 0.63 | 441.5 |
| 59 |  | 2.4 | 6.8 | >95 | 472.1 | 0.56 | 471.4 |

| Cmpd No.* | Structure | Yield** (mgs) | Yield (%) | Purity (%) | M+1 | Ret. Time | Mol. Wt. |
|---|---|---|---|---|---|---|---|
| 60 |  | 3.1 | 9.6 | 80-85 | 433.1 | 0.53 | 432.4 |
| 61 |  | 4.2 | 12 | >95 | 466.0 | 0.65 | 465.8 |
| 62 |  | 3.8 | 10.4 | >95 | 490.1 | 0.81 | 489.5 |
| 63 |  | 3.6 | 10.4 | >95 | 464.1 | 0.71 | 463.5 |

| Cmpd No.* | Structure | Yield** (mgs) | Yield (%) | Purity (%) | M+1 | Ret. Time | Mol. Wt. |
|---|---|---|---|---|---|---|---|
| 64 |  | 3.4 | 10.3 | 90-95 | 439.1 | 0.54 | 438.4 |
| 65 |  | 6.1 | 16.5 | 85-90 | 492.0 | 0.6 | 492.3 |
| 66 |  | 4.5 | 12.4 | 90-95 | 484.0 | 0.71 | 483.8 |
| 67 |  | 3.8 | 10.9 | 90-95 | 466.0 | 0.63 | 465.8 |

| Cmpd No.* | Structure | Yield** (mgs) | Yield (%) | Purity (%) | M+1 | Ret. Time | Mol. Wt. |
|---|---|---|---|---|---|---|---|
| 68 |  | 5 | 14.6 | >95 | 456.1 | 0.76 | 455.5 |
| 69 |  | 0.6 | 1.9 | 90-95 | 420.1 | 0.62 | 419.5 |
| 70 |  | 17.6 | 45.5 | >95 | 516.0 | 0.82 | 515.8 |
| 71 |  | 18.9 | 52.3 | >95 | 482.0 | 0.77 | 482.3 |

| Cmpd No.* | Structure | Yield** (mgs) | Yield (%) | Purity (%) | M+1 | Ret. Time | Mol. Wt. |
|---|---|---|---|---|---|---|---|
| 72 |  | 7.3 | 22.6 | >95 | 432.1 | 0.59 | 431.4 |
| 73 |  | 5.4 | 16.4 | 80-85 | 439.1 | 0.49 | 438.4 |
| 74 |  | 12.3 | 36.5 | >95 | 450.0 | 0.59 | 449.4 |
| 75 |  | 24.3 | 72.7 | >95 | 446.1 | 0.65 | 445.4 |

| Cmpd No.* | Structure | Yield** (mgs) | Yield (%) | Purity (%) | M+1 | Ret. Time | Mol. Wt. |
|---|---|---|---|---|---|---|---|
| 76 |  | 15.4 | 45.7 | >95 | 450.0 | 0.63 | 449.4 |
| 77 |  | 24.7 | 69.2 | >95 | 476.1 | 0.83 | 475.9 |
| 78 |  | 2.7 | 6.9 | >95 | 522.0 | 0.69 | 522.3 |
| 79 |  | 4.6 | 13.4 | >95 | 458.1 | 0.61 | 457.5 |

| Cmpd No.* | Structure | Yield** (mgs) | Yield (%) | Purity (%) | M+1 | Ret. Time | Mol. Wt. |
|---|---|---|---|---|---|---|---|
| 80 |  | 20.3 | 54.6 | >95 | 496.1 | 0.99 | 495.6 |
| 81 |  | 8 | 21.8 | 90-95 | 490.1 | 0.77 | 489.5 |
| 82 |  | 16.6 | 51.3 | >95 | 432.1 | 0.55 | 431.4 |
| 83 |  | 6.4 | 20.4 | >95 | 420.0 | 0.51 | 419.4 |

| Cmpd No.* | Structure | Yield** (mgs) | Yield (%) | Purity (%) | M+1 | Ret. Time | Mol. Wt. |
|---|---|---|---|---|---|---|---|
| **84** |  | 18.1 | 55.9 | >95 | 432.1 | 0.61 | 431.4 |
| **85** |  | 9 | 29 | >95 | 415.1 | 0.43 | 414.4 |
| **86** |  | 9 | 25.5 | >95 | 471.0 | 0.51 | 470.5 |
| **87** |  | 14.8 | 42 | >95 | 470.0 | 0.72 | 469.5 |

| Cmpd No.* | Structure | Yield** (mgs) | Yield (%) | Purity (%) | M+1 | Ret. Time | Mol. Wt. |
|---|---|---|---|---|---|---|---|
| **88** |  | 16.6 | 45.9 | >95 | 482.0 | 0.69 | 482.3 |
| **89** |  | 5 | 14.9 | 90-95 | 446.1 | 0.58 | 445.4 |
| **90** |  | 11.5 | 34.7 | >95 | 442.1 | 0.62 | 441.5 |
| **91** |  | 15.4 | 50.9 | >95 | 404.0 | 0.48 | 403.4 |

| Cmpd No.* | Structure | Yield** (mgs) | Yield (%) | Purity (%) | M+1 | Ret. Time | Mol. Wt. |
|---|---|---|---|---|---|---|---|
| **92** |  | 9.5 | 29.5 | 90-95 | 430.1 | 0.45 | 429.4 |
| **93** |  | 19.8 | 59.8 | >95 | 442.1 | 0.68 | 441.5 |
| **94** |  | 13.2 | 40.3 | >95 | 448.5 | 0.62 | 447.8 |
| **95** |  | 9.0 | 27.5 | >95 | 448.4 | 0.69 | 447.8 |

| Cmpd No.* | Structure | Yield** (mgs) | Yield (%) | Purity (%) | M+1 | Ret. Time | Mol. Wt. |
|---|---|---|---|---|---|---|---|
| 96 |  | 4.5 | 12.4 | >95 | 498.6 | 0.78 | 497.4 |
| 97 |  | 7 | 16.8 | >95 | 456.7 | 0.8 | 455.5 |
| 98 |  | 4 | 8.9 | >95 | 494.5 | 0.63 | 492.3 |
| 99 |  | 13 | 29.5 | >95 | 482.5 | 0.68 | 481.4 |

| Cmpd No.* | Structure | Yield** (mgs) | Yield (%) | Purity (%) | M+1 | Ret. Time | Mol. Wt. |
|---|---|---|---|---|---|---|---|
| 100 | 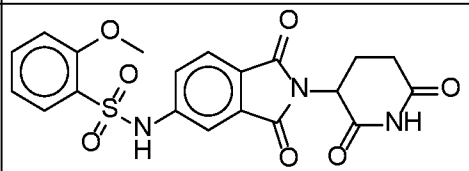 | 17 | 41.9 | >95 | 444.4 | 0.57 | 443.4 |
| 101 | 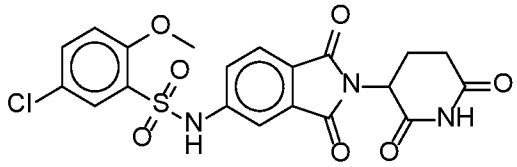 | 0.7 | 1.6 | >95 | 479.5 | 0.69 | 477.9 |
| 102 | 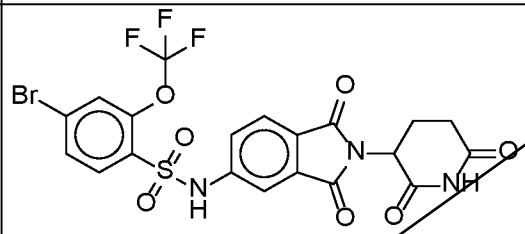 | 6.4 | 12.1 | >95 | 577.2 | 0.85 | 576.3 |
| 103 | 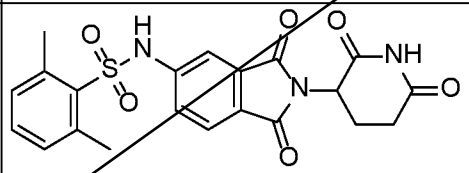 | 19.8 | 61.3 | >95 | 442.3 | 0.70 | 441.5 |

* "Cmpd No." refers to compound number and is used herein throughout.

** Yields based upon the following reactant amounts: 0.1 mmol of 5-amino-2-(2,6-dioxopiperidin-3-yl)isoindoline-1,3-dione and the

corresponding sulfonyl chloride (2.0 equiv, 0.2 mmol) for compounds 1-37 and 94-103; and 0.075 mmol of 5-amino-2-(2,6-dioxopiperidin-3-yl)isoindoline-1,3-dione and the corresponding sulfonyl chloride (2.0 equiv, 0.15 mmol) for compounds 38-93 (see synthesis scheme above).

**Table 2, continued.**

| Cmpd No.* | Structure | IUPAC Name‡ | SMILES‡ |
|---|---|---|---|
| 1 | 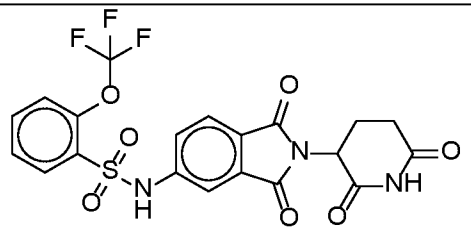 | N-(2-(2,6-dioxopiperidin-3-yl)-1,3-dioxoisoindolin-5-yl)-2-(trifluoromethoxy)benzenesulfonamide | FC(F)(F)Oc1ccccc1S(=O)(=O)Nc2ccc3C(=O)N(C4CCC(=O)NC4=O)C(=O)c3c2 |
| 2 | 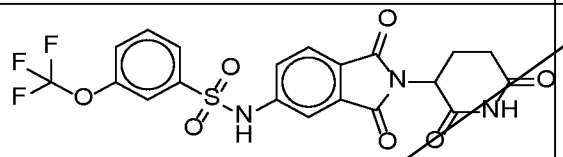 | N-(2-(2,6-dioxopiperidin-3-yl)-1,3-dioxoisoindolin-5-yl)-3-(trifluoromethoxy)benzenesulfonamide | FC(F)(F)Oc1cccc(c1)S(=O)(=O)Nc2ccc3C(=O)N(C4CCC(=O)NC4=O)C(=O)c3c2 |
| 3 | 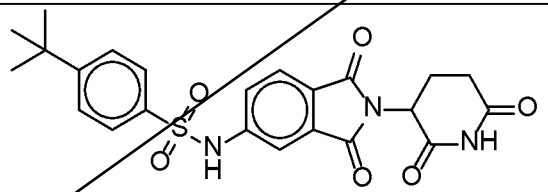 | 4-(tert-butyl)-N-(2-(2,6-dioxopiperidin-3-yl)-1,3-dioxoisoindolin-5-yl)benzenesulfonamide | CC(C)(C)c1ccc(cc1)S(=O)(=O)Nc2ccc3C(=O)N(C4CCC(=O)NC4=O)C(=O)c3c2 |

| Cmpd No.* | Structure | IUPAC Name‡ | SMILES‡ |
|---|---|---|---|
| 4 |  | N-(2-(2,6-dioxopiperidin-3-yl)-1,3-dioxoisoindolin-5-yl)-3-(trifluoromethyl)benzenesulfonamide | FC(F)(F)c1cccc(c1)S(=O)(=O)Nc2ccc3C(=O)N(C4CCC(=O)NC4=O)C(=O)c3c2 |
| 5 |  | 3-chloro-N-(2-(2,6-dioxopiperidin-3-yl)-1,3-dioxoisoindolin-5-yl)-2-methylbenzenesulfonamide | Cc1c(Cl)cccc1S(=O)(=O)Nc2ccc3C(=O)N(C4CCC(=O)NC4=O)C(=O)c3c2 |
| 6 |  | 3,5-dichloro-N-(2-(2,6-dioxopiperidin-3-yl)-1,3-dioxoisoindolin-5-yl)benzenesulfonamide | Clc1cc(Cl)cc(c1)S(=O)(=O)Nc2ccc3C(=O)N(C4CCC(=O)NC4=O)C(=O)c3c2 |
| 7 |  | 3-chloro-N-(2-(2,6-dioxopiperidin-3-yl)-1,3-dioxoisoindolin-5-yl)-4-methylbenzenesulfonamide | Cc1ccc(cc1Cl)S(=O)(=O)Nc2ccc3C(=O)N(C4CCC(=O)NC4=O)C(=O)c3c2 |

| Cmpd No.* | Structure | IUPAC Name‡ | SMILES‡ |
|---|---|---|---|
| 8 |  | N-(2-(2,6-dioxopiperidin-3-yl)-1,3-dioxoisoindolin-5-yl)-4-(trifluoromethyl)benzenesulfonamide | FC(F)(F)c1ccc(cc1)S(=O)(=O)Nc2ccc3C(=O)N(C4CCC(=O)NC4=O)C(=O)c3c2 |
| 9 |  | N-(2-(2,6-dioxopiperidin-3-yl)-1,3-dioxoisoindolin-5-yl)-1-phenylmethanesulfonamide | O=C1CCC(N2C(=O)c3ccc(NS(=O)(=O)Cc4ccccc4)cc3C2=O)C(=O)N1 |
| 10 |  | N-(2-(2,6-dioxopiperidin-3-yl)-1,3-dioxoisoindolin-5-yl)-2-fluoro-5-methylbenzenesulfonamide | Cc1ccc(F)c(c1)S(=O)(=O)Nc2ccc3C(=O)N(C4CCC(=O)NC4=O)C(=O)c3c2 |
| 11 |  | N-(2-(2,6-dioxopiperidin-3-yl)-1,3-dioxoisoindolin-5-yl)-3,4-difluorobenzenesulfonamide | Fc1ccc(cc1F)S(=O)(=O)Nc2ccc3C(=O)N(C4CCC(=O)NC4=O)C(=O)c3c2 |

| Cmpd No.* | Structure | IUPAC Name‡ | SMILES‡ |
|---|---|---|---|
| 12 |  | N-(2-(2,6-dioxopiperidin-3-yl)-1,3-dioxoisoindolin-5-yl)-4-fluorobenzenesulfonamide | Fc1ccc(cc1)S(=O)(=O)Nc2ccc3C(=O)N(C4CCC(=O)NC4=O)C(=O)c3c2 |
| 13 |  | N-(4-(N-(2-(2,6-dioxopiperidin-3-yl)-1,3-dioxoisoindolin-5-yl)sulfamoyl)phenyl)acetamide | CC(=O)Nc1ccc(cc1)S(=O)(=O)Nc2ccc3C(=O)N(C4CCC(=O)NC4=O)C(=O)c3c2 |
| 14 |  | N-(2-(2,6-dioxopiperidin-3-yl)-1,3-dioxoisoindolin-5-yl)-4-methoxybenzenesulfonamide | COc1ccc(cc1)S(=O)(=O)Nc2ccc3C(=O)N(C4CCC(=O)NC4=O)C(=O)c3c2 |
| 15 |  | N-(2-(2,6-dioxopiperidin-3-yl)-1,3-dioxoisoindolin-5-yl)-2-methylbenzenesulfonamide | Cc1ccccc1S(=O)(=O)Nc2ccc3C(=O)N(C4CCC(=O)NC4=O)C(=O)c3c2 |

| Cmpd No.* | Structure | IUPAC Name‡ | SMILES‡ |
|---|---|---|---|
| 16 |  | 4-chloro-N-(2-(2,6-dioxopiperidin-3-yl)-1,3-dioxoisoindolin-5-yl)benzenesulfonamide | Clc1ccc(cc1)S(=O)(=O)Nc2ccc3C(=O)N(C4CCC(=O)NC4=O)C(=O)c3c2 |
| 17 |  | 3-chloro-N-(2-(2,6-dioxopiperidin-3-yl)-1,3-dioxoisoindolin-5-yl)-4-fluorobenzenesulfonamide | Fc1ccc(cc1Cl)S(=O)(=O)Nc2ccc3C(=O)N(C4CCC(=O)NC4=O)C(=O)c3c2 |
| 18 |  | N-(2-(2,6-dioxopiperidin-3-yl)-1,3-dioxoisoindolin-5-yl)thiophene-2-sulfonamide | O=C1CCC(N2C(=O)c3ccc(NS(=O)(=O)c4cccs4)cc3C2=O)C(=O)N1 |
| 19 |  | N-(2-(2,6-dioxopiperidin-3-yl)-1,3-dioxoisoindolin-5-yl)-3-methylbenzenesulfonamide | Cc1cccc(c1)S(=O)(=O)Nc2ccc3C(=O)N(C4CCC(=O)NC4=O)C(=O)c3c2 |

| Cmpd No.* | Structure | IUPAC Name‡ | SMILES‡ |
|---|---|---|---|
| 20 |  | N-(2-(2,6-dioxopiperidin-3-yl)-1,3-dioxoisoindolin-5-yl)benzenesulfonamide | O=C1CCC(N2C(=O)c3ccc(NS(=O)(=O)c4ccccc4)cc3C2=O)C(=O)N1 |
| 21 |  | N-(2-(2,6-dioxopiperidin-3-yl)-1,3-dioxoisoindolin-5-yl)-4-methylbenzenesulfonamide | Cc1ccc(cc1)S(=O)(=O)Nc2ccc3C(=O)N(C4CCC(=O)NC4=O)C(=O)c3c2 |
| 22 |  | N-(2-(2,6-dioxopiperidin-3-yl)-3-oxoisoindolin-5-yl)benzenesulfonamide | O=C1CCC(N2Cc3ccc(NS(=O)(=O)c4ccccc4)cc3C2=O)C(=O)N1 |
| 23 |  | N-(2-(2,6-dioxopiperidin-3-yl)-3-oxoisoindolin-5-yl)-4-fluorobenzenesulfonamide | Fc1ccc(cc1)S(=O)(=O)Nc2ccc3CN(C4CCC(=O)NC4=O)C(=O)c3c2 |

| Cmpd No.* | Structure | IUPAC Name‡ | SMILES‡ |
|---|---|---|---|
| 24 |  | N-(2-(2,6-dioxopiperidin-3-yl)-3-oxoisoindolin-5-yl)-4-methoxybenzenesulfonamide | COc1ccc(cc1)S(=O)(=O)Nc2ccc3CN(C4CCC(=O)NC4=O)C(=O)c3c2 |
| 25 |  | N-(2-(2,6-dioxopiperidin-3-yl)-3-oxoisoindolin-5-yl)-4-methylbenzenesulfonamide | Cc1ccc(cc1)S(=O)(=O)Nc2ccc3CN(C4CCC(=O)NC4=O)C(=O)c3c2 |
| 26 |  | N-(2-(2,6-dioxopiperidin-3-yl)-3-oxoisoindolin-5-yl)-4-(trifluoromethyl)benzenesulfonamide | FC(F)(F)c1ccc(cc1)S(=O)(=O)Nc2ccc3CN(C4CCC(=O)NC4=O)C(=O)c3c2 |
| 27 |  | N-(2-(2,6-dioxopiperidin-3-yl)-3-oxoisoindolin-5-yl)-3-(trifluoromethoxy)benzenesulfonamide | FC(F)(F)Oc1cccc(c1)S(=O)(=O)Nc2ccc3CN(C4CCC(=O)NC4=O)C(=O)c3c2 |

| Cmpd No.* | Structure | IUPAC Name‡ | SMILES‡ |
|---|---|---|---|
| 28 |  | N-(2-(2,6-dioxopiperidin-3-yl)-3-oxoisoindolin-5-yl)-2-(trifluoromethyl)benzenesulfonamide | FC(F)(F)c1ccccc1S(=O)(=O)Nc2ccc3CN(C4CCC(=O)NC4=O)C(=O)c3c2 |
| 29 |  | N-(2-(2,6-dioxopiperidin-3-yl)-3-oxoisoindolin-5-yl)-3-methoxybenzenesulfonamide | COc1cccc(c1)S(=O)(=O)Nc2ccc3CN(C4CCC(=O)NC4=O)C(=O)c3c2 |
| 30 |  | N-(2-(2,6-dioxopiperidin-3-yl)-3-oxoisoindolin-5-yl)-4-isopropylbenzenesulfonamide | CC(C)c1ccc(cc1)S(=O)(=O)Nc2ccc3CN(C4CCC(=O)NC4=O)C(=O)c3c2 |
| 31 |  | 3-chloro-N-(2-(2,6-dioxopiperidin-3-yl)-3-oxoisoindolin-5-yl)-4-fluorobenzenesulfonamide | Fc1ccc(cc1Cl)S(=O)(=O)Nc2ccc3CN(C4CCC(=O)NC4=O)C(=O)c3c2 |

| Cmpd No.* | Structure | IUPAC Name‡ | SMILES‡ |
|---|---|---|---|
| 32 | 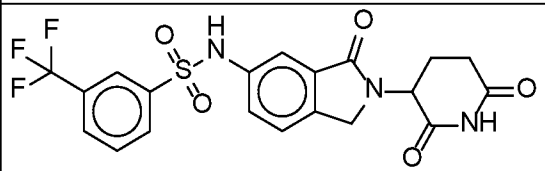 | N-(2-(2,6-dioxopiperidin-3-yl)-3-oxoisoindolin-5-yl)-3-(trifluoromethyl)benzenesulfonamide | FC(F)(F)c1cccc(c1)S(=O)(=O)Nc2ccc3CN(C4CCC(=O)NC4=O)C(=O)c3c2 |
| 33 | 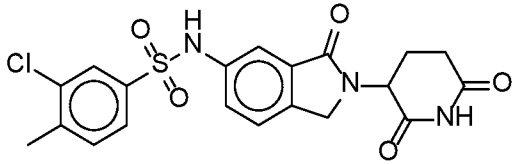 | 3-chloro-N-(2-(2,6-dioxopiperidin-3-yl)-3-oxoisoindolin-5-yl)-4-methylbenzenesulfonamide | Cc1ccc(cc1Cl)S(=O)(=O)Nc2ccc3CN(C4CCC(=O)NC4=O)C(=O)c3c2 |
| 34 | 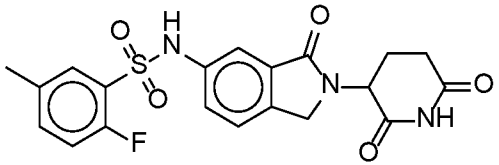 | N-(2-(2,6-dioxopiperidin-3-yl)-3-oxoisoindolin-5-yl)-2-fluoro-5-methylbenzenesulfonamide | Cc1ccc(F)c(c1)S(=O)(=O)Nc2ccc3CN(C4CCC(=O)NC4=O)C(=O)c3c2 |
| 35 | 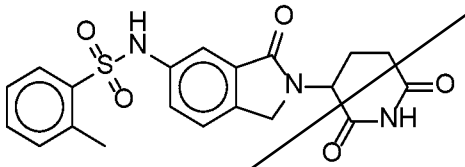 | N-(2-(2,6-dioxopiperidin-3-yl)-3-oxoisoindolin-5-yl)-2-methylbenzenesulfonamide | Cc1ccccc1S(=O)(=O)Nc2ccc3CN(C4CCC(=O)NC4=O)C(=O)c3c2 |

| Cmpd No.* | Structure | IUPAC Name‡ | SMILES‡ |
|---|---|---|---|
| 36 | 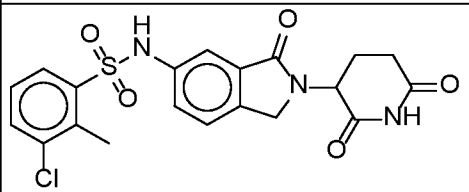 | 3-chloro-N-(2-(2,6-dioxopiperidin-3-yl)-3-oxoisoindolin-5-yl)-2-methylbenzenesulfonamide | Cc1c(Cl)cccc1S(=O)(=O)Nc2ccc3CN(C4CCC(=O)NC4=O)C(=O)c3c2 |
| 37 | 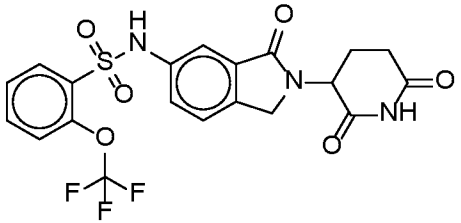 | N-(2-(2,6-dioxopiperidin-3-yl)-3-oxoisoindolin-5-yl)-2-(trifluoromethoxy)benzenesulfonamide | FC(F)(F)Oc1ccccc1S(=O)(=O)Nc2ccc3CN(C4CCC(=O)NC4=O)C(=O)c3c2 |
| 38 | 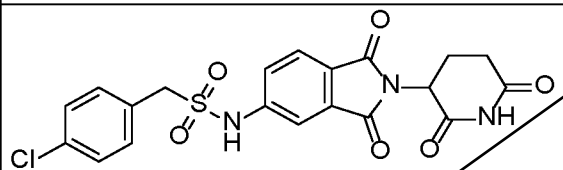 | N-(2-(2,6-dioxopiperidin-3-yl)-1-oxoisoindolin-5-yl)benzenesulfonamide | O=C1CCC(N2Cc3cc(NS(=O)(=O)c4ccccc4)ccc3C2=O)C(=O)N1 |
| 39 | 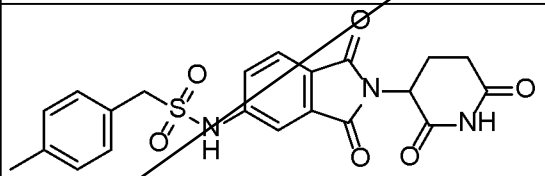 | N-(2-(2,6-dioxopiperidin-3-yl)-1-oxoisoindolin-5-yl)-4-fluorobenzenesulfonamide | Fc1ccc(cc1)S(=O)(=O)Nc2ccc3C(=O)N(Cc3c2)C4CCC(=O)NC4=O |

| Cmpd No.* | Structure | IUPAC Name‡ | SMILES‡ |
|---|---|---|---|
| 40 | 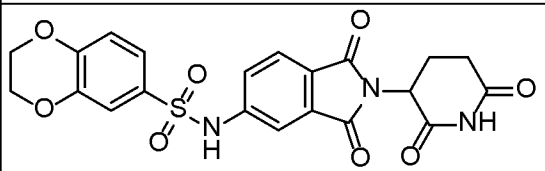 | N-(2-(2,6-dioxopiperidin-3-yl)-1-oxoisoindolin-5-yl)-4-methoxybenzenesulfonamide | COc1ccc(cc1)S(=O)(=O)Nc2ccc3C(=O)N(Cc3c2)C4CCC(=O)NC4=O |
| 41 | 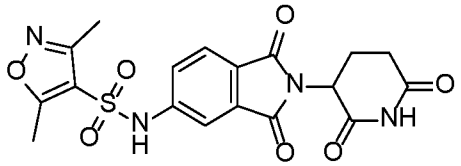 | N-(2-(2,6-dioxopiperidin-3-yl)-1-oxoisoindolin-5-yl)-4-methylbenzenesulfonamide | Cc1ccc(cc1)S(=O)(=O)Nc2ccc3C(=O)N(Cc3c2)C4CCC(=O)NC4=O |
| 42 | 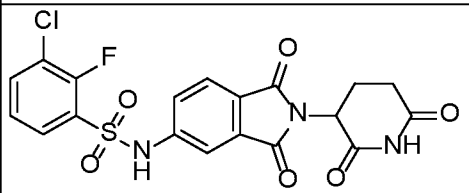 | N-(2-(2,6-dioxopiperidin-3-yl)-1-oxoisoindolin-5-yl)-4-(trifluoromethyl)benzenesulfonamide | FC(F)(F)c1ccc(cc1)S(=O)(=O)Nc2ccc3C(=O)N(Cc3c2)C4CCC(=O)NC4=O |
| 43 | 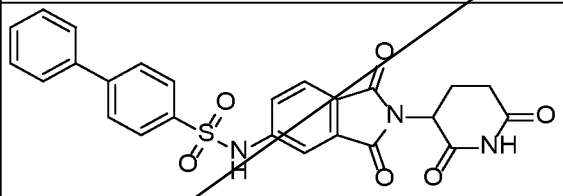 | N-(2-(2,6-dioxopiperidin-3-yl)-1-oxoisoindolin-5-yl)-3-(trifluoromethoxy)benzenesulfonamide | FC(F)(F)Oc1cccc(c1)S(=O)(=O)Nc2ccc3C(=O)N(Cc3c2)C4CCC(=O)NC4=O |

| Cmpd No.* | Structure | IUPAC Name‡ | SMILES‡ |
|---|---|---|---|
| 44 |  | N-(2-(2,6-dioxopiperidin-3-yl)-1-oxoisoindolin-5-yl)-2-(trifluoromethyl)benzenesulfonamide | FC(F)(F)c1ccccc1S(=O)(=O)Nc2ccc3C(=O)N(Cc3c2)C4CCC(=O)NC4=O |
| 45 |  | N-(2-(2,6-dioxopiperidin-3-yl)-1-oxoisoindolin-5-yl)-3-methylbenzenesulfonamide | Cc1cccc(c1)S(=O)(=O)Nc2ccc3C(=O)N(Cc3c2)C4CCC(=O)NC4=O |
| 46 |  | 4-(tert-butyl)-N-(2-(2,6-dioxopiperidin-3-yl)-1-oxoisoindolin-5-yl)benzenesulfonamide | CC(C)(C)c1ccc(cc1)S(=O)(=O)Nc2ccc3C(=O)N(Cc3c2)C4CCC(=O)NC4=O |
| 47 |  | N-(2-(2,6-dioxopiperidin-3-yl)-1-oxoisoindolin-5-yl)-3-methoxybenzenesulfonamide | COc1cccc(c1)S(=O)(=O)Nc2ccc3C(=O)N(Cc3c2)C4CCC(=O)NC4=O |

| Cmpd No.* | Structure | IUPAC Name‡ | SMILES‡ |
|---|---|---|---|
| 48 |  | N-(2-(2,6-dioxopiperidin-3-yl)-1-oxoisoindolin-5-yl)-4-isopropylbenzenesulfonamide | CC(C)c1ccc(cc1)S(=O)(=O)Nc2ccc3C(=O)N(Cc3c2)C4CCC(=O)NC4=O |
| 49 |  | 3-chloro-N-(2-(2,6-dioxopiperidin-3-yl)-1-oxoisoindolin-5-yl)-4-fluorobenzenesulfonamide | Fc1ccc(cc1Cl)S(=O)(=O)Nc2ccc3C(=O)N(Cc3c2)C4CCC(=O)NC4=O |
| 50 |  | N-(2-(2,6-dioxopiperidin-3-yl)-1-oxoisoindolin-5-yl)-3-(trifluoromethyl)benzenesulfonamide | FC(F)(F)c1cccc(c1)S(=O)(=O)Nc2ccc3C(=O)N(Cc3c2)C4CCC(=O)NC4=O |
| 51 |  | N-(2-(2,6-dioxopiperidin-3-yl)-1-oxoisoindolin-5-yl)-[1,1'-biphenyl]-4-sulfonamide | O=C1CCC(N2Cc3cc(NS(=O)(=O)c4ccc(cc4)c5ccccc5)ccc3C2=O)C(=O)N1 |

| Cmpd No.* | Structure | IUPAC Name‡ | SMILES‡ |
|---|---|---|---|
| 52 |  | 3-chloro-N-(2-(2,6-dioxopiperidin-3-yl)-1-oxoisoindolin-5-yl)-4-methylbenzenesulfonamide | Cc1ccc(cc1Cl)S(=O)(=O)Nc2ccc3C(=O)N(Cc3c2)C4CCC(=O)NC4=O |
| 53 |  | N-(2-(2,6-dioxopiperidin-3-yl)-1-oxoisoindolin-5-yl)-2-fluoro-5-methylbenzenesulfonamide | Cc1ccc(F)c(c1)S(=O)(=O)Nc2ccc3C(=O)N(Cc3c2)C4CCC(=O)NC4=O |
| 54 |  | N-(2-(2,6-dioxopiperidin-3-yl)-1-oxoisoindolin-5-yl)-2-methylbenzenesulfonamide | Cc1ccccc1S(=O)(=O)Nc2ccc3C(=O)N(Cc3c2)C4CCC(=O)NC4=O |
| 55 |  | 3-chloro-N-(2-(2,6-dioxopiperidin-3-yl)-1-oxoisoindolin-5-yl)-2-(methylbenzenesulfonamide | Cc1c(Cl)cccc1S(=O)(=O)Nc2ccc3C(=O)N(Cc3c2)C4CCC(=O)NC4=O |

| Cmpd No.* | Structure | IUPAC Name‡ | SMILES‡ |
|---|---|---|---|
| 56 |  | N-(2-(2,6-dioxopiperidin-3-yl)-1-oxoisoindolin-5-yl)-2-(trifluoromethoxy)benzenesulfonamide | FC(F)(F)Oc1ccccc1S(=O)(=O)Nc2ccc3C(=O)N(Cc3c2)C4CCC(=O)NC4=O |
| 57 |  | 1-(4-chlorophenyl)-N-(2-(2,6-dioxopiperidin-3-yl)-1,3-dioxoisoindolin-5-yl)methanesulfonamide | O=C(N1C2C(NC(CC2)=O)=O)C3=C(C=CC(NS(CC4=CC=C(Cl)C=C4)(=O)=O)=C3)C1=O |
| 58 |  | N-(2-(2,6-dioxopiperidin-3-yl)-1,3-dioxoisoindolin-5-yl)-1-(p-tolyl)methanesulfonamide | O=C(N1C2C(NC(CC2)=O)=O)C3=C(C=CC(NS(CC4=CC=C(C)C=C4)(=O)=O)=C3)C1=O |
| 59 |  | N-(2-(2,6-dioxopiperidin-3-yl)-1,3-dioxoisoindolin-5-yl)-2,3-dihydrobenzo[b][1,4]dioxine-6-sulfonamide | O=C(N1C2C(NC(CC2)=O)=O)C3=C(C=CC(NS(C4=CC(OCCO5)=C5C=C4)(=O)=O)=C3)C1=O |

| Cmpd No.* | Structure | IUPAC Name‡ | SMILES‡ |
|---|---|---|---|
| 60 |  | N-(2-(2,6-dioxopiperidin-3-yl)-1,3-dioxoisoindolin-5-yl)-3,5-dimethylisoxazole-4-sulfonamide | O=C(N1C2C(NC(CC2)=O)=O)C3=C(C=CC(NS(C4=C(C)ON=C4C)(=O)=O)=C3)C1=O |
| 61 |  | 3-chloro-N-(2-(2,6-dioxopiperidin-3-yl)-1,3-dioxoisoindolin-5-yl)-2-fluorobenzenesulfonamide | O=C(N1C2C(NC(CC2)=O)=O)C3=C(C=CC(NS(C4=CC=CC(Cl)=C4F)(=O)=O)=C3)C1=O |
| 62 |  | N-(2-(2,6-dioxopiperidin-3-yl)-1,3-dioxoisoindolin-5-yl)-[1,1'-biphenyl]-4-sulfonamide | O=C(N1C2C(NC(CC2)=O)=O)C3=C(C=CC(NS(C4=CC=C(C5=CC=CC=C5)C=C4)(=O)=O)=C3)C1=O |
| 63 |  | N-(2-(2,6-dioxopiperidin-3-yl)-1,3-dioxoisoindolin-5-yl)naphthalene-2-sulfonamide | O=C(N1C2C(NC(CC2)=O)=O)C3=C(C=CC(NS(C4=CC5=CC=CC=C5C=C4)(=O)=O)=C3)C1=O |

| Cmpd No.* | Structure | IUPAC Name‡ | SMILES‡ |
|---|---|---|---|
| 64 |  | 4-cyano-N-(2-(2,6-dioxopiperidin-3-yl)-1,3-dioxoisoindolin-5-yl)benzenesulfonamide | O=C(N1C2C(NC(CC2)=O)=O)C3=C(C=CC(NS(=O)(C(C=C4)=CC=C4C#N)=O)=C3)C1=O |
| 65 |  | 2-bromo-N-(2-(2,6-dioxopiperidin-3-yl)-1,3-dioxoisoindolin-5-yl)benzenesulfonamide | O=C(N1C2C(NC(CC2)=O)=O)C3=C(C=CC(NS(=O)(C4=CC=CC=C4Br)=O)=C3)C1=O |
| 66 |  | 4-chloro-N-(2-(2,6-dioxopiperidin-3-yl)-1,3-dioxoisoindolin-5-yl)-2,5-difluorobenzenesulfonamide | O=C(N1C2C(NC(CC2)=O)=O)C3=C(C=CC(NS(C4=CC(F)=C(Cl)C=C4F)(=O)=O)=C3)C1=O |
| 67 |  | 2-chloro-N-(2-(2,6-dioxopiperidin-3-yl)-1,3-dioxoisoindolin-5-yl)-4-fluorobenzenesulfonamide | O=C(N1C2C(NC(CC2)=O)=O)C3=C(C=CC(NS(=O)(C4=CC=C(F)C=C4Cl)=O)=C3)C1=O |

| Cmpd No.* | Structure | IUPAC Name‡ | SMILES‡ |
|---|---|---|---|
| 68 | 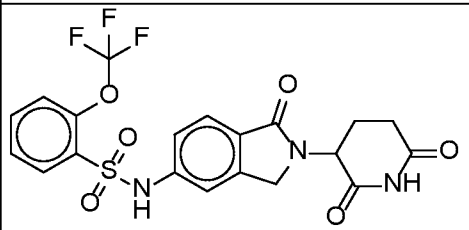 | N-(2-(2,6-dioxopiperidin-3-yl)-1,3-dioxoisoindolin-5-yl)-2,4,6-trimethylbenzenesulfonamide | O=C(N1C2C(NC(CC2)=O)=O)C3=C(C=CC(NS(C4=C(C)C=C(C)C=C4C)(=O)=O)=C3)C1=O |
| 69 | 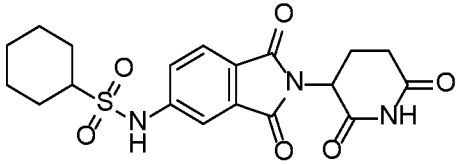 | N-(2-(2,6-dioxopiperidin-3-yl)-1,3-dioxoisoindolin-5-yl)cyclohexanesulfonamide | O=S(C1CCCCC1)(NC2=CC3=C(C(N(C(CC4)C(NC4=O)=O)C3=O)=O)C=C2)=O |
| 70 | 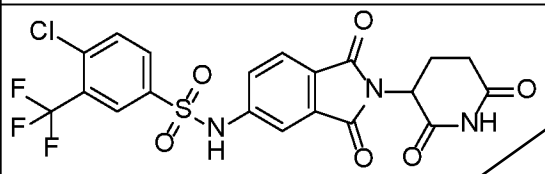 | 4-chloro-N-(2-(2,6-dioxopiperidin-3-yl)-1,3-dioxoisoindolin-5-yl)-3-(trifluoromethyl)benzenesulfonamide | O=S(C1=CC=C(Cl)C(C(F)(F)F)=C1)(NC2=CC3=C(C(N(C(CC4)C(NC4=O)=O)C3=O)=O)C=C2)=O |
| 71 | 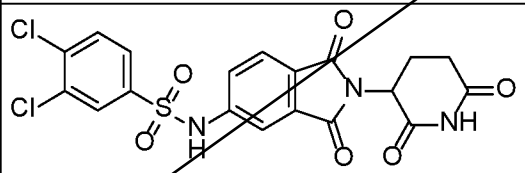 | 3,4-dichloro-N-(2-(2,6-dioxopiperidin-3-yl)-1,3-dioxoisoindolin-5-yl)benzenesulfonamide | O=S(C1=CC=C(Cl)C(Cl)=C1)(NC2=CC3=C(C(N(C(CC4)C(NC4=O)=O)C3=O)=O)C=C2)=O |

| Cmpd No.* | Structure | IUPAC Name‡ | SMILES‡ |
|---|---|---|---|
| 72 |  | N-(2-(2,6-dioxopiperidin-3-yl)-1,3-dioxoisoindolin-5-yl)-3-fluorobenzenesulfonamide | O=S(C1=CC=CC(F)=C1)(NC2=CC3=C(C(N(C(CC4)C(NC4=O)=O)C3=O)=O)C=C2)=O |
| 73 |  | 2-cyano-N-(2-(2,6-dioxopiperidin-3-yl)-1,3-dioxoisoindolin-5-yl)benzenesulfonamide | O=S(C1=CC=CC=C1C#N)(NC2=CC3=C(C(N(C(CC4)C(NC4=O)=O)C3=O)=O)C=C2)=O |
| 74 |  | N-(2-(2,6-dioxopiperidin-3-yl)-1,3-dioxoisoindolin-5-yl)-2,4-difluorobenzenesulfonamide | O=S(C1=CC=C(F)C=C1F)(NC2=CC3=C(C(N(C(CC4)C(NC4=O)=O)C3=O)=O)C=C2)=O |
| 75 |  | N-(2-(2,6-dioxopiperidin-3-yl)-1,3-dioxoisoindolin-5-yl)-5-fluoro-2-methylbenzenesulfonamide | O=S(C1=CC(F)=CC=C1C)(NC2=CC3=C(C(N(C(CC4)C(NC4=O)=O)C3=O)=O)C=C2)=O |

| Cmpd No.* | Structure | IUPAC Name‡ | SMILES‡ |
|---|---|---|---|
| 76 | 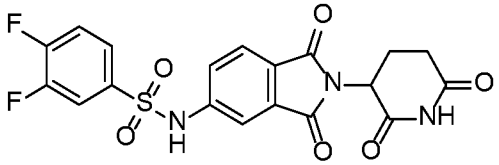 | N-(2-(2,6-dioxopiperidin-3-yl)-1,3-dioxoisoindolin-5-yl)-3,4-difluorobenzenesulfonamide | O=S(C1=CC=C(F)C(F)=C1)(NC2=CC3=C(C(N(C(CC4)C(NC4=O)=O)C3=O)=O)C=C2)=O |
| 77 | 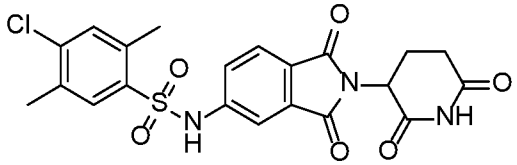 | 4-chloro-N-(2-(2,6-dioxopiperidin-3-yl)-1,3-dioxoisoindolin-5-yl)-2,5-dimethylbenzenesulfonamide | O=S(C1=CC(C)=C(Cl)C=C1C)(NC2=CC3=C(C(N(C(CC4)C(NC4=O)=O)C3=O)=O)C=C2)=O |
| 78 | 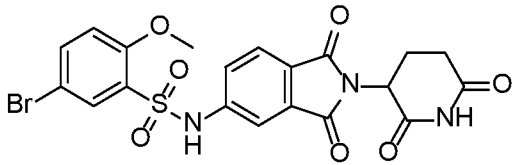 | 5-bromo-N-(2-(2,6-dioxopiperidin-3-yl)-1,3-dioxoisoindolin-5-yl)-2-methoxybenzenesulfonamide | O=S(C1=CC(Br)=CC=C1OC)(NC2=CC3=C(C(N(C(CC4)C(NC4=O)=O)C3=O)=O)C=C2)=O |
| 79 | 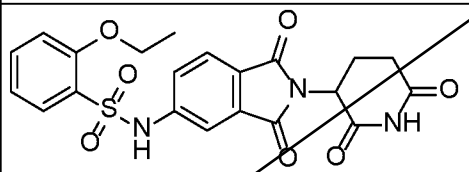 | N-(2-(2,6-dioxopiperidin-3-yl)-1,3-dioxoisoindolin-5-yl)-2-ethoxybenzenesulfonamide | O=S(C1=CC=CC=C1OCC)(NC2=CC3=C(C(N(C(CC4)C(NC4=O)=O)C3=O)=O)C=C2)=O |

| Cmpd No.* | Structure | IUPAC Name‡ | SMILES‡ |
|---|---|---|---|
| 80 |  | 4-cyclohexyl-N-(2-(2,6-dioxopiperidin-3-yl)-1,3-dioxoisoindolin-5-yl)benzenesulfonamide | O=S(C1=CC=C(C2CCCCC2)C=C1)(NC3=CC4=C(C(N(C(CC5)C(NC5=O)=O)C4=O)=O)C=C3)=O |
| 81 |  | N-(2-(2,6-dioxopiperidin-3-yl)-1,3-dioxoisoindolin-5-yl)-[1,1'-biphenyl]-2-sulfonamide | O=S(C1=CC=CC=C1C2=CC=CC=C2)(NC3=CC4=C(C(N(C(CC5)C(NC5=O)=O)C4=O)=O)C=C3)=O |
| 82 |  | N-(2-(2,6-dioxopiperidin-3-yl)-1,3-dioxoisoindolin-5-yl)-2-fluorobenzenesulfonamide | O=S(C1=CC=CC=C1F)(NC2=CC3=C(C(N(C(CC4)C(NC4=O)=O)C3=O)=O)C=C2)=O |
| 83 |  | N-(2-(2,6-dioxopiperidin-3-yl)-1,3-dioxoisoindolin-5-yl)thiophene-3-sulfonamide | O=S(C1=CSC=C1)(NC2=CC3=C(C(N(CCC4)C(NC4=O)=O)C3=O)=O)C=C2)=O |

| Cmpd No.* | Structure | IUPAC Name‡ | SMILES‡ |
|---|---|---|---|
| 84 | 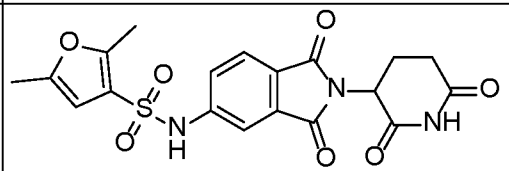 | N-(2-(2,6-dioxopiperidin-3-yl)-1,3-dioxoisoindolin-5-yl)-2,5-dimethylfuran-3-sulfonamide | O=S(C1=C(C)OC(C)=C1)(NC2=CC3=C(C(N(C(CC4)C(NC4=O)=O)C3=O)=O)C=C2)=O |
| 85 | 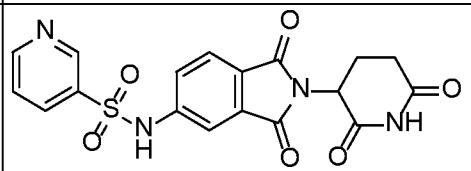 | N-(2-(2,6-dioxopiperidin-3-yl)-1,3-dioxoisoindolin-5-yl)pyridine-3-sulfonamide | O=S(C1=CC=CN=C1)(NC2=CC3=C(C(N(C(CC4)C(NC4=O)=O)C3=O)=O)C=C2)=O |
| 86 | 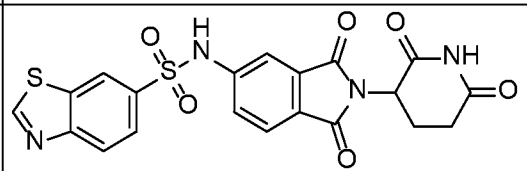 | N-(2-(2,6-dioxopiperidin-3-yl)-1,3-dioxoisoindolin-5-yl)benzo[d]thiazole-6-sulfonamide | O=S(C1=CC=C2N=CSC2=C1)(NC3=CC4=C(C(N(C(CC5)C(NC5=O)=O)C4=O)=O)C=C3)=O |
| 87 | 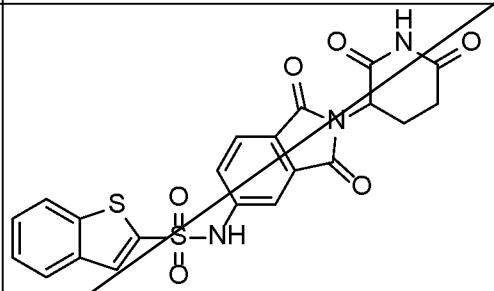 | N-(2-(2,6-dioxopiperidin-3-yl)-1,3-dioxoisoindolin-5-yl)benzo[b]thiophene-2-sulfonamide | O=S(C1=CC2=CC=CC=C2S1)(NC3=CC4=C(C(N(C(CC5)C(NC5=O)=O)C4=O)=O)C=C3)=O |

| Cmpd No.* | Structure | IUPAC Name‡ | SMILES‡ |
|---|---|---|---|
| **88** |  | 2,3-dichloro-N-(2-(2,6-dioxopiperidin-3-yl)-1,3-dioxoisoindolin-5-yl)benzenesulfonamide | O=S(C1=CC=CC(Cl)=C1Cl)(NC2=CC3=C(C(N(C(CC4)C(NC4=O)=O)C3=O)=O)C=C2)=O |
| **89** |  | N-(2-(2,6-dioxopiperidin-3-yl)-1,3-dioxoisoindolin-5-yl)-1-(4-fluorophenyl)methanesulfonamide | O=S(CC1=CC=C(F)C=C1)(NC2=CC3=C(C(N(C(CC4)C(NC4=O)=O)C3=O)=O)C=C2)=O |
| **90** |  | N-(2-(2,6-dioxopiperidin-3-yl)-1,3-dioxoisoindolin-5-yl)-1-(o-tolyl)methanesulfonamide | O=S(CC1=CC=CC=C1C)(NC2=CC3=C(C(N(C(CC4)C(NC4=O)=O)C3=O)=O)C=C2)=O |
| **91** |  | N-(2-(2,6-dioxopiperidin-3-yl)-1,3-dioxoisoindolin-5-yl)furan-2-sulfonamide | O=S(C1=CC=CO1)(NC2=CC3=C(C(N(C(CC4)C(NC4=O)=O)C3=O)=O)C=C2)=O |

| Cmpd No.* | Structure | IUPAC Name‡ | SMILES‡ |
|---|---|---|---|
| **92** |  | N-(2-(2,6-dioxopiperidin-3-yl)-1,3-dioxoisoindolin-5-yl)-4-hydroxybenzenesulfonamide | O=S(C1=CC=C(O)C=C1)(NC2=CC3=C(C(N(C(CC4)C(NC4=O)=O)C3=O)=O)C=C2)=O |
| **93** |  | N-(2-(2,6-dioxopiperidin-3-yl)-1,3-dioxoisoindolin-5-yl)-3,4-dimethylbenzenesulfonamide | O=S(C1=CC=C(C)C(C)=C1)(NC2=CC3=C(C(N(C(CC4)C(NC4=O)=O)C3=O)=O)C=C2)=O |
| **94** |  | 2-chloro-N-(2-(2,6-dioxopiperidin-3-yl)-1,3-dioxoisoindolin-5-yl)benzenesulfonamide | Clc1ccccc1S(=O)(=O)Nc2ccc3C(=O)N(C4CCC(=O)NC4=O)C(=O)c3c2 |
| **95** |  | 3-chloro-N-(2-(2,6-dioxopiperidin-3-yl)-1,3-dioxoisoindolin-5-yl)benzenesulfonamide | Clc1cccc(c1)S(=O)(=O)Nc2ccc3C(=O)N(C4CCC(=O)NC4=O)C(=O)c3c2 |

| Cmpd No.* | Structure | IUPAC Name‡ | SMILES‡ |
|---|---|---|---|
| 96 | 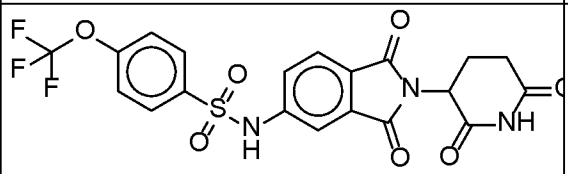 | N-(2-(2,6-dioxopiperidin-3-yl)-1,3-dioxoisoindolin-5-yl)-4-(trifluoromethoxy)benzenesulfonamide | FC(F)(F)Oc1ccc(cc1)S(=O)(=O)Nc2ccc3C(=O)N(C4CCC(=O)NC4=O)C(=O)c3c2 |
| 97 | 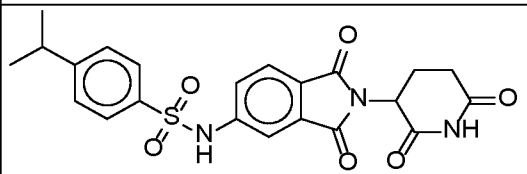 | N-(2-(2,6-dioxopiperidin-3-yl)-1,3-dioxoisoindolin-5-yl)-4-isopropylbenzenesulfonamide | CC(C)c1ccc(cc1)S(=O)(=O)Nc2ccc3C(=O)N(C4CCC(=O)NC4=O)C(=O)c3c2 |
| 98 | 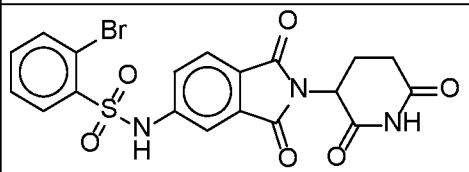 | 2-bromo-N-(2-(2,6-dioxopiperidin-3-yl)-1,3-dioxoisoindolin-5-yl)benzenesulfonamide | Brc1ccccc1S(=O)(=O)Nc2ccc3C(=O)N(C4CCC(=O)NC4=O)C(=O)c3c2 |
| 99 | 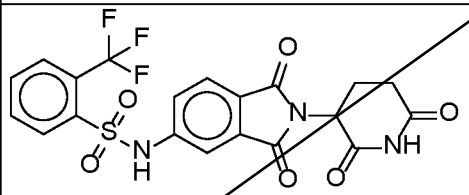 | N-(2-(2,6-dioxopiperidin-3-yl)-1,3-dioxoisoindolin-5-yl)-2-(trifluoromethyl)benzenesulfonamide | FC(F)(F)c1ccccc1S(=O)(=O)Nc2ccc3C(=O)N(C4CCC(=O)NC4=O)C(=O)c3c2 |

| Cmpd No.* | Structure | IUPAC Name‡ | SMILES‡ |
|---|---|---|---|
| 100 | 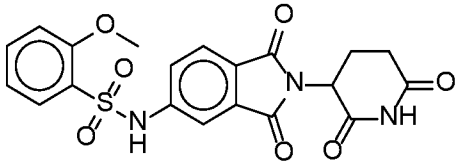 | N-(2-(2,6-dioxopiperidin-3-yl)-1,3-dioxoisoindolin-5-yl)-2-methoxybenzenesulfonamide | COc1ccccc1S(=O)(=O)Nc2ccc3C(=O)N(C4CCC(=O)NC4=O)C(=O)c3c2 |
| 101 | 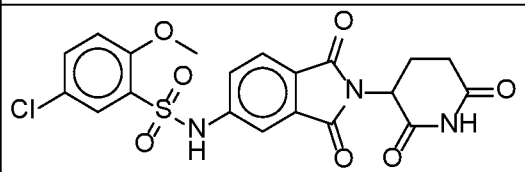 | 5-chloro-N-(2-(2,6-dioxopiperidin-3-yl)-1,3-dioxoisoindolin-5-yl)-2-methoxybenzenesulfonamide | COc1ccc(Cl)cc1S(=O)(=O)Nc2ccc3C(=O)N(C4CCC(=O)NC4=O)C(=O)c3c2 |
| 102 | 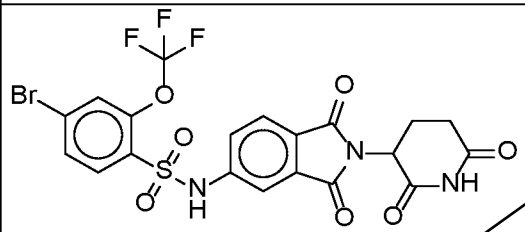 | 4-bromo-N-(2-(2,6-dioxopiperidin-3-yl)-1,3-dioxoisoindolin-5-yl)-2-(trifluoromethoxy)benzenesulfonamide | FC(F)(F)Oc1cc(Br)ccc1S(=O)(=O)Nc2ccc3C(=O)N(C4CCC(=O)NC4=O)C(=O)c3c2 |
| 103 | 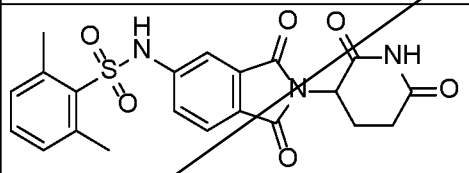 | N-(2-(2,6-dioxopiperidin-3-yl)-1,3-dioxoisoindolin-5-yl)-2,6-dimethylbenzenesulfonamide | O=C1NC(CCC1N2C(C(C=C(NS(C3=C(C)C=CC=C3C)(=O)=O)C=C4)=C4C2=O)=O)=O |

‡ Based on structure shown and generated using ChemDraw® (PerkinElmer Informatics, Inc., Waltham, Massachussetts), version 19.1.0.8.



plate using a Pintool on a Biomek FXP Laboratory Automation Workstation (Beckman Coulter). The plates were incubated in the dark for 1 hour at room temperature and then read on an Envision plate reader (PerkinElmer, Massachusetts, USA). $IC_{50}$ values were determined using a proprietary software RISE (Robust Investigation of Screening Experiments), developed in house on the Pipeline Pilot platform (Biovia, v. 17.2.0). Data represent the mean of three independent determinations.

**5. MV-4-11 CELL VIABILITY ASSAY.**

**[0743]** MV-4-11 cell line was purchased from the American Type Culture Collection (ATCC, Manassas, VA). The cells were cultured according to recommendations in IMDM cell culture media (ATCC). Exponentially growing MV-4-11 cells were plated at 1,000 cells per well in Corning 8804BC white 384-well assay plates and incubated overnight at 37 $^{o}$C in a humidified 5% $CO_2$ incubator. Compounds were transferred to the assay plate from a dose-response plate using a Pintool on a Biomek FXP Laboratory Automation Workstation (Beckman Coulter). Cytotoxicity was determined following 72 hours of incubation using Promega Cell Titer Glo reagent according to the manufacturer's recommendation. Luminescence was measured on an Envision plate reader (Perkin-Elmer).

**6. CELL PROLIFERATION AND LENALIDOMIDE COMPETITION ASSAY.**

**[0744]** Compounds were screened in human cancer cell lines and each cell line was cultured in the complete medium recommended by the vendor and seeded in Corning 8804BC white 384-well assay plates at density of 1,000, 1,000, 1,000, 1,500 and 7,500 cells per well, for MV4-11, HD-MB03, MB004, MB002 and MHH-CALL4 cells respectively. After overnight incubation at 37 °C in a humidified 5% $CO_2$ incubator, cells were treated with compounds in dose-response format using a Pintool on a Biomek $FX^P$ Laboratory Automation Workstation (Beckman Coulter). For lenalidomide competition assay, MV4-11 cell line was co-treated with 10 µM of Lenalidomide and DMSO or the respective compounds. After 72h incubation, cell proliferation was assessed using Cell Titer-Glo (CTG) luminescent cell viability assay (Promega) according to the manufacturer's instruction. Luminescence signal was measured using an Envision plate reader (Perkin-Elmer).

**7. MV4-11 CRBN KO CELL LINE.**

**[0745]** CRBN-deficient MV4:11 cells were generated using CRISPR-Cas9 technology. Briefly, 400,000 MV4:11 cells were transiently co-transfecting with precomplexed ribonuclear proteins (RNPs) consisting of 100 pmol of chemically modified sgRNA (5' – UGUAUGUGAUGUCGGCAGAC- 3', Synthego) (SEQID: 8) and 35 pmol of Cas9 protein (St. Jude Protein Production Core) via nucleofection (Lonza, 4D-Nucleofector™ X-unit) using solution SF and program DJ-100 in small (20 µl) cuvettes according to the manufacturer's

**Table 3.** Cereblon binding activity for representative compounds.

| Cmpd No.* | CRBN FP $IC_{50}$ | Cmpd No.* | CRBN FP $IC_{50}$ | Cmpd No.* | CRBN FP $IC_{50}$ |
|---|---|---|---|---|---|
| **1** | A | **19** | A | **37** | A |
| **2** | A | **20** | A | **38** | B |
| **3** | A | **21** | B | **39** | - |
| **4** | A | **22** | A | **40** | A |
| **5** | A | **23** | A | **41** | - |
| **6** | A | **24** | B | **42** | - |
| **7** | A | **25** | A | **43** | A |
| **8** | - | **26** | A | **44** | A |
| **9** | B | **27** | A | **45** | A |
| **10** | A | **28** | A | **46** | A |
| **11** | A | **29** | A | **47** | A |
| **12** | A | **30** | A | **48** | - |
| **13** | A | **31** | B | **49** | A |
| **14** | A | **32** | A | **50** | A |
| **15** | A | **33** | A | **51** | A |
| **16** | A | **34** | A | **52** | A |
| **17** | A | **35** | A | **53** | A |
| **18** | A | **36** | A | **54** | A |
| **55** | A | **73** | - | **91** | A |
| **56** | A | **74** | B | **92** | B |
| **57** | A | **75** | A | **93** | A |
| **58** | - | **76** | B | **94** | - |
| **59** | A | **77** | A | **95** | A |
| **60** | - | **78** | B | **96** | A |
| **61** | - | **79** | B | **97** | - |
| **62** | A | **80** | B | **98** | A |
| **63** | A | **81** | A | **99** | A |
| **64** | A | **82** | A | **100** | A |
| **65** | A | **83** | A | **101** | - |
| **66** | A | **84** | A | **102** | - |
| **67** | - | **85** | B | **103** | - |
| **68** | A | **86** | A | | |
| **69** | - | **87** | A | | |
| **70** | - | **88** | A | | |
| **71** | A | **89** | A | | |
| **72** | A | **90** | B | | |

### 21. RESULTS – GSPT1 ACTIVITY OF DISCLOSED COMPOUNDS.

**[0767]** GSPT1 activity was determined using the assay described herein below and the results are provided below in Table 4 for representative disclosed compounds. In Table 4 below, cereblon binding $EC_{50}$ values are categorized as follows: "A" represents $EC_{50}$ value <1 μM; "B" represents $EC_{50}$ value between 1 and 10 μM; and "C" represents EC50 value of >10 μM.

**Table 4.** GSPT1 activity for representative compounds.

| Cmpd No.* | GSPT1 HiBit $EC_{50}$ | Cmpd No.* | GSPT1 HiBit $EC_{50}$ | Cmpd No.* | GSPT1 HiBit $EC_{50}$ |
|---|---|---|---|---|---|
| **1** | A | **38** | | **83** | C |
| **2** | C | **43** | | **87** | C |
| **4** | C | **44** | | **89** | C |
| **5** | A | **46** | | **90** | C |
| **7** | C | **63** | C | **92** | C |
| **8** | C | **67** | | **95** | C |
| **9** | C | **70** | C | **96** | C |
| **10** | C | **71** | C | **98** | A |
| **12** | C | **72** | C | **99** | A |
| **15** | B | **75** | C | **100** | C |
| **16** | C | **76** | C | | |
| **17** | C | **77** | A | | |
| **18** | C | **78** | C | | |
| **20** | C | **81** | C | | |
| **21** | C | **82** | C | | |

**[0768] hGSPT1 HiBiT cell line.** HEK293_hGSPT1_HiBiT tagged cells were generated using CRISPR-Cas12a technology. Briefly, ~400,000 HEK293 cells were transiently co-transfecting with precomplexed ribonuclear proteins (RNPs) consisting of 80pmol of crRNA (IDT), 62 pmol of Cas12a protein (IDT), 3ug of ssODN donor (IDT; AltRTM modifications), 78pmol of electroporation enhancer (IDT), and 200ng of pMaxGFP(Lonza). The transfection was performed via nucleofection (Lonza, 4D-Nucleofector™ X-unit) using solution P3 and program CM-130 in a small (20ul) cuvette according to the manufacturer's recommended protocol. Five

**Table 2.** Yield, Purity, and MS Data for Exemplary Disclosed Compounds.

| Cmpd No.* | Structure | Yield** (mgs) | Yield (%) | Purity (%) | M+1 | Ret. Time | Mol. Wt. |
|---|---|---|---|---|---|---|---|
| **1** | 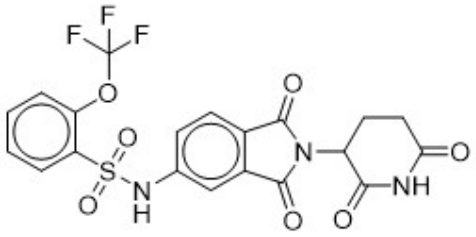 | 34 | 68.4 | >95 | 498.1 | 0.71 | 497.4 |
| **2** | 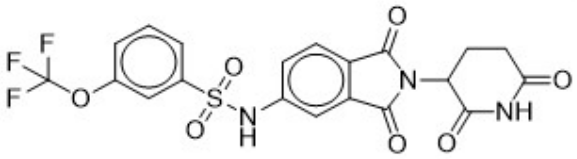 | 15.7 | 31.6 | >95 | 498.1 | 0.77 | 497.4 |
| **3** | 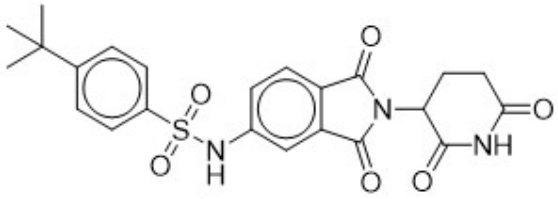 | 30.4 | 64.7 | >95 | 470.1 | 0.85 | 469.5 |

| Cmpd No.* | Structure | Yield** (mgs) | Yield (%) | Purity (%) | M+1 | Ret. Time | Mol. Wt. |
|---|---|---|---|---|---|---|---|
| **4** | 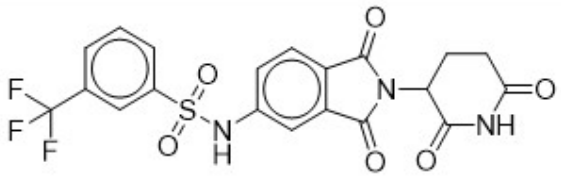 | 28.4 | 59 | >95 | 482.1 | 0.73 | 481.4 |
| **5** | 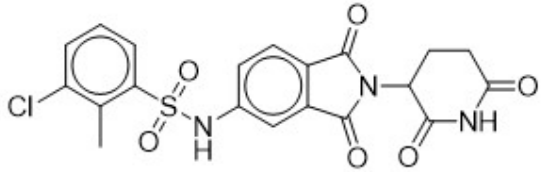 | 25.7 | 55.6 | >95 | 462.0 | 0.74 | 461.9 |
| **6** | 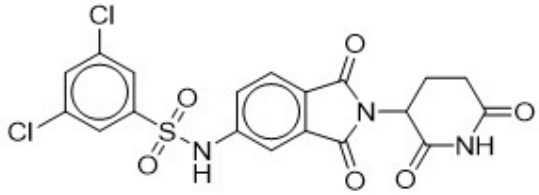 | 24.9 | 51.6 | >95 | 482.0 | 0.8 | 482.3 |
| **7** | 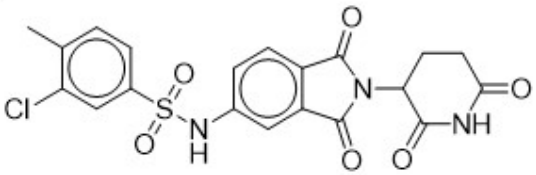 | 28.5 | 61.7 | >95 | 462.0 | 0.75 | 461.9 |

| Cmpd No.* | Structure | Yield** (mgs) | Yield (%) | Purity (%) | M+1 | Ret. Time | Mol. Wt. |
|---|---|---|---|---|---|---|---|
| **8** | 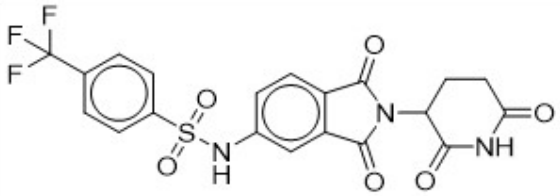 | 29.8 | 61.9 | >95 | 482.1 | 1.82 | 481.4 |
| **9** | 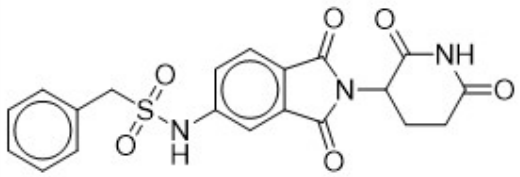 | 4.4 | 10.3 | >95 | 428.1 | 0.57 | 427.4 |
| **10** | 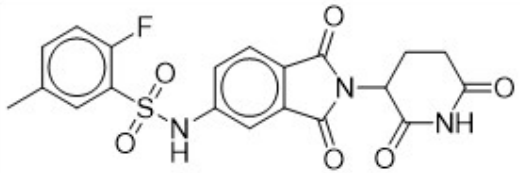 | 21 | 47.1 | >95 | 446.1 | 0.64 | 445.4 |
| **11** | 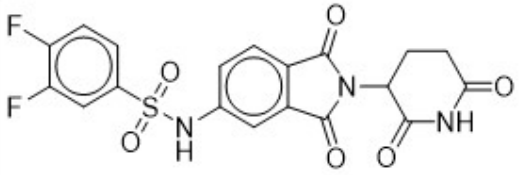 | 24 | 53.4 | >95 | 450.0 | 0.65 | 449.4 |

| Cmpd No.* | Structure | Yield** (mgs) | Yield (%) | Purity (%) | M+1 | Ret. Time | Mol. Wt. |
|---|---|---|---|---|---|---|---|
| 12 | 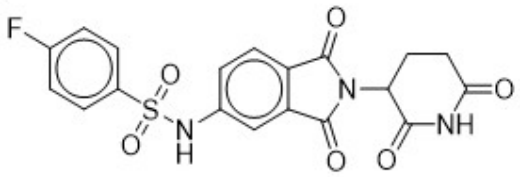 | 21.1 | 48.9 | >95 | 432.1 | 0.6 | 431.4 |
| 13 | 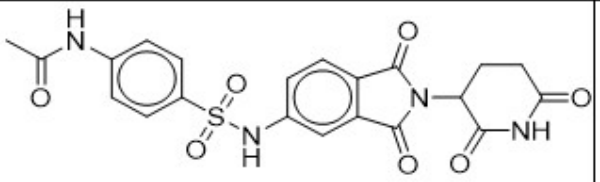 | 22 | 46.8 | >95 | 471.1 | 0.48 | 470.5 |
| 14 | 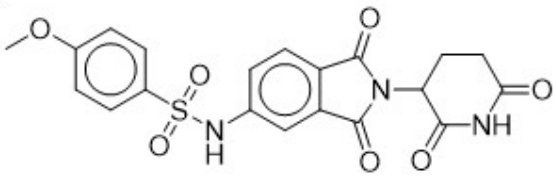 | 12.4 | 28 | >95 | 444.1 | 0.6 | 443.4 |
| 15 | 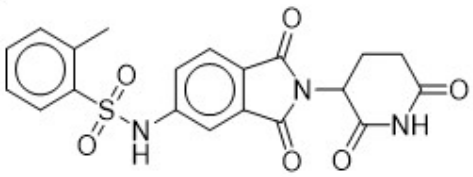 | 9.9 | 23.2 | >95 | 428.1 | 0.62 | 427.4 |

| Cmpd No.* | Structure | Yield** (mgs) | Yield (%) | Purity (%) | M+1 | Ret. Time | Mol. Wt. |
|---|---|---|---|---|---|---|---|
| **16** | 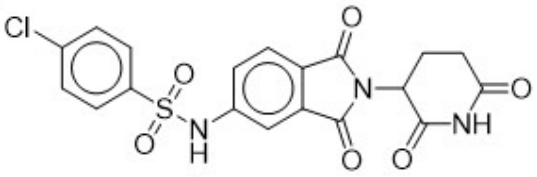 | 7.6 | 16.9 | >95 | 448.0 | 0.68 | 447.8 |
| **17** | 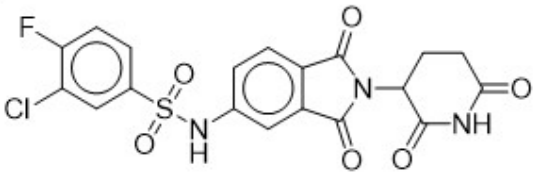 | 22.4 | 48.1 | >95 | 466.0 | 0.69 | 465.8 |
| **18** | 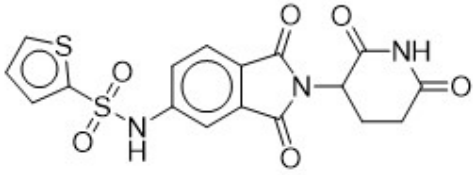 | 8.1 | 19.3 | >95 | 420.0 | 0.55 | 419.4 |
| **19** | 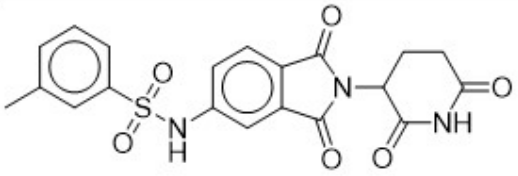 | 24.4 | 57.1 | >95 | 428.1 | 0.64 | 427.4 |

| Cmpd No.* | Structure | Yield** (mgs) | Yield (%) | Purity (%) | M+1 | Ret. Time | Mol. Wt. |
|---|---|---|---|---|---|---|---|
| **20** | 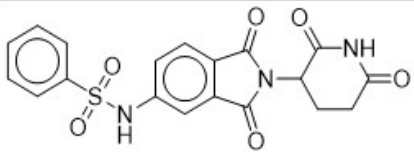 | 25.4 | 61.4 | >95 | 414.1 | 0.57 | 413.4 |
| **21** | 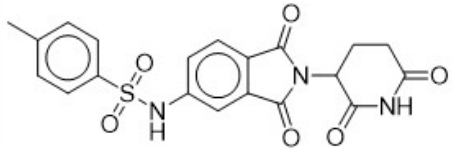 | 8.3 | 19.4 | >95 | 428.1 | 0.64 | 427.4 |
| **22** | 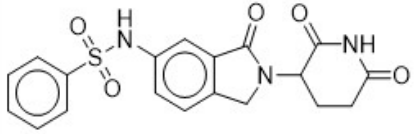 | 6.9 | 23 | >95 | 400.1 | 0.53 | 399.4 |
| **23** | 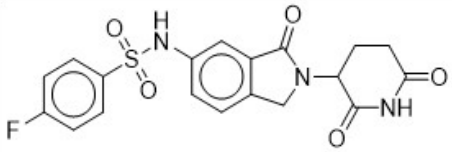 | 7.3 | 23.3 | >95 | 418.1 | 0.55 | 417.4 |
| **24** | 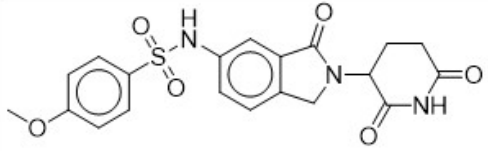 | 11.1 | 34.5 | >95 | 430.1 | 0.55 | 429.4 |

| Cmpd No.* | Structure | Yield** (mgs) | Yield (%) | Purity (%) | M+1 | Ret. Time | Mol. Wt. |
|---|---|---|---|---|---|---|---|
| 25 | 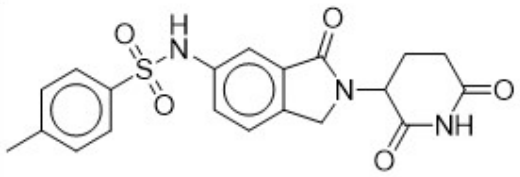 | 6.2 | 19.9 | >95 | 414.1 | 0.59 | 413.4 |
| 26 | 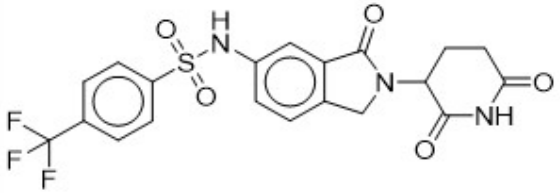 | 10.9 | 31.1 | >95 | 468.1 | 0.69 | 467.4 |
| 27 | 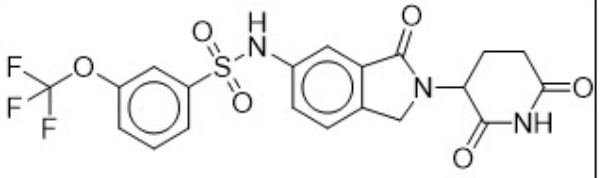 | 10.8 | 29.8 | >95 | 484.1 | 0.69 | 483.4 |
| 28 | 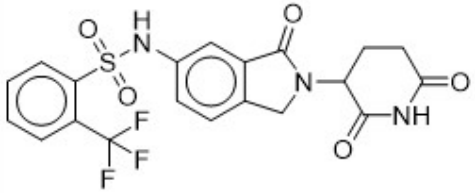 | 15.8 | 45.1 | >95 | 468.1 | 0.63 | 467.4 |

| Cmpd No.* | Structure | Yield** (mgs) | Yield (%) | Purity (%) | M+1 | Ret. Time | Mol. Wt. |
|---|---|---|---|---|---|---|---|
| **29** | 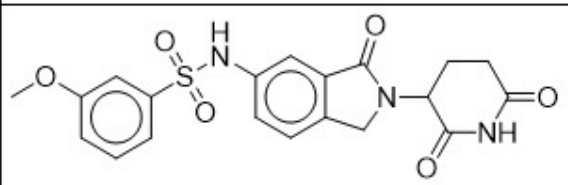 | 17.4 | 54 | >95 | 430.1 | 0.56 | 429.4 |
| **30** | 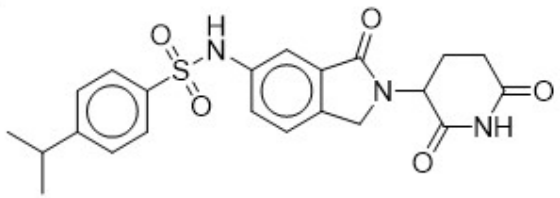 | 6.8 | 20.5 | >95 | 442.1 | 0.71 | 441.5 |
| **31** | 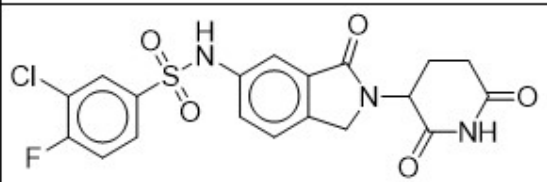 | 16.2 | 47.8 | >95 | 452.0 | 0.65 | 451.9 |
| **32** | 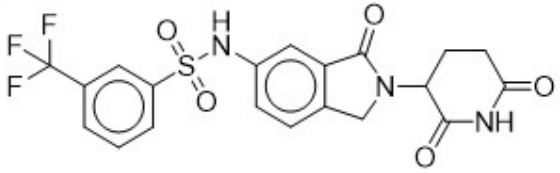 | 8.3 | 23.7 | >95 | 468.1 | 0.67 | 467.4 |

| Cmpd No.* | Structure | Yield** (mgs) | Yield (%) | Purity (%) | M+1 | Ret. Time | Mol. Wt. |
|---|---|---|---|---|---|---|---|
| 33 | 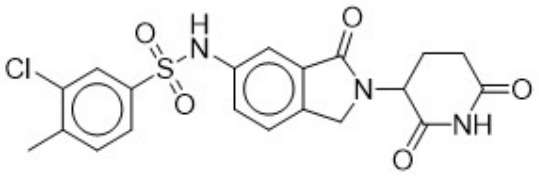 | 9.7 | 28.9 | >95 | 448.1 | 0.69 | 447.9 |
| 34 | 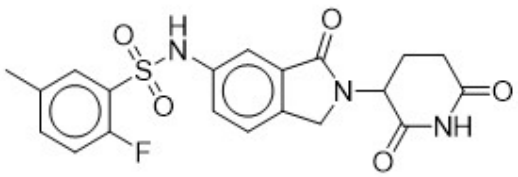 | 20.4 | 63 | >95 | 432.1 | 0.59 | 431.4 |
| 35 | 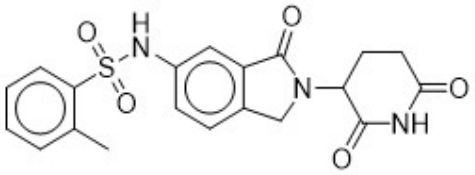 | 13.2 | 42.6 | >95 | 414.1 | 0.57 | 413.4 |
| 36 | 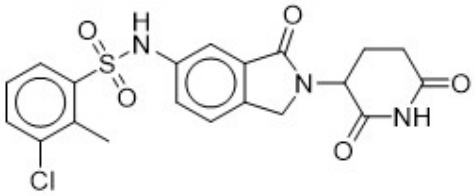 | 8.5 | 25.3 | >95 | 448.1 | 0.69 | 447.9 |

| Cmpd No.* | Structure | Yield** (mgs) | Yield (%) | Purity (%) | M+1 | Ret. Time | Mol. Wt. |
|---|---|---|---|---|---|---|---|
| 37 | 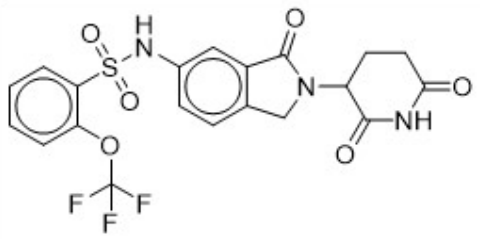 | 5.2 | 14.3 | >95 | 484.1 | 0.65 | 483.4 |
| 38 | 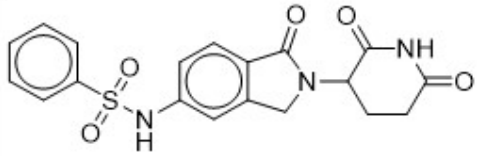 | 7.4 | 24.7 | >95 | 400.1 | 0.52 | 399.4 |
| 39 | 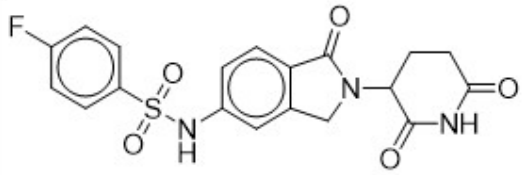 | 9.2 | 29.4 | >95 | 418.1 | 0.55 | 417.4 |
| 40 | 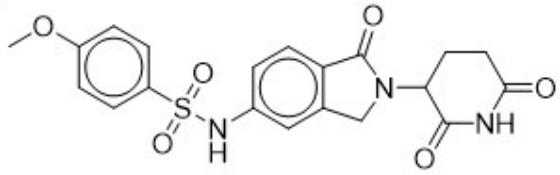 | 9.6 | 29.8 | >95 | 430.1 | 0.54 | 429.4 |

| Cmpd No.* | Structure | Yield** (mgs) | Yield (%) | Purity (%) | M+1 | Ret. Time | Mol. Wt. |
|---|---|---|---|---|---|---|---|
| **41** | 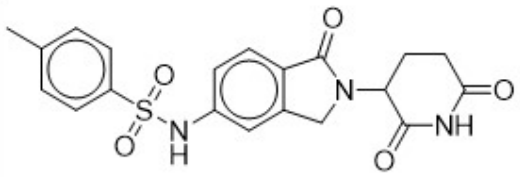 | 4.9 | 15.8 | >95 | 414.1 | 0.58 | 413.4 |
| **42** | 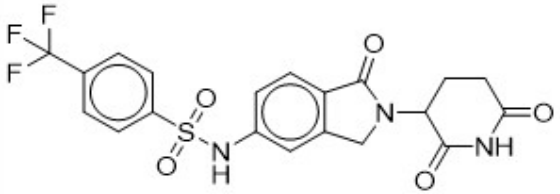 | 14.6 | 41.6 | >95 | 468.1 | 0.68 | 467.4 |
| **43** | 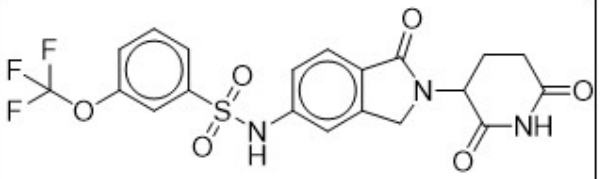 | 19.1 | 52.7 | >95 | 484.1 | 0.7 | 483.4 |
| **44** | 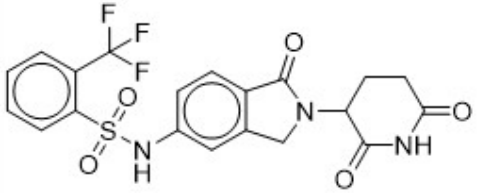 | 10.8 | 30.8 | >95 | 468.1 | 0.61 | 467.4 |

| Cmpd No.* | Structure | Yield** (mgs) | Yield (%) | Purity (%) | M+1 | Ret. Time | Mol. Wt. |
|---|---|---|---|---|---|---|---|
| **45** | 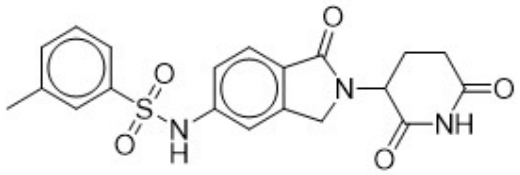 | 11.2 | 36.1 | >95 | 414.1 | 0.58 | 413.4 |
| **46** | 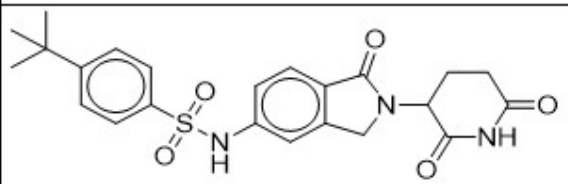 | 9.1 | 26.6 | >95 | 456.2 | 0.77 | 455.5 |
| **47** | 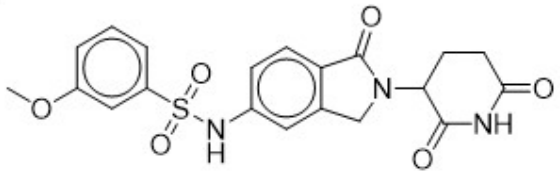 | 12.9 | 40.1 | >95 | 430.1 | 0.55 | 429.4 |
| **48** | 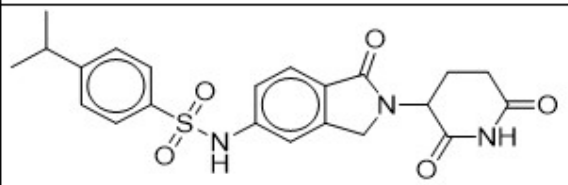 | 7.3 | 22.1 | >95 | 442.1 | 0.7 | 441.5 |

| Cmpd No.* | Structure | Yield** (mgs) | Yield (%) | Purity (%) | M+1 | Ret. Time | Mol. Wt. |
|---|---|---|---|---|---|---|---|
| **49** | 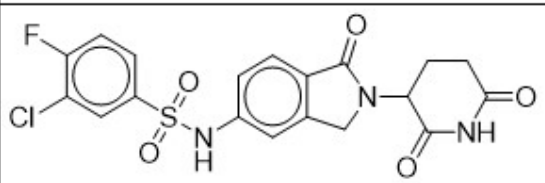 | 12.7 | 37.5 | >95 | 452.0 | 0.65 | 451.9 |
| **50** | 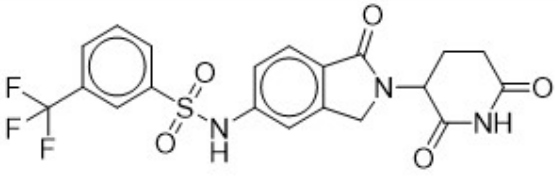 | 7.9 | 22.5 | >95 | 468.1 | 0.67 | 467.4 |
| **51** | 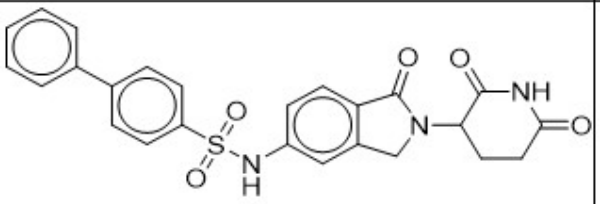 | 10.3 | 28.9 | >95 | 476.1 | 0.76 | 475.5 |
| **52** | 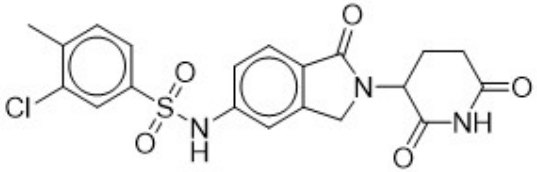 | 4.8 | 14.3 | >95 | 448.1 | 0.68 | 447.9 |

| Cmpd No.* | Structure | Yield** (mgs) | Yield (%) | Purity (%) | M+1 | Ret. Time | Mol. Wt. |
|---|---|---|---|---|---|---|---|
| 53 | 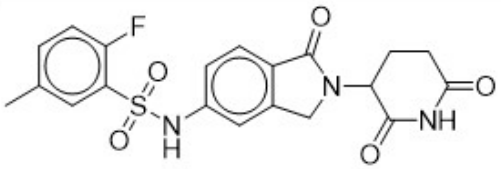 | 7.7 | 23.8 | >95 | 432.1 | 0.59 | 431.4 |
| 54 | 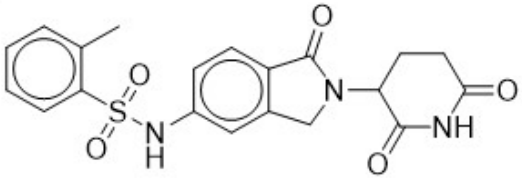 | 8.9 | 28.7 | >95 | 414.1 | 0.56 | 413.4 |
| 55 | 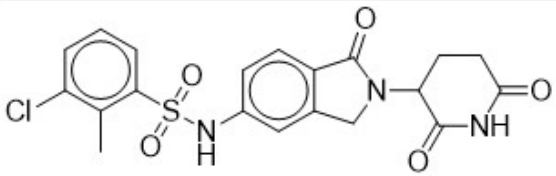 | 11.6 | 34.5 | >95 | 448.1 | 0.68 | 447.9 |
| 56 | 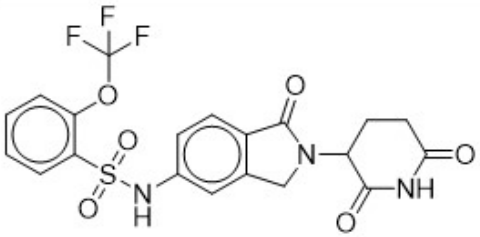 | 14.9 | 41.1 | >95 | 484.1 | 0.65 | 483.4 |

| Cmpd No.* | Structure | Yield** (mgs) | Yield (%) | Purity (%) | M+1 | Ret. Time | Mol. Wt. |
|---|---|---|---|---|---|---|---|
| **57** | 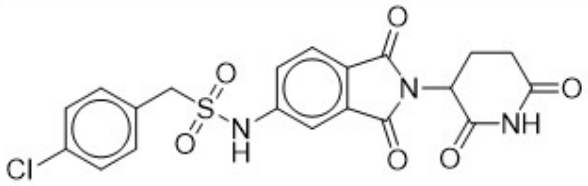 | 4.2 | 12.1 | >95 | 462.0 | 0.65 | 461.9 |
| **58** | 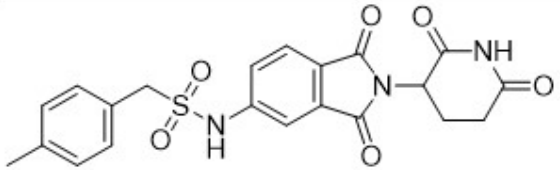 | 3.9 | 11.8 | 80-85 | 442.1 | 0.63 | 441.5 |
| **59** | 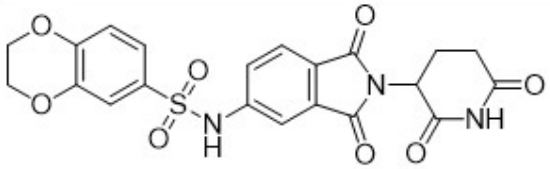 | 2.4 | 6.8 | >95 | 472.1 | 0.56 | 471.4 |
| **60** | 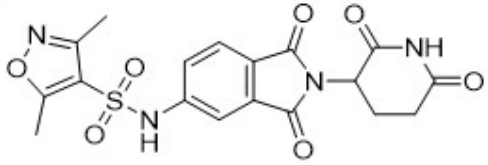 | 3.1 | 9.6 | 80-85 | 433.1 | 0.53 | 432.4 |

| Cmpd No.* | Structure | Yield** (mgs) | Yield (%) | Purity (%) | M+1 | Ret. Time | Mol. Wt. |
|---|---|---|---|---|---|---|---|
| 61 | 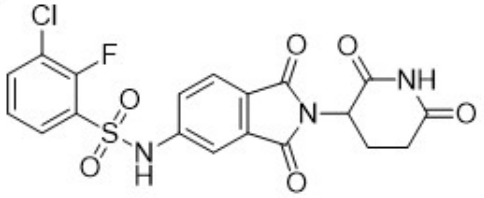 | 4.2 | 12 | >95 | 466.0 | 0.65 | 465.8 |
| 62 | 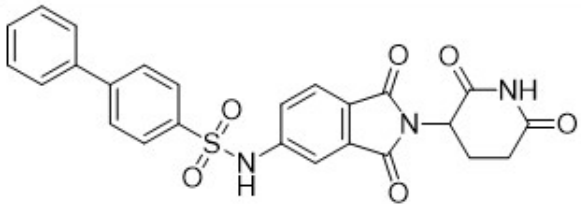 | 3.8 | 10.4 | >95 | 490.1 | 0.81 | 489.5 |
| 63 | 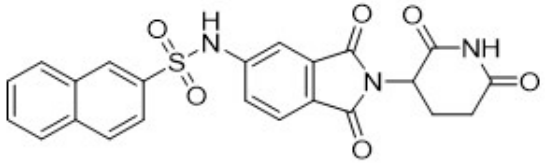 | 3.6 | 10.4 | >95 | 464.1 | 0.71 | 463.5 |
| 64 | 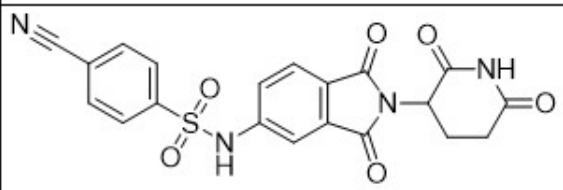 | 3.4 | 10.3 | 90-95 | 439.1 | 0.54 | 438.4 |

| Cmpd No.* | Structure | Yield** (mgs) | Yield (%) | Purity (%) | M+1 | Ret. Time | Mol. Wt. |
|---|---|---|---|---|---|---|---|
| 65 | 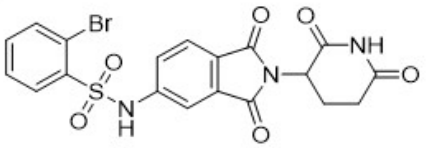 | 6.1 | 16.5 | 85-90 | 492.0 | 0.6 | 492.3 |
| 66 | 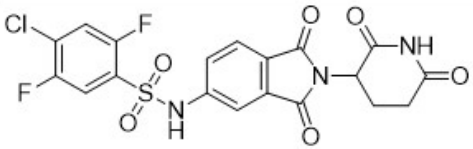 | 4.5 | 12.4 | 90-95 | 484.0 | 0.71 | 483.8 |
| 67 | 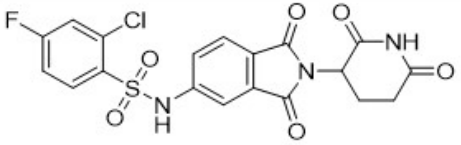 | 3.8 | 10.9 | 90-95 | 466.0 | 0.63 | 465.8 |
| 68 | 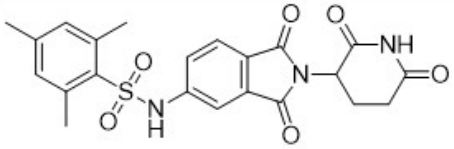 | 5 | 14.6 | >95 | 456.1 | 0.76 | 455.5 |
| 69 | 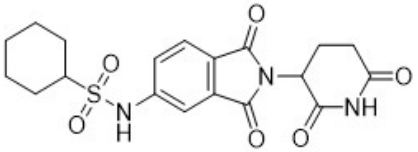 | 0.6 | 1.9 | 90-95 | 420.1 | 0.62 | 419.5 |

| Cmpd No.* | Structure | Yield** (mgs) | Yield (%) | Purity (%) | M+1 | Ret. Time | Mol. Wt. |
|---|---|---|---|---|---|---|---|
| 70 | 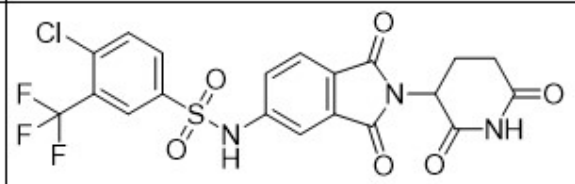 | 17.6 | 45.5 | >95 | 516.0 | 0.82 | 515.8 |
| 71 | 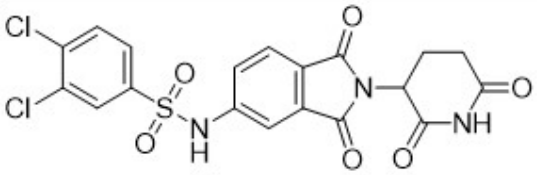 | 18.9 | 52.3 | >95 | 482.0 | 0.77 | 482.3 |
| 72 | 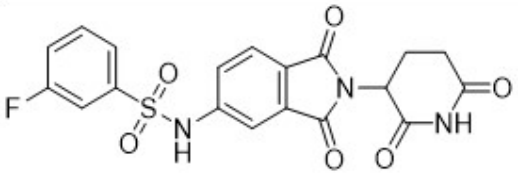 | 7.3 | 22.6 | >95 | 432.1 | 0.59 | 431.4 |
| 73 | 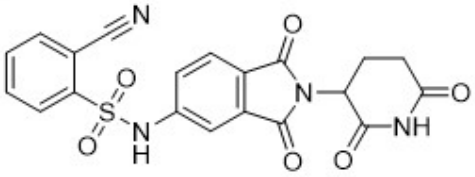 | 5.4 | 16.4 | 80-85 | 439.1 | 0.49 | 438.4 |

| Cmpd No.* | Structure | Yield** (mgs) | Yield (%) | Purity (%) | M+1 | Ret. Time | Mol. Wt. |
|---|---|---|---|---|---|---|---|
| **74** | 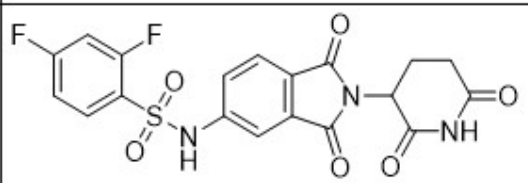 | 12.3 | 36.5 | >95 | 450.0 | 0.59 | 449.4 |
| **75** | 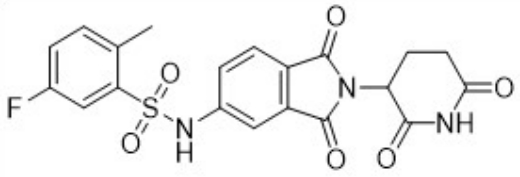 | 24.3 | 72.7 | >95 | 446.1 | 0.65 | 445.4 |
| **76** | 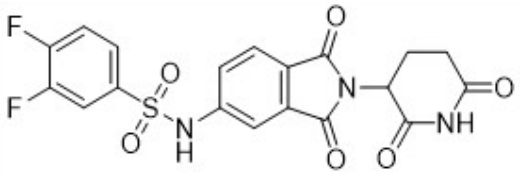 | 15.4 | 45.7 | >95 | 450.0 | 0.63 | 449.4 |
| **77** | 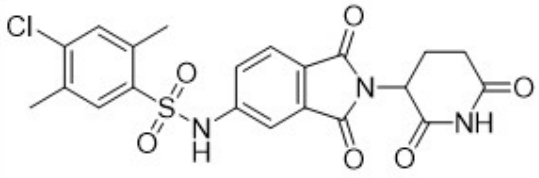 | 24.7 | 69.2 | >95 | 476.1 | 0.83 | 475.9 |

| Cmpd No.* | Structure | Yield** (mgs) | Yield (%) | Purity (%) | M+1 | Ret. Time | Mol. Wt. |
|---|---|---|---|---|---|---|---|
| **78** | 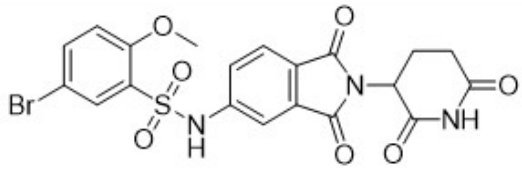 | 2.7 | 6.9 | >95 | 522.0 | 0.69 | 522.3 |
| **79** | 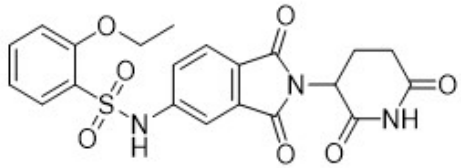 | 4.6 | 13.4 | >95 | 458.1 | 0.61 | 457.5 |
| **80** | 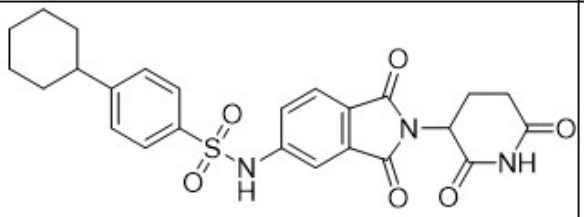 | 20.3 | 54.6 | >95 | 496.1 | 0.99 | 495.6 |
| **81** | 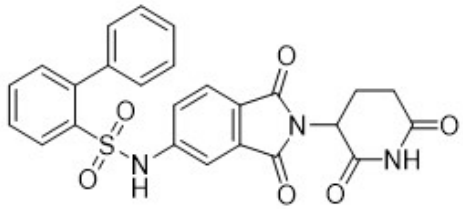 | 8 | 21.8 | 90-95 | 490.1 | 0.77 | 489.5 |

| Cmpd No.* | Structure | Yield** (mgs) | Yield (%) | Purity (%) | M+1 | Ret. Time | Mol. Wt. |
|---|---|---|---|---|---|---|---|
| 82 | 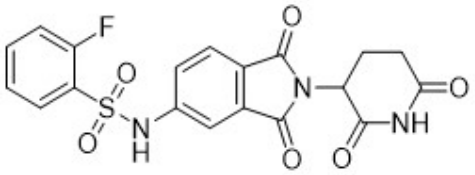 | 16.6 | 51.3 | >95 | 432.1 | 0.55 | 431.4 |
| 83 | 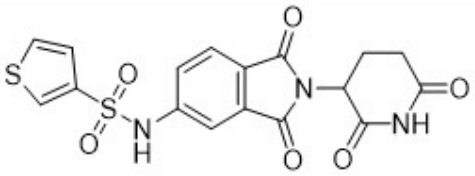 | 6.4 | 20.4 | >95 | 420.0 | 0.51 | 419.4 |
| 84 | 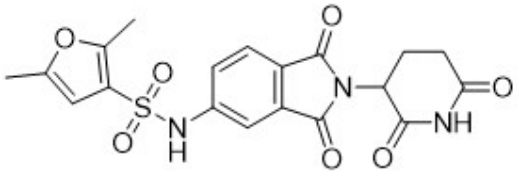 | 18.1 | 55.9 | >95 | 432.1 | 0.61 | 431.4 |
| 85 | 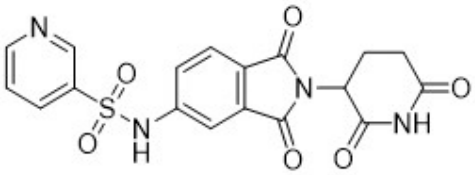 | 9 | 29 | >95 | 415.1 | 0.43 | 414.4 |

| Cmpd No.* | Structure | Yield** (mgs) | Yield (%) | Purity (%) | M+1 | Ret. Time | Mol. Wt. |
|---|---|---|---|---|---|---|---|
| **86** | 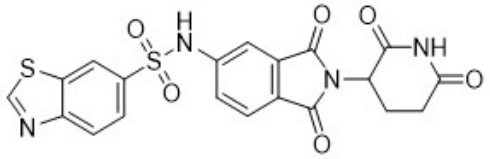 | 9 | 25.5 | >95 | 471.0 | 0.51 | 470.5 |
| **87** | 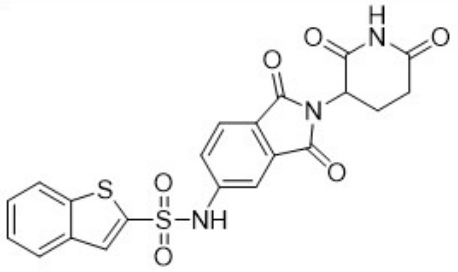 | 14.8 | 42 | >95 | 470.0 | 0.72 | 469.5 |
| **88** | 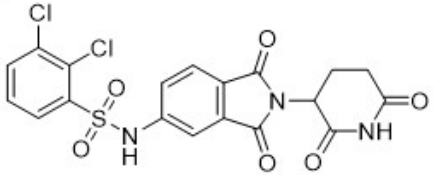 | 16.6 | 45.9 | >95 | 482.0 | 0.69 | 482.3 |
| **89** | 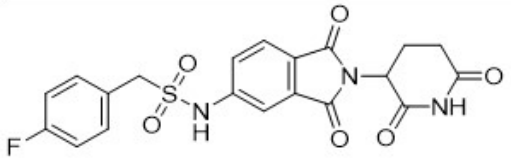 | 5 | 14.9 | 90-95 | 446.1 | 0.58 | 445.4 |

| Cmpd No.* | Structure | Yield** (mgs) | Yield (%) | Purity (%) | M+1 | Ret. Time | Mol. Wt. |
|---|---|---|---|---|---|---|---|
| **90** | 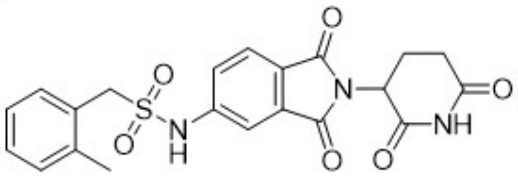 | 11.5 | 34.7 | >95 | 442.1 | 0.62 | 441.5 |
| **91** | 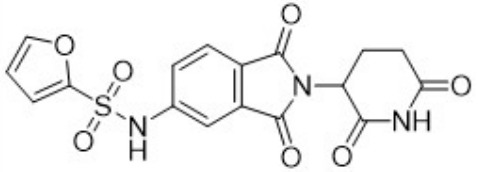 | 15.4 | 50.9 | >95 | 404.0 | 0.48 | 403.4 |
| **92** | 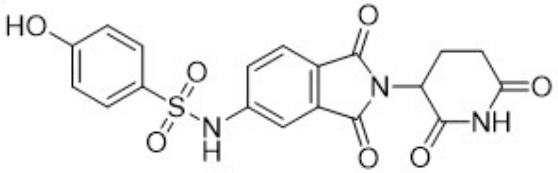 | 9.5 | 29.5 | 90-95 | 430.1 | 0.45 | 429.4 |
| **93** | 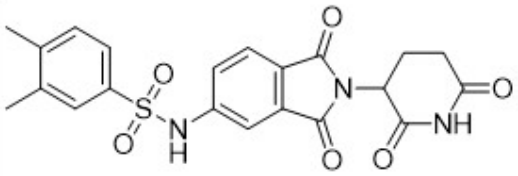 | 19.8 | 59.8 | >95 | 442.1 | 0.68 | 441.5 |

| Cmpd No.* | Structure | Yield** (mgs) | Yield (%) | Purity (%) | M+1 | Ret. Time | Mol. Wt. |
|---|---|---|---|---|---|---|---|
| **94** | 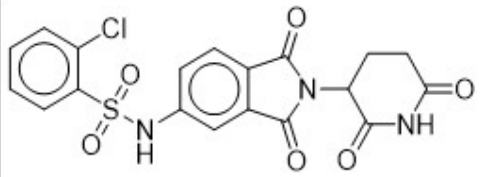 | 13.2 | 40.3 | >95 | 448.5 | 0.62 | 447.8 |
| **95** | 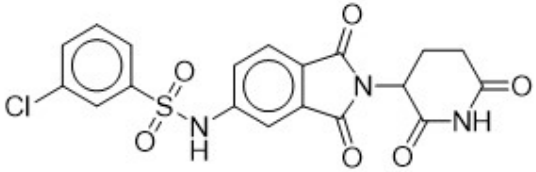 | 9.0 | 27.5 | >95 | 448.4 | 0.69 | 447.8 |
| **96** | 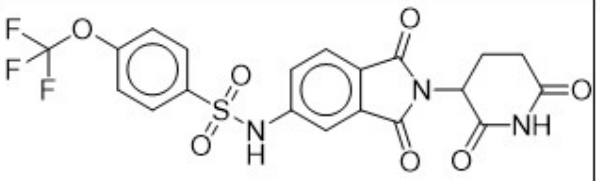 | 4.5 | 12.4 | >95 | 498.6 | 0.78 | 497.4 |
| **97** | 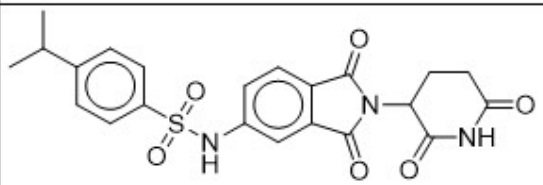 | 7 | 16.8 | >95 | 456.7 | 0.8 | 455.5 |

| Cmpd No.* | Structure | Yield** (mgs) | Yield (%) | Purity (%) | M+1 | Ret. Time | Mol. Wt. |
|---|---|---|---|---|---|---|---|
| **98** | 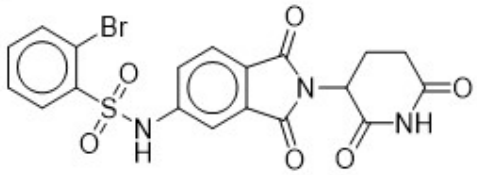 | 4 | 8.9 | >95 | 494.5 | 0.63 | 492.3 |
| **99** | 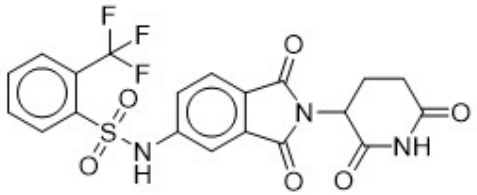 | 13 | 29.5 | >95 | 482.5 | 0.68 | 481.4 |
| **100** | 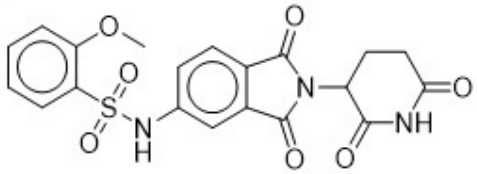 | 17 | 41.9 | >95 | 444.4 | 0.57 | 443.4 |
| **101** | 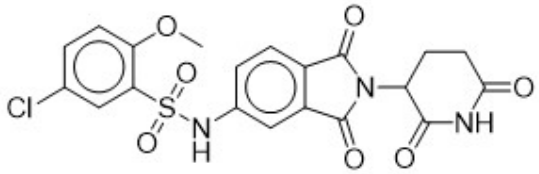 | 0.7 | 1.6 | >95 | 479.5 | 0.69 | 477.9 |

| Cmpd No.* | Structure | Yield** (mgs) | Yield (%) | Purity (%) | M+1 | Ret. Time | Mol. Wt. |
|---|---|---|---|---|---|---|---|
| **102** | 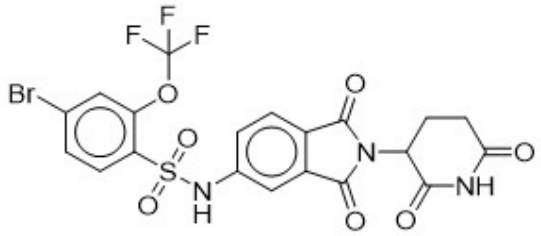 | 6.4 | 12.1 | >95 | 577.2 | 0.85 | 576.3 |
| **103** | 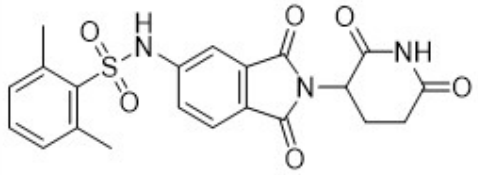 | 19.8 | 61.3 | >95 | 442.3 | 0.70 | 441.5 |

* "Cmpd No." refers to compound number and is used herein throughout.

** Yields based upon the following reactant amounts: 0.1 mmol of 5-amino-2-(2,6-dioxopiperidin-3-yl)isoindoline-1,3-dione and the corresponding sulfonyl chloride (2.0 equiv, 0.2 mmol) for compounds 1-37 and 94-103; and 0.075 mmol of 5-amino-2-(2,6-dioxopiperidin-3-yl)isoindoline-1,3-dione and the corresponding sulfonyl chloride (2.0 equiv, 0.15 mmol) for compounds 38-93 (see synthesis scheme above).

**Table 2, continued.**

| Cmpd No.* | Structure | IUPAC Name‡ | SMILES‡ |
|---|---|---|---|
| 1 | 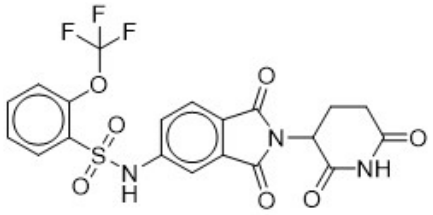 | N-(2-(2,6-dioxopiperidin-3-yl)-1,3-dioxoisoindolin-5-yl)-2-(trifluoromethoxy)benzenesulfonamide | FC(F)(F)Oc1ccccc1S(=O)(=O)Nc2ccc3C(=O)N(C4CCC(=O)NC4=O)C(=O)c3c2 |
| 2 | 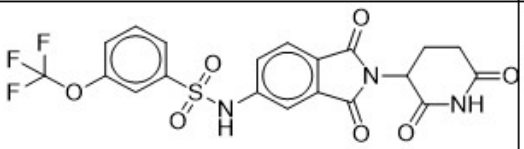 | N-(2-(2,6-dioxopiperidin-3-yl)-1,3-dioxoisoindolin-5-yl)-3-(trifluoromethoxy)benzenesulfonamide | FC(F)(F)Oc1cccc(c1)S(=O)(=O)Nc2ccc3C(=O)N(C4CCC(=O)NC4=O)C(=O)c3c2 |
| 3 | 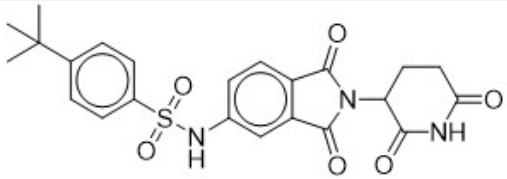 | 4-(tert-butyl)-N-(2-(2,6-dioxopiperidin-3-yl)-1,3-dioxoisoindolin-5-yl)benzenesulfonamide | CC(C)(C)c1ccc(cc1)S(=O)(=O)Nc2ccc3C(=O)N(C4CCC(=O)NC4=O)C(=O)c3c2 |
| 4 | 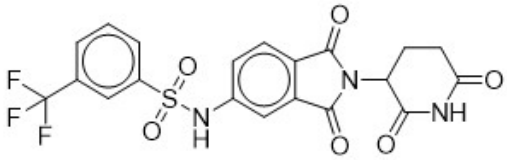 | N-(2-(2,6-dioxopiperidin-3-yl)-1,3-dioxoisoindolin-5-yl)-3-(trifluoromethyl)benzenesulfonamide | FC(F)(F)c1cccc(c1)S(=O)(=O)Nc2ccc3C(=O)N(C4CCC(=O)NC4=O)C(=O)c3c2 |

| Cmpd No.* | Structure | IUPAC Name‡ | SMILES‡ |
|---|---|---|---|
| 5 | 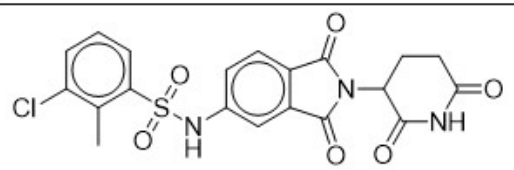 | 3-chloro-N-(2-(2,6-dioxopiperidin-3-yl)-1,3-dioxoisoindolin-5-yl)-2-methylbenzenesulfonamide | Cc1c(Cl)cccc1S(=O)(=O)Nc2ccc3C(=O)N(C4CCC(=O)NC4=O)C(=O)c3c2 |
| 6 | 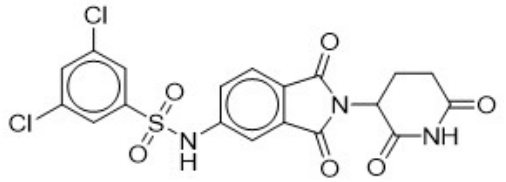 | 3,5-dichloro-N-(2-(2,6-dioxopiperidin-3-yl)-1,3-dioxoisoindolin-5-yl)benzenesulfonamide | Clc1cc(Cl)cc(c1)S(=O)(=O)Nc2ccc3C(=O)N(C4CCC(=O)NC4=O)C(=O)c3c2 |
| 7 | 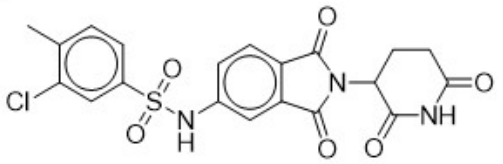 | 3-chloro-N-(2-(2,6-dioxopiperidin-3-yl)-1,3-dioxoisoindolin-5-yl)-4-methylbenzenesulfonamide | Cc1ccc(cc1Cl)S(=O)(=O)Nc2ccc3C(=O)N(C4CCC(=O)NC4=O)C(=O)c3c2 |
| 8 | 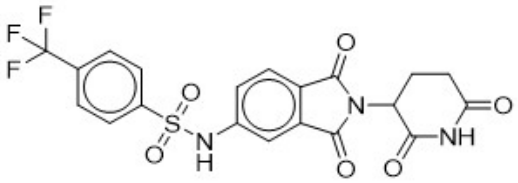 | N-(2-(2,6-dioxopiperidin-3-yl)-1,3-dioxoisoindolin-5-yl)-4-(trifluoromethyl)benzenesulfonamide | FC(F)(F)c1ccc(cc1)S(=O)(=O)Nc2ccc3C(=O)N(C4CCC(=O)NC4=O)C(=O)c3c2 |

| Cmpd No.* | Structure | IUPAC Name‡ | SMILES‡ |
|---|---|---|---|
| 9 | 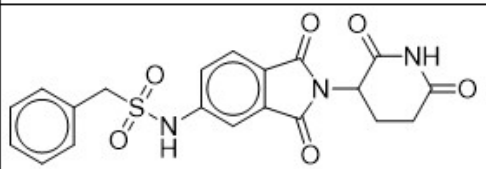 | N-(2-(2,6-dioxopiperidin-3-yl)-1,3-dioxoisoindolin-5-yl)-1-phenylmethanesulfonamide | O=C1CCC(N2C(=O)c3ccc(NS(=O)(=O)Cc4ccccc4)cc3C2=O)C(=O)N1 |
| 10 | 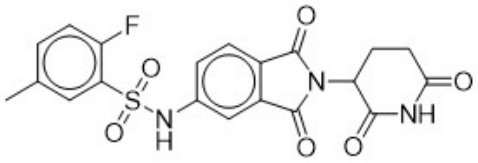 | N-(2-(2,6-dioxopiperidin-3-yl)-1,3-dioxoisoindolin-5-yl)-2-fluoro-5-methylbenzenesulfonamide | Cc1ccc(F)c(c1)S(=O)(=O)Nc2ccc3C(=O)N(C4CCC(=O)NC4=O)C(=O)c3c2 |
| 11 | 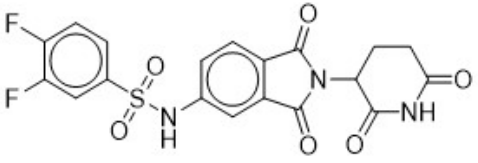 | N-(2-(2,6-dioxopiperidin-3-yl)-1,3-dioxoisoindolin-5-yl)-3,4-difluorobenzenesulfonamide | Fc1ccc(cc1F)S(=O)(=O)Nc2ccc3C(=O)N(C4CCC(=O)NC4=O)C(=O)c3c2 |
| 12 | 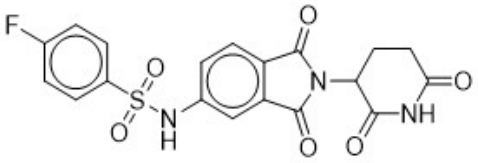 | N-(2-(2,6-dioxopiperidin-3-yl)-1,3-dioxoisoindolin-5-yl)-4-fluorobenzenesulfonamide | Fc1ccc(cc1)S(=O)(=O)Nc2ccc3C(=O)N(C4CCC(=O)NC4=O)C(=O)c3c2 |

| Cmpd No.* | Structure | IUPAC Name‡ | SMILES‡ |
|---|---|---|---|
| 13 | 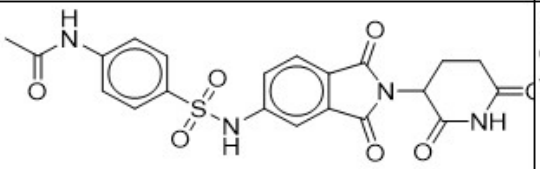 | N-(4-(N-(2-(2,6-dioxopiperidin-3-yl)-1,3-dioxoisoindolin-5-yl)sulfamoyl)phenyl)acetamide | CC(=O)Nc1ccc(cc1)S(=O)(=O)Nc2ccc3C(=O)N(C4CCC(=O)NC4=O)C(=O)c3c2 |
| 14 | 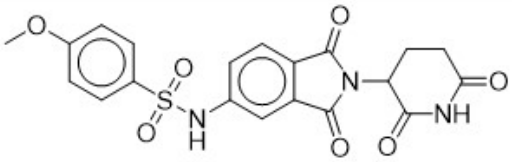 | N-(2-(2,6-dioxopiperidin-3-yl)-1,3-dioxoisoindolin-5-yl)-4-methoxybenzenesulfonamide | COc1ccc(cc1)S(=O)(=O)Nc2ccc3C(=O)N(C4CCC(=O)NC4=O)C(=O)c3c2 |
| 15 | 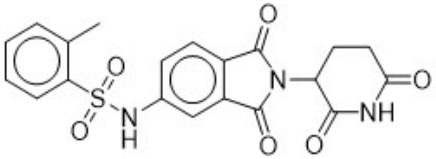 | N-(2-(2,6-dioxopiperidin-3-yl)-1,3-dioxoisoindolin-5-yl)-2-methylbenzenesulfonamide | Cc1ccccc1S(=O)(=O)Nc2ccc3C(=O)N(C4CCC(=O)NC4=O)C(=O)c3c2 |
| 16 | 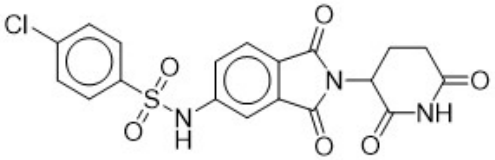 | 4-chloro-N-(2-(2,6-dioxopiperidin-3-yl)-1,3-dioxoisoindolin-5-yl)benzenesulfonamide | Clc1ccc(cc1)S(=O)(=O)Nc2ccc3C(=O)N(C4CCC(=O)NC4=O)C(=O)c3c2 |

| Cmpd No.* | Structure | IUPAC Name‡ | SMILES‡ |
|---|---|---|---|
| 17 | 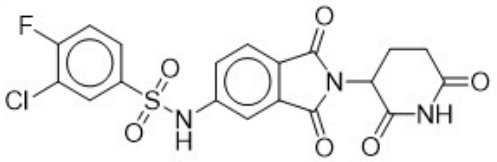 | 3-chloro-N-(2-(2,6-dioxopiperidin-3-yl)-1,3-dioxoisoindolin-5-yl)-4-fluorobenzenesulfonamide | Fc1ccc(cc1Cl)S(=O)(=O)Nc2ccc3C(=O)N(C4CCC(=O)NC4=O)C(=O)c3c2 |
| 18 | 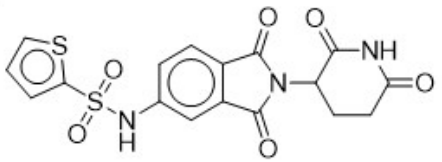 | N-(2-(2,6-dioxopiperidin-3-yl)-1,3-dioxoisoindolin-5-yl)thiophene-2-sulfonamide | O=C1CCC(N2C(=O)c3ccc(NS(=O)(=O)c4cccs4)cc3C2=O)C(=O)N1 |
| 19 | 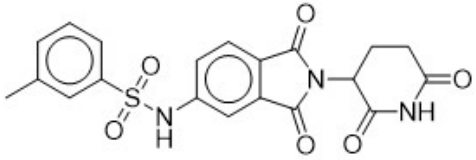 | N-(2-(2,6-dioxopiperidin-3-yl)-1,3-dioxoisoindolin-5-yl)-3-methylbenzenesulfonamide | Cc1cccc(c1)S(=O)(=O)Nc2ccc3C(=O)N(C4CCC(=O)NC4=O)C(=O)c3c2 |
| 20 | 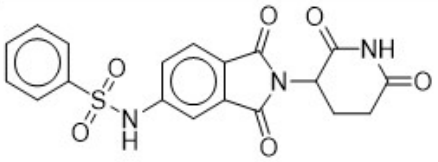 | N-(2-(2,6-dioxopiperidin-3-yl)-1,3-dioxoisoindolin-5-yl)benzenesulfonamide | O=C1CCC(N2C(=O)c3ccc(NS(=O)(=O)c4ccccc4)cc3C2=O)C(=O)N1 |

| Cmpd No.* | Structure | IUPAC Name‡ | SMILES‡ |
|---|---|---|---|
| 21 | 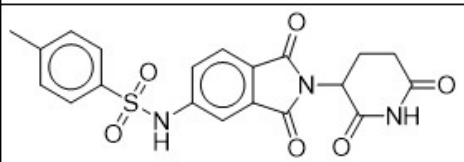 | N-(2-(2,6-dioxopiperidin-3-yl)-1,3-dioxoisoindolin-5-yl)-4-methylbenzenesulfonamide | Cc1ccc(cc1)S(=O)(=O)Nc2ccc3C(=O)N(C4CCC(=O)NC4=O)C(=O)c3c2 |
| 22 | 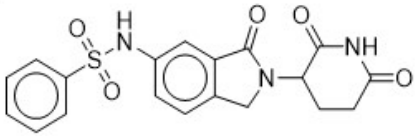 | N-(2-(2,6-dioxopiperidin-3-yl)-3-oxoisoindolin-5-yl)benzenesulfonamide | O=C1CCC(N2Cc3ccc(NS(=O)(=O)c4ccccc4)cc3C2=O)C(=O)N1 |
| 23 | 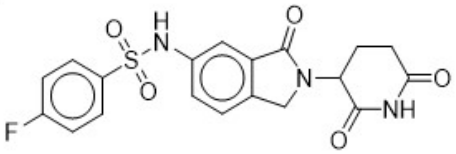 | N-(2-(2,6-dioxopiperidin-3-yl)-3-oxoisoindolin-5-yl)-4-fluorobenzenesulfonamide | Fc1ccc(cc1)S(=O)(=O)Nc2ccc3CN(C4CCC(=O)NC4=O)C(=O)c3c2 |
| 24 | 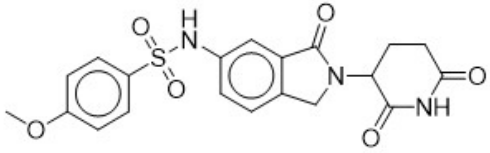 | N-(2-(2,6-dioxopiperidin-3-yl)-3-oxoisoindolin-5-yl)-4-methoxybenzenesulfonamide | COc1ccc(cc1)S(=O)(=O)Nc2ccc3CN(C4CCC(=O)NC4=O)C(=O)c3c2 |
| 25 | 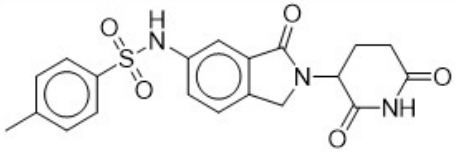 | N-(2-(2,6-dioxopiperidin-3-yl)-3-oxoisoindolin-5-yl)-4-methylbenzenesulfonamide | Cc1ccc(cc1)S(=O)(=O)Nc2ccc3CN(C4CCC(=O)NC4=O)C(=O)c3c2 |

| Cmpd No.* | Structure | IUPAC Name‡ | SMILES‡ |
|---|---|---|---|
| 26 | 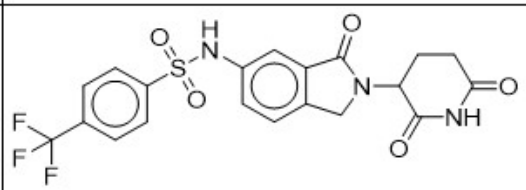 | N-(2-(2,6-dioxopiperidin-3-yl)-3-oxoisoindolin-5-yl)-4-(trifluoromethyl)benzenesulfonamide | FC(F)(F)c1ccc(cc1)S(=O)(=O)Nc2ccc3CN(C4CCC(=O)NC4=O)C(=O)c3c2 |
| 27 | 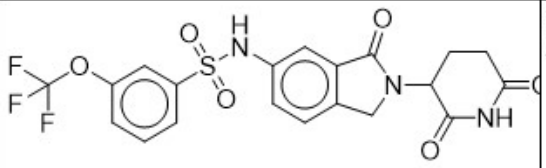 | N-(2-(2,6-dioxopiperidin-3-yl)-3-oxoisoindolin-5-yl)-3-(trifluoromethoxy)benzenesulfonamide | FC(F)(F)Oc1cccc(c1)S(=O)(=O)Nc2ccc3CN(C4CCC(=O)NC4=O)C(=O)c3c2 |
| 28 | 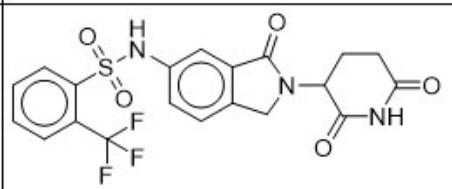 | N-(2-(2,6-dioxopiperidin-3-yl)-3-oxoisoindolin-5-yl)-2-(trifluoromethyl)benzenesulfonamide | FC(F)(F)c1ccccc1S(=O)(=O)Nc2ccc3CN(C4CCC(=O)NC4=O)C(=O)c3c2 |
| 29 | 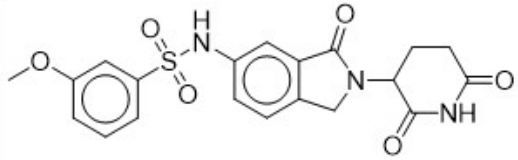 | N-(2-(2,6-dioxopiperidin-3-yl)-3-oxoisoindolin-5-yl)-3-methoxybenzenesulfonamide | COc1cccc(c1)S(=O)(=O)Nc2ccc3CN(C4CCC(=O)NC4=O)C(=O)c3c2 |

| Cmpd No.* | Structure | IUPAC Name‡ | SMILES‡ |
|---|---|---|---|
| 30 | 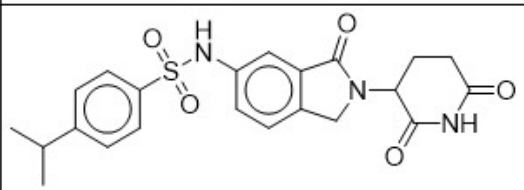 | N-(2-(2,6-dioxopiperidin-3-yl)-3-oxoisoindolin-5-yl)-4-isopropylbenzenesulfonamide | CC(C)c1ccc(cc1)S(=O)(=O)Nc2ccc3CN(C4CCC(=O)NC4=O)C(=O)c3c2 |
| 31 | 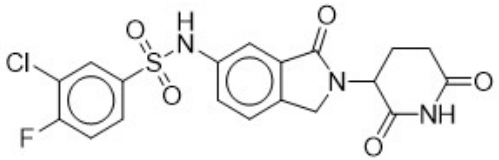 | 3-chloro-N-(2-(2,6-dioxopiperidin-3-yl)-3-oxoisoindolin-5-yl)-4-fluorobenzenesulfonamide | Fc1ccc(cc1Cl)S(=O)(=O)Nc2ccc3CN(C4CCC(=O)NC4=O)C(=O)c3c2 |
| 32 | 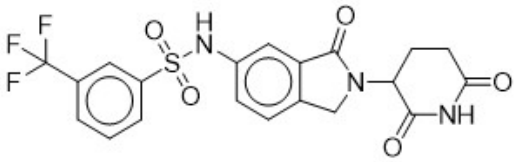 | N-(2-(2,6-dioxopiperidin-3-yl)-3-oxoisoindolin-5-yl)-3-(trifluoromethyl)benzenesulfonamide | FC(F)(F)c1cccc(c1)S(=O)(=O)Nc2ccc3CN(C4CCC(=O)NC4=O)C(=O)c3c2 |
| 33 | 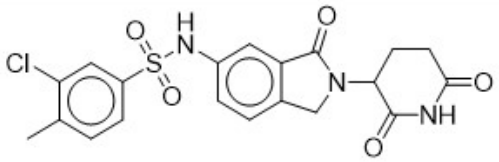 | 3-chloro-N-(2-(2,6-dioxopiperidin-3-yl)-3-oxoisoindolin-5-yl)-4-methylbenzenesulfonamide | Cc1ccc(cc1Cl)S(=O)(=O)Nc2ccc3CN(C4CCC(=O)NC4=O)C(=O)c3c2 |

| Cmpd No.* | Structure | IUPAC Name‡ | SMILES‡ |
|---|---|---|---|
| 34 | 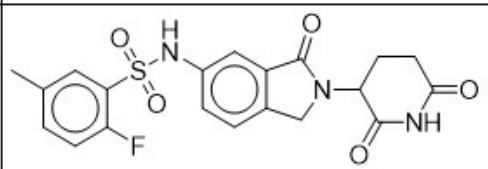 | N-(2-(2,6-dioxopiperidin-3-yl)-3-oxoisoindolin-5-yl)-2-fluoro-5-methylbenzenesulfonamide | Cc1ccc(F)c(c1)S(=O)(=O)Nc2ccc3CN(C4CCC(=O)NC4=O)C(=O)c3c2 |
| 35 | 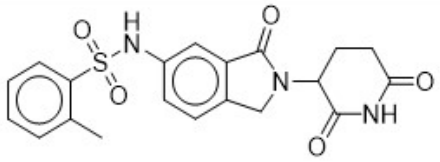 | N-(2-(2,6-dioxopiperidin-3-yl)-3-oxoisoindolin-5-yl)-2-methylbenzenesulfonamide | Cc1ccccc1S(=O)(=O)Nc2ccc3CN(C4CCC(=O)NC4=O)C(=O)c3c2 |
| 36 | 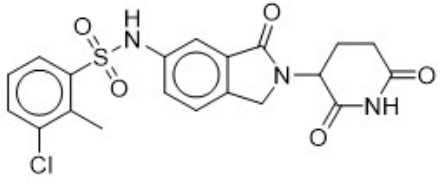 | 3-chloro-N-(2-(2,6-dioxopiperidin-3-yl)-3-oxoisoindolin-5-yl)-2-methylbenzenesulfonamide | Cc1c(Cl)cccc1S(=O)(=O)Nc2ccc3CN(C4CCC(=O)NC4=O)C(=O)c3c2 |
| 37 | 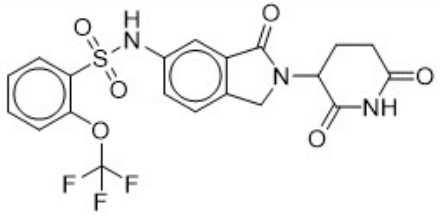 | N-(2-(2,6-dioxopiperidin-3-yl)-3-oxoisoindolin-5-yl)-2-(trifluoromethoxy)benzenesulfonamide | FC(F)(F)Oc1ccccc1S(=O)(=O)Nc2ccc3CN(C4CCC(=O)NC4=O)C(=O)c3c2 |

| Cmpd No.* | Structure | IUPAC Name‡ | SMILES‡ |
|---|---|---|---|
| 38 | 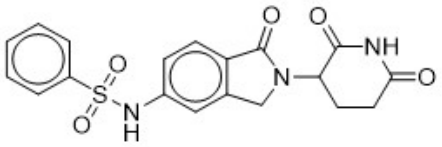 | N-(2-(2,6-dioxopiperidin-3-yl)-1-oxoisoindolin-5-yl)benzenesulfonamide | O=C1CCC(N2Cc3cc(NS(=O)(=O)c4ccccc4)ccc3C2=O)C(=O)N1 |
| 39 | 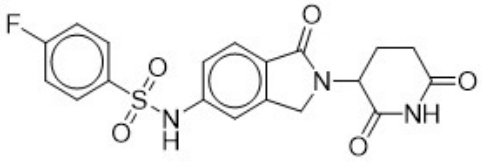 | N-(2-(2,6-dioxopiperidin-3-yl)-1-oxoisoindolin-5-yl)-4-fluorobenzenesulfonamide | Fc1ccc(cc1)S(=O)(=O)Nc2ccc3C(=O)N(Cc3c2)C4CCC(=O)NC4=O |
| 40 | 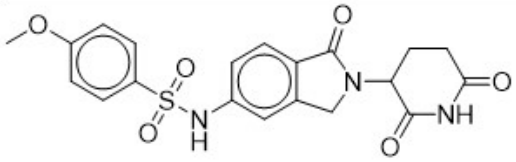 | N-(2-(2,6-dioxopiperidin-3-yl)-1-oxoisoindolin-5-yl)-4-methoxybenzenesulfonamide | COc1ccc(cc1)S(=O)(=O)Nc2ccc3C(=O)N(Cc3c2)C4CCC(=O)NC4=O |
| 41 | 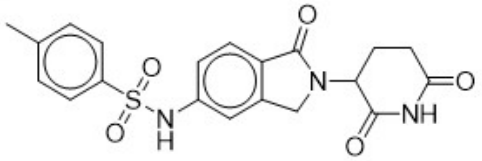 | N-(2-(2,6-dioxopiperidin-3-yl)-1-oxoisoindolin-5-yl)-4-methylbenzenesulfonamide | Cc1ccc(cc1)S(=O)(=O)Nc2ccc3C(=O)N(Cc3c2)C4CCC(=O)NC4=O |

| Cmpd No.* | Structure | IUPAC Name‡ | SMILES‡ |
|---|---|---|---|
| 42 | 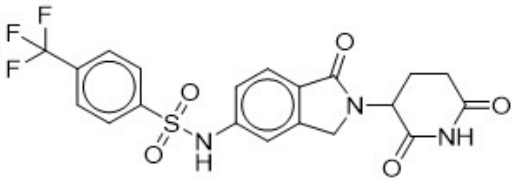 | N-(2-(2,6-dioxopiperidin-3-yl)-1-oxoisoindolin-5-yl)-4-(trifluoromethyl)benzenesulfonamide | FC(F)(F)c1ccc(cc1)S(=O)(=O)Nc2ccc3C(=O)N(Cc3c2)C4CCC(=O)NC4=O |
| 43 | 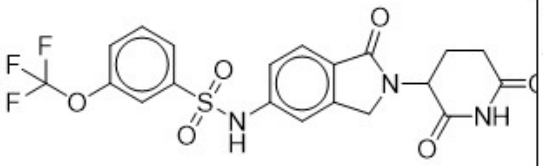 | N-(2-(2,6-dioxopiperidin-3-yl)-1-oxoisoindolin-5-yl)-3-(trifluoromethoxy)benzenesulfonamide | FC(F)(F)Oc1cccc(c1)S(=O)(=O)Nc2ccc3C(=O)N(Cc3c2)C4CCC(=O)NC4=O |
| 44 | 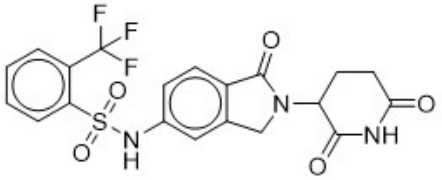 | N-(2-(2,6-dioxopiperidin-3-yl)-1-oxoisoindolin-5-yl)-2-(trifluoromethyl)benzenesulfonamide | FC(F)(F)c1ccccc1S(=O)(=O)Nc2ccc3C(=O)N(Cc3c2)C4CCC(=O)NC4=O |
| 45 | 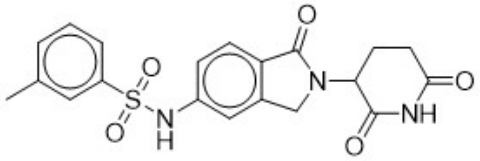 | N-(2-(2,6-dioxopiperidin-3-yl)-1-oxoisoindolin-5-yl)-3-methylbenzenesulfonamide | Cc1cccc(c1)S(=O)(=O)Nc2ccc3C(=O)N(Cc3c2)C4CCC(=O)NC4=O |

| Cmpd No.* | Structure | IUPAC Name‡ | SMILES‡ |
|---|---|---|---|
| 46 | 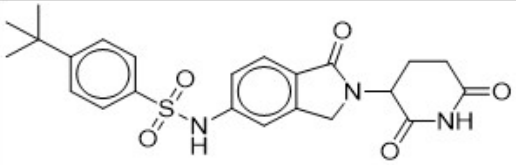 | 4-(tert-butyl)-N-(2-(2,6-dioxopiperidin-3-yl)-1-oxoisoindolin-5-yl)benzenesulfonamide | CC(C)(C)c1ccc(cc1)S(=O)(=O)Nc2ccc3C(=O)N(Cc3c2)C4CCC(=O)NC4=O |
| 47 | 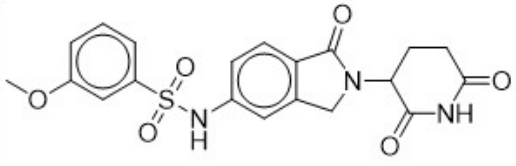 | N-(2-(2,6-dioxopiperidin-3-yl)-1-oxoisoindolin-5-yl)-3-methoxybenzenesulfonamide | COc1cccc(c1)S(=O)(=O)Nc2ccc3C(=O)N(Cc3c2)C4CCC(=O)NC4=O |
| 48 | 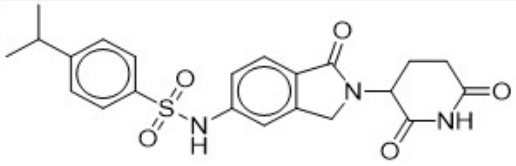 | N-(2-(2,6-dioxopiperidin-3-yl)-1-oxoisoindolin-5-yl)-4-isopropylbenzenesulfonamide | CC(C)c1ccc(cc1)S(=O)(=O)Nc2ccc3C(=O)N(Cc3c2)C4CCC(=O)NC4=O |
| 49 | 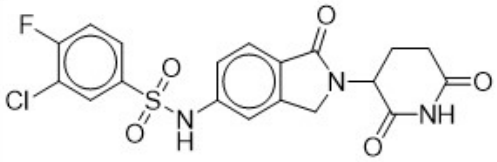 | 3-chloro-N-(2-(2,6-dioxopiperidin-3-yl)-1-oxoisoindolin-5-yl)-4-fluorobenzenesulfonamide | Fc1ccc(cc1Cl)S(=O)(=O)Nc2ccc3C(=O)N(Cc3c2)C4CCC(=O)NC4=O |

| Cmpd No.* | Structure | IUPAC Name‡ | SMILES‡ |
|---|---|---|---|
| 50 | 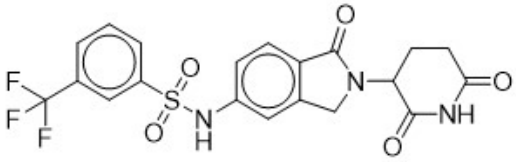 | N-(2-(2,6-dioxopiperidin-3-yl)-1-oxoisoindolin-5-yl)-3-(trifluoromethyl)benzenesulfonamide | FC(F)(F)c1cccc(c1)S(=O)(=O)Nc2ccc3C(=O)N(Cc3c2)C4CCC(=O)NC4=O |
| 51 | 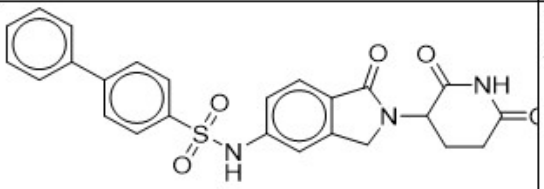 | N-(2-(2,6-dioxopiperidin-3-yl)-1-oxoisoindolin-5-yl)-[1,1'-biphenyl]-4-sulfonamide | O=C1CCC(N2Cc3cc(NS(=O)(=O)c4ccc(cc4)c5ccccc5)ccc3C2=O)C(=O)N1 |
| 52 | 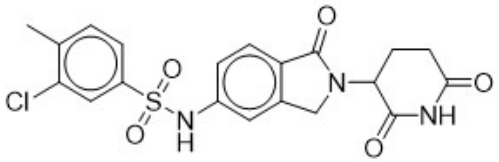 | 3-chloro-N-(2-(2,6-dioxopiperidin-3-yl)-1-oxoisoindolin-5-yl)-4-methylbenzenesulfonamide | Cc1ccc(cc1Cl)S(=O)(=O)Nc2ccc3C(=O)N(Cc3c2)C4CCC(=O)NC4=O |
| 53 | 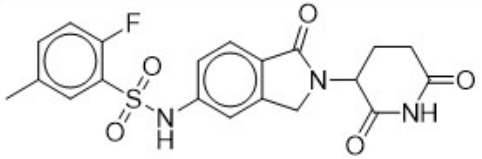 | N-(2-(2,6-dioxopiperidin-3-yl)-1-oxoisoindolin-5-yl)-2-fluoro-5-methylbenzenesulfonamide | Cc1ccc(F)c(c1)S(=O)(=O)Nc2ccc3C(=O)N(Cc3c2)C4CCC(=O)NC4=O |

| Cmpd No.* | Structure | IUPAC Name‡ | SMILES‡ |
|---|---|---|---|
| 54 | 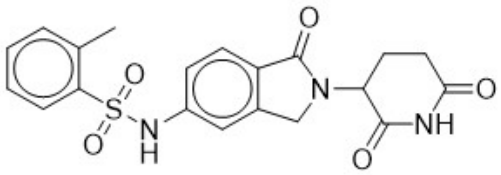 | N-(2-(2,6-dioxopiperidin-3-yl)-1-oxoisoindolin-5-yl)-2-methylbenzenesulfonamide | Cc1ccccc1S(=O)(=O)Nc2ccc3C(=O)N(Cc3c2)C4CCC(=O)NC4=O |
| 55 | 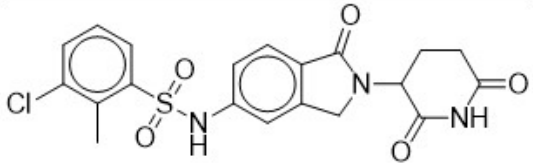 | 3-chloro-N-(2-(2,6-dioxopiperidin-3-yl)-1-oxoisoindolin-5-yl)-2-methylbenzenesulfonamide | Cc1c(Cl)cccc1S(=O)(=O)Nc2ccc3C(=O)N(Cc3c2)C4CCC(=O)NC4=O |
| 56 | 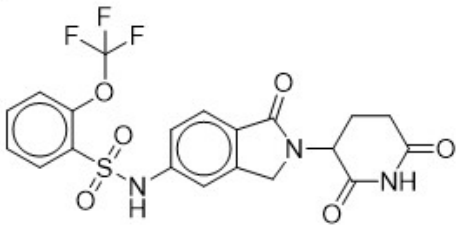 | N-(2-(2,6-dioxopiperidin-3-yl)-1-oxoisoindolin-5-yl)-2-(trifluoromethoxy)benzenesulfonamide | FC(F)(F)Oc1ccccc1S(=O)(=O)Nc2ccc3C(=O)N(Cc3c2)C4CCC(=O)NC4=O |
| 57 | 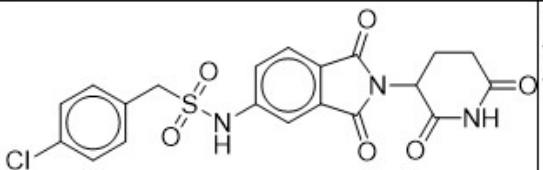 | 1-(4-chlorophenyl)-N-(2-(2,6-dioxopiperidin-3-yl)-1,3-dioxoisoindolin-5-yl)methanesulfonamide | O=C(N1C2C(NC(CC2)=O)=O)C3=C(C=CC(NS(CC4=CC=C(Cl)C=C4)(=O)=O)=C3)C1=O |

| Cmpd No.* | Structure | IUPAC Name‡ | SMILES‡ |
|---|---|---|---|
| 58 | 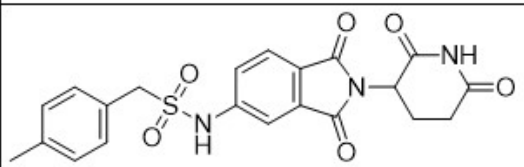 | N-(2-(2,6-dioxopiperidin-3-yl)-1,3-dioxoisoindolin-5-yl)-1-(p-tolyl)methanesulfonamide | O=C(N1C2C(NC(CC2)=O)=O)C3=C(C=CC(NS(CC4=CC=C(C)C=C4)(=O)=O)=C3)C1=O |
| 59 | 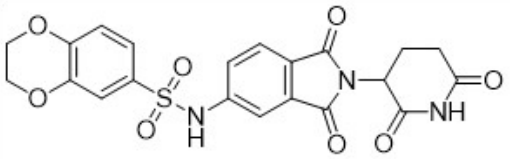 | N-(2-(2,6-dioxopiperidin-3-yl)-1,3-dioxoisoindolin-5-yl)-2,3-dihydrobenzo[b][1,4]dioxine-6-sulfonamide | O=C(N1C2C(NC(CC2)=O)=O)C3=C(C=CC(NS(C4=CC(OCCO5)=C5C=C4)(=O)=O)=C3)C1=O |
| 60 | 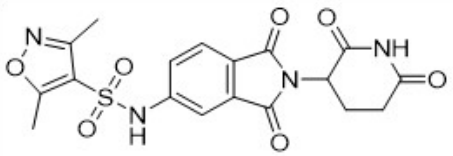 | N-(2-(2,6-dioxopiperidin-3-yl)-1,3-dioxoisoindolin-5-yl)-3,5-dimethylisoxazole-4-sulfonamide | O=C(N1C2C(NC(CC2)=O)=O)C3=C(C=CC(NS(C4=C(C)ON=C4C)(=O)=O)=C3)C1=O |
| 61 | 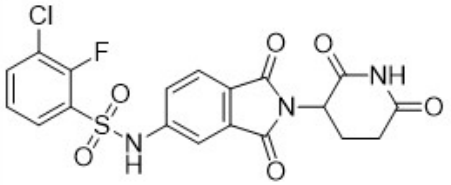 | 3-chloro-N-(2-(2,6-dioxopiperidin-3-yl)-1,3-dioxoisoindolin-5-yl)-2-fluorobenzenesulfonamide | O=C(N1C2C(NC(CC2)=O)=O)C3=C(C=CC(NS(C4=CC=CC(Cl)=C4F)(=O)=O)=C3)C1=O |

| Cmpd No.* | Structure | IUPAC Name‡ | SMILES‡ |
|---|---|---|---|
| 62 | 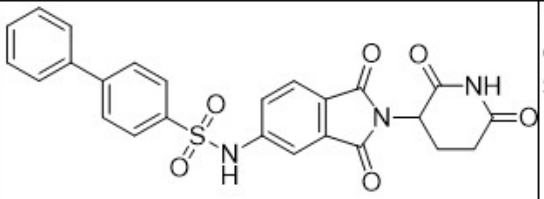 | N-(2-(2,6-dioxopiperidin-3-yl)-1,3-dioxoisoindolin-5-yl)-[1,1'-biphenyl]-4-sulfonamide | O=C(N1C2C(NC(CC2)=O)=O)C3=C(C=CC(NS(C4=CC=C(C5=CC=CC=C5)C=C4)(=O)=O)=C3)C1=O |
| 63 | 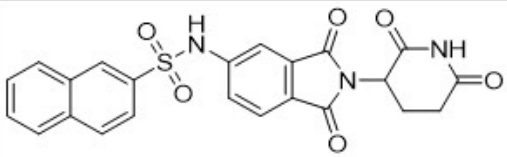 | N-(2-(2,6-dioxopiperidin-3-yl)-1,3-dioxoisoindolin-5-yl)naphthalene-2-sulfonamide | O=C(N1C2C(NC(CC2)=O)=O)C3=C(C=CC(NS(C4=CC5=CC=CC=C5C=C4)(=O)=O)=C3)C1=O |
| 64 | 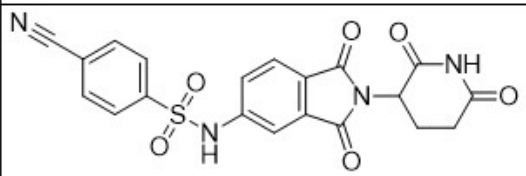 | 4-cyano-N-(2-(2,6-dioxopiperidin-3-yl)-1,3-dioxoisoindolin-5-yl)benzenesulfonamide | O=C(N1C2C(NC(CC2)=O)=O)C3=C(C=CC(NS(=O)(C(C=C4)=CC=C4C#N)=O)=C3)C1=O |
| 65 | 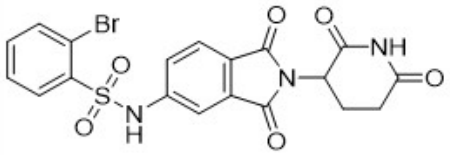 | 2-bromo-N-(2-(2,6-dioxopiperidin-3-yl)-1,3-dioxoisoindolin-5-yl)benzenesulfonamide | O=C(N1C2C(NC(CC2)=O)=O)C3=C(C=CC(NS(=O)(C4=CC=CC=C4Br)=O)=C3)C1=O |

| Cmpd No.* | Structure | IUPAC Name‡ | SMILES‡ |
|---|---|---|---|
| 66 | 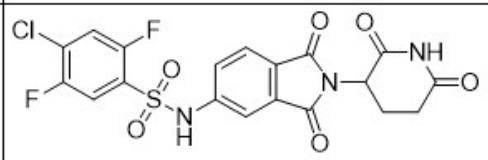 | 4-chloro-N-(2-(2,6-dioxopiperidin-3-yl)-1,3-dioxoisoindolin-5-yl)-2,5-difluorobenzenesulfonamide | O=C(N1C2C(NC(CC2)=O)=O)C3=C(C=CC(NS(C4=CC(F)=C(Cl)C=C4F)(=O)=O)=C3)C1=O |
| 67 | 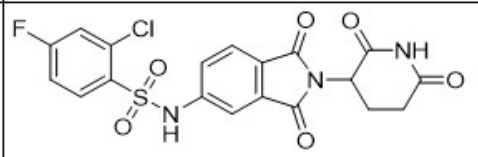 | 2-chloro-N-(2-(2,6-dioxopiperidin-3-yl)-1,3-dioxoisoindolin-5-yl)-4-fluorobenzenesulfonamide | O=C(N1C2C(NC(CC2)=O)=O)C3=C(C=CC(NS(=O)(C4=CC=C(F)C=C4Cl)=O)=C3)C1=O |
| 68 | 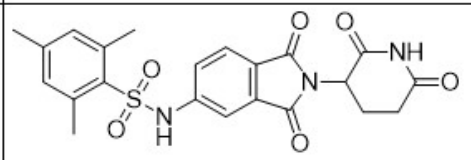 | N-(2-(2,6-dioxopiperidin-3-yl)-1,3-dioxoisoindolin-5-yl)-2,4,6-trimethylbenzenesulfonamide | O=C(N1C2C(NC(CC2)=O)=O)C3=C(C=CC(NS(C4=C(C)C=C(C)C=C4C)(=O)=O)=C3)C1=O |
| 69 | 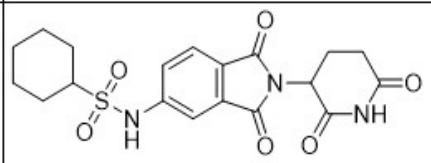 | N-(2-(2,6-dioxopiperidin-3-yl)-1,3-dioxoisoindolin-5-yl)cyclohexanesulfonamide | O=S(C1CCCCC1)(NC2=CC3=C(C(N(C(CC4)C(NC4=O)=O)C3=O)=O)C=C2)=O |
| 70 | 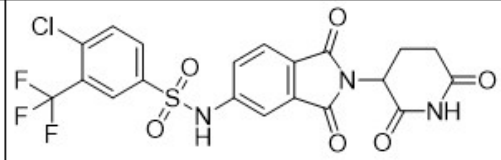 | 4-chloro-N-(2-(2,6-dioxopiperidin-3-yl)-1,3-dioxoisoindolin-5-yl)-3-(trifluoromethyl)benzenesulfonamide | O=S(C1=CC=C(Cl)C(C(F)(F)F)=C1)(NC2=CC3=C(C(N(C(CC4)C(NC4=O)=O)C3=O)=O)C=C2)=O |

| Cmpd No.* | Structure | IUPAC Name‡ | SMILES‡ |
|---|---|---|---|
| 71 | 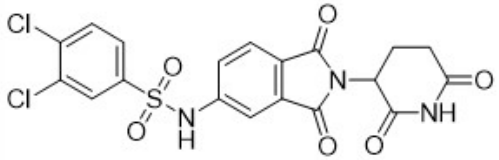 | 3,4-dichloro-N-(2-(2,6-dioxopiperidin-3-yl)-1,3-dioxoisoindolin-5-yl)benzenesulfonamide | O=S(C1=CC=C(Cl)C(Cl)=C1)(NC2=CC3=C(C(N(C(CC4)C(NC4=O)=O)C3=O)=O)C=C2)=O |
| 72 | 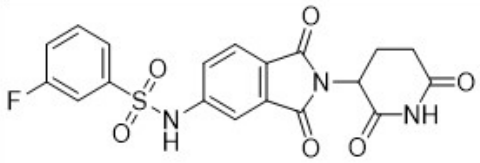 | N-(2-(2,6-dioxopiperidin-3-yl)-1,3-dioxoisoindolin-5-yl)-3-fluorobenzenesulfonamide | O=S(C1=CC=CC(F)=C1)(NC2=CC3=C(C(N(C(CC4)C(NC4=O)=O)C3=O)=O)C=C2)=O |
| 73 | 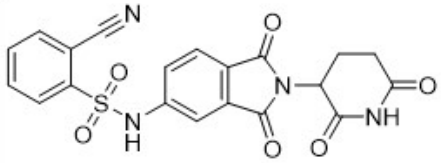 | 2-cyano-N-(2-(2,6-dioxopiperidin-3-yl)-1,3-dioxoisoindolin-5-yl)benzenesulfonamide | O=S(C1=CC=CC=C1C#N)(NC2=CC3=C(C(N(C(CC4)C(NC4=O)=O)C3=O)=O)C=C2)=O |
| 74 | 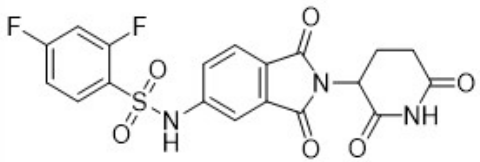 | N-(2-(2,6-dioxopiperidin-3-yl)-1,3-dioxoisoindolin-5-yl)-2,4-difluorobenzenesulfonamide | O=S(C1=CC=C(F)C=C1F)(NC2=CC3=C(C(N(C(CC4)C(NC4=O)=O)C3=O)=O)C=C2)=O |

| Cmpd No.* | Structure | IUPAC Name‡ | SMILES‡ |
|---|---|---|---|
| 75 | 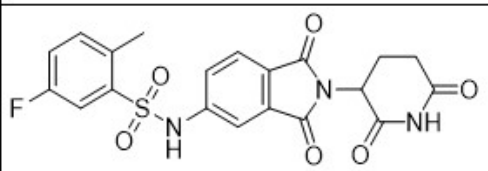 | N-(2-(2,6-dioxopiperidin-3-yl)-1,3-dioxoisoindolin-5-yl)-5-fluoro-2-methylbenzenesulfonamide | O=S(C1=CC(F)=CC=C1C)(NC2=CC3=C(C(N(C(CC4)C(NC4=O)=O)C3=O)=O)C=C2)=O |
| 76 | 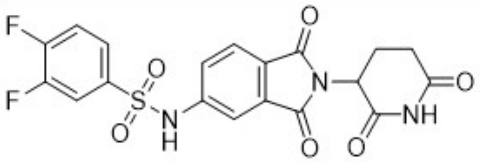 | N-(2-(2,6-dioxopiperidin-3-yl)-1,3-dioxoisoindolin-5-yl)-3,4-difluorobenzenesulfonamide | O=S(C1=CC=C(F)C(F)=C1)(NC2=CC3=C(C(N(C(CC4)C(NC4=O)=O)C3=O)=O)C=C2)=O |
| 77 | 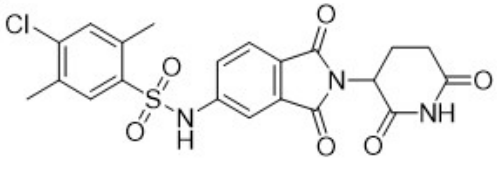 | 4-chloro-N-(2-(2,6-dioxopiperidin-3-yl)-1,3-dioxoisoindolin-5-yl)-2,5-dimethylbenzenesulfonamide | O=S(C1=CC(C)=C(Cl)C=C1C)(NC2=CC3=C(C(N(C(CC4)C(NC4=O)=O)C3=O)=O)C=C2)=O |
| 78 | 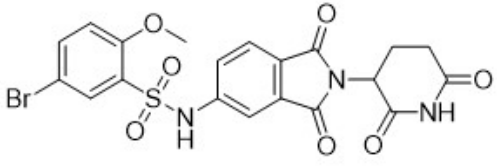 | 5-bromo-N-(2-(2,6-dioxopiperidin-3-yl)-1,3-dioxoisoindolin-5-yl)-2-methoxybenzenesulfonamide | O=S(C1=CC(Br)=CC=C1OC)(NC2=CC3=C(C(N(C(CC4)C(NC4=O)=O)C3=O)=O)C=C2)=O |

| Cmpd No.* | Structure | IUPAC Name‡ | SMILES‡ |
|---|---|---|---|
| 79 | 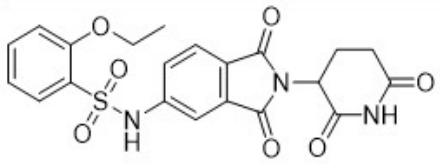 | N-(2-(2,6-dioxopiperidin-3-yl)-1,3-dioxoisoindolin-5-yl)-2-ethoxybenzenesulfonamide | O=S(C1=CC=CC=C1OCC)(NC2=CC3=C(C(N(C(CC4)C(NC4=O)=O)C3=O)=O)C=C2)=O |
| 80 | 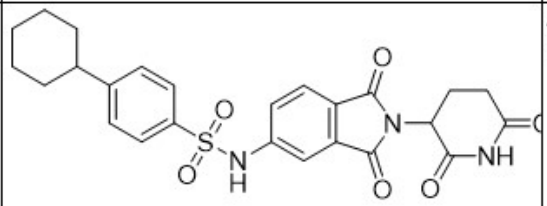 | 4-cyclohexyl-N-(2-(2,6-dioxopiperidin-3-yl)-1,3-dioxoisoindolin-5-yl)benzenesulfonamide | O=S(C1=CC=C(C2CCCCC2)C=C1)(NC3=CC4=C(C(N(C(CC5)C(NC5=O)=O)C4=O)=O)C=C3)=O |
| 81 | 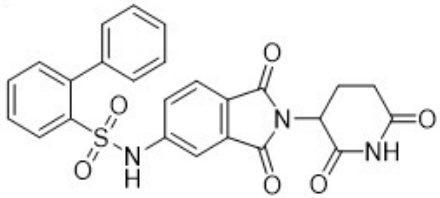 | N-(2-(2,6-dioxopiperidin-3-yl)-1,3-dioxoisoindolin-5-yl)-[1,1'-biphenyl]-2-sulfonamide | O=S(C1=CC=CC=C1C2=CC=CC=C2)(NC3=CC4=C(C(N(C(CC5)C(NC5=O)=O)C4=O)=O)C=C3)=O |
| 82 | 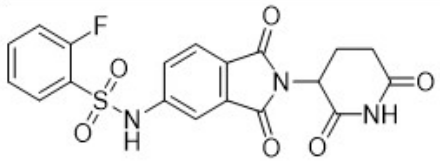 | N-(2-(2,6-dioxopiperidin-3-yl)-1,3-dioxoisoindolin-5-yl)-2-fluorobenzenesulfonamide | O=S(C1=CC=CC=C1F)(NC2=CC3=C(C(N(C(CC4)C(NC4=O)=O)C3=O)=O)C=C2)=O |

| Cmpd No.* | Structure | IUPAC Name‡ | SMILES‡ |
|---|---|---|---|
| 83 | 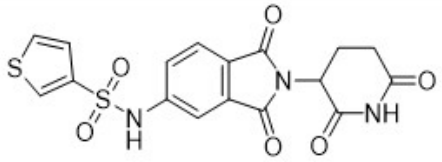 | N-(2-(2,6-dioxopiperidin-3-yl)-1,3-dioxoisoindolin-5-yl)thiophene-3-sulfonamide | O=S(C1=CSC=C1)(NC2=CC3=C(C(N(C(CC4)C(NC4=O)=O)C3=O)=O)C=C2)=O |
| 84 | 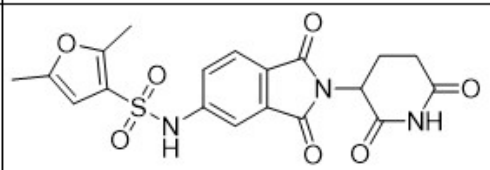 | N-(2-(2,6-dioxopiperidin-3-yl)-1,3-dioxoisoindolin-5-yl)-2,5-dimethylfuran-3-sulfonamide | O=S(C1=C(C)OC(C)=C1)(NC2=CC3=C(C(N(C(CC4)C(NC4=O)=O)C3=O)=O)C=C2)=O |
| 85 | 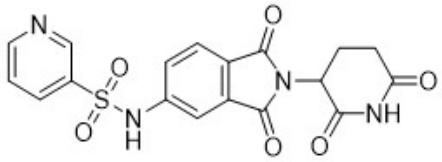 | N-(2-(2,6-dioxopiperidin-3-yl)-1,3-dioxoisoindolin-5-yl)pyridine-3-sulfonamide | O=S(C1=CC=CN=C1)(NC2=CC3=C(C(N(C(CC4)C(NC4=O)=O)C3=O)=O)C=C2)=O |
| 86 | 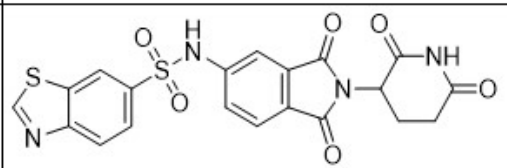 | N-(2-(2,6-dioxopiperidin-3-yl)-1,3-dioxoisoindolin-5-yl)benzo[d]thiazole-6-sulfonamide | O=S(C1=CC=C2N=CSC2=C1)(NC3=CC4=C(C(N(C(CC5)C(NC5=O)=O)C4=O)=O)C=C3)=O |

| Cmpd No.* | Structure | IUPAC Name‡ | SMILES‡ |
|---|---|---|---|
| 87 | 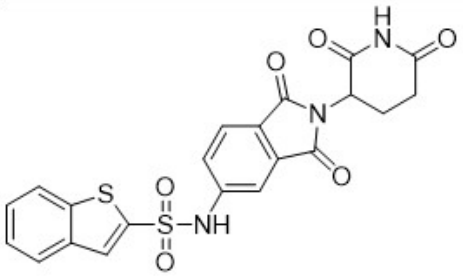 | N-(2-(2,6-dioxopiperidin-3-yl)-1,3-dioxoisoindolin-5-yl)benzo[b]thiophene-2-sulfonamide | O=S(C1=CC2=CC=CC=C2S1)(NC3=CC4=C(C(N(C(CC5)C(NC5=O)=O)C4=O)=O)C=C3)=O |
| 88 | 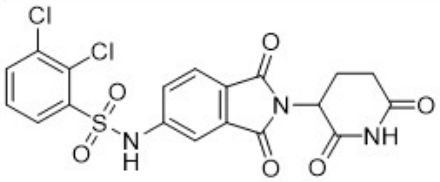 | 2,3-dichloro-N-(2-(2,6-dioxopiperidin-3-yl)-1,3-dioxoisoindolin-5-yl)benzenesulfonamide | O=S(C1=CC=CC(Cl)=C1Cl)(NC2=CC3=C(C(N(C(CC4)C(NC4=O)=O)C3=O)=O)C=C2)=O |
| 89 | 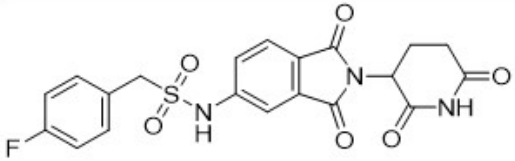 | N-(2-(2,6-dioxopiperidin-3-yl)-1,3-dioxoisoindolin-5-yl)-1-(4-fluorophenyl)methanesulfonamide | O=S(CC1=CC=C(F)C=C1)(NC2=CC3=C(C(N(C(CC4)C(NC4=O)=O)C3=O)=O)C=C2)=O |
| 90 | 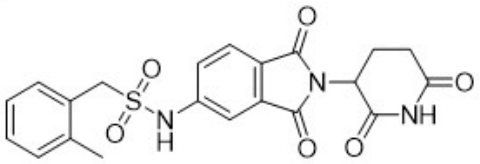 | N-(2-(2,6-dioxopiperidin-3-yl)-1,3-dioxoisoindolin-5-yl)-1-(o-tolyl)methanesulfonamide | O=S(CC1=CC=CC=C1C)(NC2=CC3=C(C(N(C(CC4)C(NC4=O)=O)C3=O)=O)C=C2)=O |

| Cmpd No.* | Structure | IUPAC Name‡ | SMILES‡ |
|---|---|---|---|
| 91 | 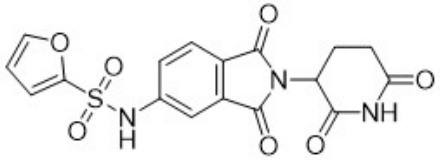 | N-(2-(2,6-dioxopiperidin-3-yl)-1,3-dioxoisoindolin-5-yl)furan-2-sulfonamide | O=S(C1=CC=CO1)(NC2=CC3=C(C(N(C(CC4)C(NC4=O)=O)C3=O)=O)C=C2)=O |
| 92 | 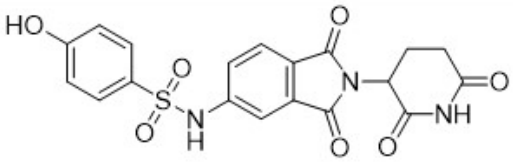 | N-(2-(2,6-dioxopiperidin-3-yl)-1,3-dioxoisoindolin-5-yl)-4-hydroxybenzenesulfonamide | O=S(C1=CC=C(O)C=C1)(NC2=CC3=C(C(N(C(CC4)C(NC4=O)=O)C3=O)=O)C=C2)=O |
| 93 | 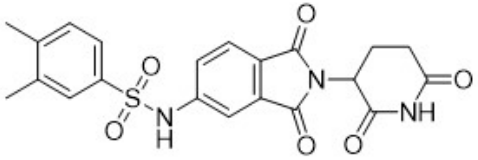 | N-(2-(2,6-dioxopiperidin-3-yl)-1,3-dioxoisoindolin-5-yl)-3,4-dimethylbenzenesulfonamide | O=S(C1=CC=C(C)C(C)=C1)(NC2=CC3=C(C(N(C(CC4)C(NC4=O)=O)C3=O)=O)C=C2)=O |
| 94 | 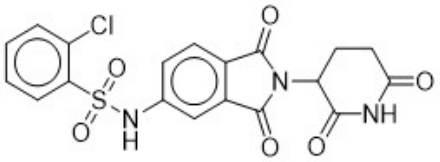 | 2-chloro-N-(2-(2,6-dioxopiperidin-3-yl)-1,3-dioxoisoindolin-5-yl)benzenesulfonamide | Clc1ccccc1S(=O)(=O)Nc2ccc3C(=O)N(C4CCC(=O)NC4=O)C(=O)c3c2 |

| Cmpd No.* | Structure | IUPAC Name‡ | SMILES‡ |
|---|---|---|---|
| 95 | 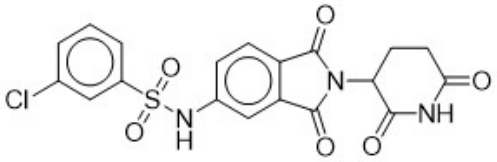 | 3-chloro-N-(2-(2,6-dioxopiperidin-3-yl)-1,3-dioxoisoindolin-5-yl)benzenesulfonamide | Clc1cccc(c1)S(=O)(=O)Nc2ccc3C(=O)N(C4CCC(=O)NC4=O)C(=O)c3c2 |
| 96 | 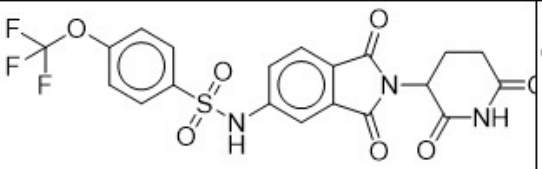 | N-(2-(2,6-dioxopiperidin-3-yl)-1,3-dioxoisoindolin-5-yl)-4-(trifluoromethoxy)benzenesulfonamide | FC(F)(F)Oc1ccc(cc1)S(=O)(=O)Nc2ccc3C(=O)N(C4CCC(=O)NC4=O)C(=O)c3c2 |
| 97 | 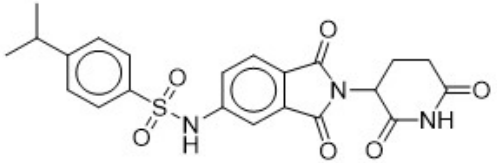 | N-(2-(2,6-dioxopiperidin-3-yl)-1,3-dioxoisoindolin-5-yl)-4-isopropylbenzenesulfonamide | CC(C)c1ccc(cc1)S(=O)(=O)Nc2ccc3C(=O)N(C4CCC(=O)NC4=O)C(=O)c3c2 |
| 98 | 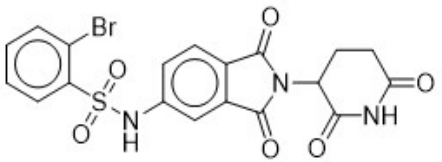 | 2-bromo-N-(2-(2,6-dioxopiperidin-3-yl)-1,3-dioxoisoindolin-5-yl)benzenesulfonamide | Brc1ccccc1S(=O)(=O)Nc2ccc3C(=O)N(C4CCC(=O)NC4=O)C(=O)c3c2 |

| Cmpd No.* | Structure | IUPAC Name‡ | SMILES‡ |
|---|---|---|---|
| 99 | 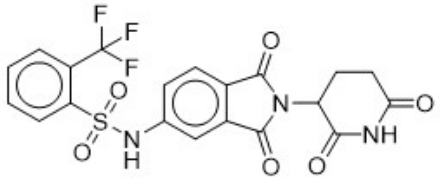 | N-(2-(2,6-dioxopiperidin-3-yl)-1,3-dioxoisoindolin-5-yl)-2-(trifluoromethyl)benzenesulfonamide | FC(F)(F)c1ccccc1S(=O)(=O)Nc2ccc3C(=O)N(C4CCC(=O)NC4=O)C(=O)c3c2 |
| 100 | 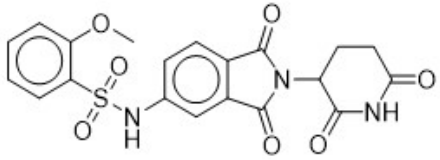 | N-(2-(2,6-dioxopiperidin-3-yl)-1,3-dioxoisoindolin-5-yl)-2-methoxybenzenesulfonamide | COc1ccccc1S(=O)(=O)Nc2ccc3C(=O)N(C4CCC(=O)NC4=O)C(=O)c3c2 |
| 101 | 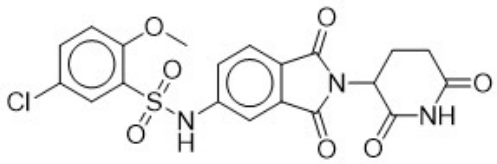 | 5-chloro-N-(2-(2,6-dioxopiperidin-3-yl)-1,3-dioxoisoindolin-5-yl)-2-methoxybenzenesulfonamide | COc1ccc(Cl)cc1S(=O)(=O)Nc2ccc3C(=O)N(C4CCC(=O)NC4=O)C(=O)c3c2 |
| 102 | 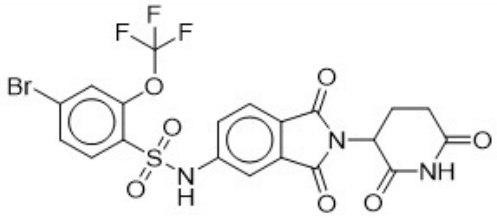 | 4-bromo-N-(2-(2,6-dioxopiperidin-3-yl)-1,3-dioxoisoindolin-5-yl)-2-(trifluoromethoxy)benzenesulfonamide | FC(F)(F)Oc1cc(Br)ccc1S(=O)(=O)Nc2ccc3C(=O)N(C4CCC(=O)NC4=O)C(=O)c3c2 |

| Cmpd No.* | Structure | IUPAC Name‡ | SMILES‡ |
|---|---|---|---|
| 103 | 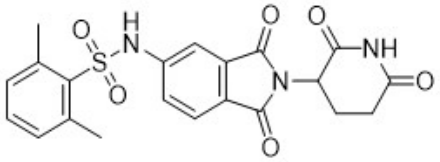 | N-(2-(2,6-dioxopiperidin-3-yl)-1,3-dioxoisoindolin-5-yl)-2,6-dimethylbenzenesulfonamide | O=C1NC(CCC1N2C(C(C=C(NS(C3=C(C)C=CC=C3C)(=O)=O)C=C4)=C4C2=O)=O)=O |

‡ Based on structure shown and generated using ChemDraw® (PerkinElmer Informatics, Inc., Waltham, Massachusetts), version 19.1.0.8.

## CLAIMS

**What is claimed is:**

1. A compound having a structure represented by a formula:

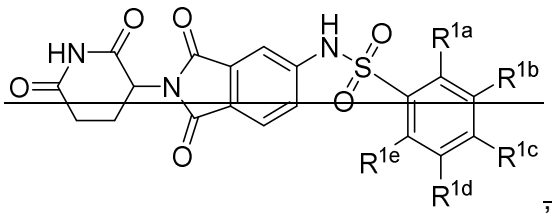

,

wherein $R^{1a}$ is selected from bromo, methyl, –$CF_3$, and –$OCF_3$; and

wherein each of $R^{1b}$, $R^{1c}$, $R^{1d}$, and $R^{1e}$ is independently selected from hydrogen, halogen, and methyl;

or a pharmaceutically acceptable salt thereof.

2. The compound of claim 1, wherein $R^{1a}$ is bromo.

3. The compound of claim 1, wherein $R^{1a}$ is methyl.

4. The compound of claim 1, wherein $R^{1a}$ is selected from –$CF_3$ and –$OCF_3$.

5. The compound of claim 1, wherein each of $R^{1b}$, $R^{1c}$, $R^{1d}$, and $R^{1e}$ is hydrogen.

6. The compound of claim 1, wherein at least one of $R^{1b}$, $R^{1c}$, $R^{1d}$, and $R^{1e}$ is halogen.

7. The compound of claim 1, wherein at least one of $R^{1b}$, $R^{1c}$, $R^{1d}$, and $R^{1e}$ is methyl.

8. The compound of claim 1, having a structure represented by a formula:

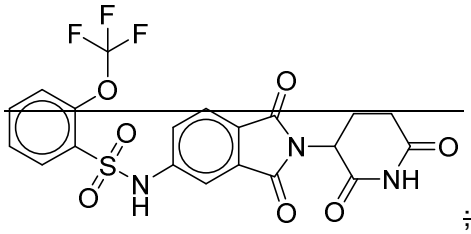

;

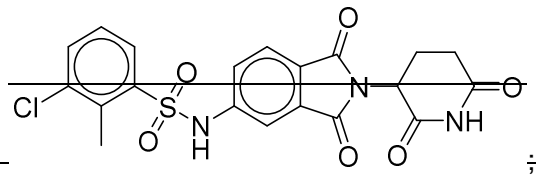

;

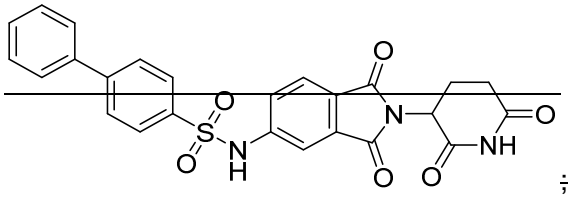

;

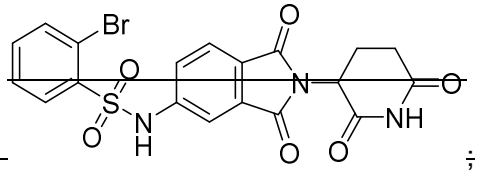

;

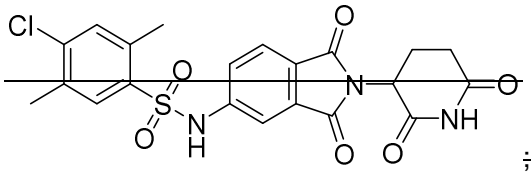

;

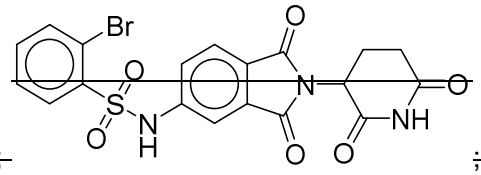

; or

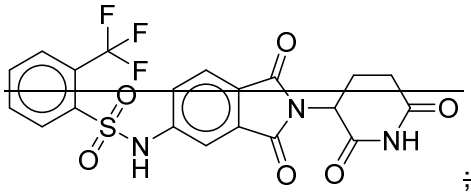

; or a subgroup thereof.

9. A compound having a structure represented by a formula:

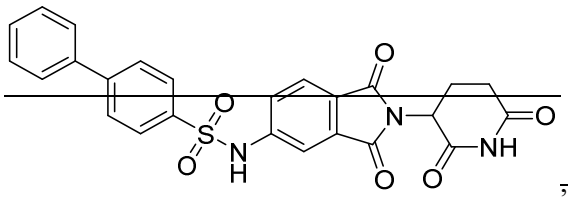

;

or a pharmaceutically acceptable salt thereof.

10. A pharmaceutical composition comprising a therapeutically effective amount of a compound of any of claims 1-9, and a pharmaceutically acceptable carrier.

11. The pharmaceutical composition of claim 10, further comprising at least one agent known to treat a cancer.

12. The pharmaceutical composition of claim 11, wherein the at least one agent known to treat a cancer is a hormone therapy agent; an alkylating agent, an antimetabolite agent, an antineoplastic antibiotic agent, a mitotic inhibitor agent, a mTor inhibitor agent, other chemotherapeutic agent, or combinations thereof.

13. A method for the treatment of a disorder of uncontrolled cellular proliferation in a mammal comprising the step of administering to the mammal a therapeutically effective amount of at least one compound of any of claims 1-9, or a pharmaceutically acceptable salt thereof; or at least one pharmaceutical composition of any one of claims 10-12.

14. The method of claim 13, wherein the mammal is a human.

15. The method of claim 13, wherein the mammal has been diagnosed with a need for

treatment of the disorder of uncontrolled cellular proliferation prior to the administering step.

16. The method of claim 13, further comprising the step of identifying a mammal in need of treatment of the disorder of uncontrolled cellular proliferation.

17. The method of claim 13, wherein the disorder of uncontrolled cellular proliferation is associated with cereblon (CRBN) dysfunction.

18. The method of claim 17, wherein the disorder of uncontrolled cellular proliferation is a cancer.

19. The method of claim 18, wherein the cancer is a pediatric cancer.

20. The method of claim 18, wherein the cancer is a childhood acute leukemia (AL) or a medulloblastoma (MB) cancer.

21. The method of claim 18, wherein the cancer is selected from a brain cancer, lung cancer, hematological cancer, bladder cancer, colon cancer, cervical cancer, ovarian cancer, squamous cell cancer, kidney cancer, peritoneal cancer, breast cancer, gastric cancer, colorectal cancer, prostate cancer, pancreatic cancer, genitourinary tract cancer, lymphatic system cancer, stomach cancer, larynx cancer, malignant melanoma, colorectal cancer, endometrial carcinoma, thyroid cancer, rhabdosarcoma, and combinations thereof.

22. The method of claim 21, wherein the cancer is selected from lung cancer, ovarian cancer, and brain cancer.

23. The method of claim 22, wherein the lung cancer is selected from small-cell lung cancer, non-small cell lung cancer, and combinations thereof.

24. The method of claim 22, wherein the kidney cancer is a kidney clear cell carcinoma.

25. The method of claim 22, wherein the brain cancer is selected from a glioblastoma, medullablastoma, glioma, and combinations thereof.

26. The method of claim 22, wherein the bladder cancer is a bladder urothelial carcinoma.

27. The method of claim 22, wherein the liver cancer is a hepatic carcinoma.

28. The method of claim 22, wherein the hematological cancer is selected from chronic

myeloid leukemia (CML), acute myeloid leukemia (AML), chronic lymphoid leukemia (CLL), acute lymphoid leukemia (ALL), hairy cell leukemia, chronic myelomonocytic leukemia (CMML), juvenile myelomonocyte leukemia (JMML), large granular lymphocytic leukemia (LGL), acute lymphocytic leukemia, acute lymphoblastic leukemia, B-cell lymphoma, T-cell-lymphoma, Hodgkin's lymphoma, non-Hodgkin's lymphoma, hairy cell lymphoma, Burkett's lymphoma, Hodgkin lymphoma, non-Hodgkin lymphoma, and combinations thereof.

29. The method of any one of claims 13-28, further comprising the step of administering a therapeutically effective amount of at least one agent known to treat a cancer.

30. The method of claim 29, wherein the at least one agent is selected from uracil mustard, chlormethine, cyclophosphamide, ifosfamide, melphalan, chlorambucil, pipobroman, triethylenemelamine, triethylenethiophosphoramine, busulfan, carmustine, lomustine, streptozocin, dacarbazine, temozolomide, thiotepa, altretamine, methotrexate, 5-fluorouracil, floxuridine, cytarabine, 6-mercaptopurine, 6-thioguanine, fludarabine phosphate, pentostatin, bortezomib, vinblastine, vincristine, vinorelbine, vindesine, bleomycin, dactinomycin, daunorubicin, doxorubicin, epirubicin, dexamethasone, clofarabine, cladribine, pemextresed, idarubicin, paclitaxel, docetaxel, ixabepilone, mithramycin, topotecan, irinotecan, deoxycoformycin, mitomycin-C, L-asparaginase, interferons, etoposide, teniposide 17α-ethinylestradiol, diethylstilbestrol, testosterone, prednisone, fluoxymesterone, dromostanolone propionate, testolactone, megestrolacetate, tamoxifen, methylprednisolone, methyltestosterone, prednisolone, triamcinolone, chlorotrianisene, hydroxyprogesterone, aminoglutethimide, estramustine, medroxyprogesteroneacetate, leuprolide, flutamide, toremifene, goserelin, cisplatin, carboplatin, hydroxyurea, amsacrine, procarbazine, mitotane, mitoxantrone, levamisole, navelbene, anastrazole, letrazole, capecitabine, reloxafine, droloxafine, hexamethylmelamine, oxaliplatin, gefinitib, capecitabine, erlotinib, azacitidine, temozolomide, gemcitabine, vasostatin, and combinations thereof.

31. The method of claim 29, wherein the at least one agent is a DNA methyltransferase inhibitor, an HDAC-inhibitor, a glucocorticoid, an mTOR inhibitor, a cytotoxic agent, or combinations thereof.

32. The method of claim 31, wherein the DNA methyltransferase inhibitor is 5-aza-2′-deoxycytidine, 5-azacytidine, zebularin, epigallocatechin-3-gallate, procaine, or combinations thereof.

33. The method of claim 31, wherein the HDAC-inhibitor is vorinostat, entinostat, panbinostat, trichostatin A, mocetinostat, belinostat, dacinostat, givinostat, tubastatin

A, pracinostat, droxinostat, quisinostat, romidepsin, valproic acid, AR-42 (OSU-HDAC42), tacedinaline, rocilinostat, apicidin, or combinations thereof.

34. The method of claim 31, wherein the glucocorticoid is dexamethasone, prednisolone, methylprednisolone, betamethasone, triamicinolone, fludrocortisone, beclomethasone, or combinations thereof.

35. The method of claim 31, wherein the mTor inhibitor is BEZ235, everolimus, temsirolimus, rapamycin, AZD8055, or cobminations thereof.

36. The method of claim 31, wherein the cytotoxic agent is an alkylating agent, an antimetabolite agent, an antineoplastic antibiotic agent, a mitotic inhibitor agent, a mTor inhibitor agent or other chemotherapeutic agent.

37. The method of claim 36, wherein the antineoplastic antibiotic agent is selected from one or more of the group consisting of doxorubicin, mitoxantrone, bleomycin, daunorubicin, dactinomycin, epirubicin, idarubicin, plicamycin, mitomycin, pentostatin, and valrubicin, or a pharmaceutically acceptable salt, hydrate, solvate, or polymorph thereof.

38. The method of claim 36, wherein the antimetabolite agent is selected from one or more of the group consisting of gemcitabine, 5-fluorouracil, capecitabine, hydroxyurea, mercaptopurine, pemetrexed, fludarabine, nelarabine, cladribine, clofarabine, cytarabine, decitabine, pralatrexate, floxuridine, methotrexate, and thioguanine, or a pharmaceutically acceptable salt, hydrate, solvate, or polymorph thereof.

39. The method of claim 36, wherein the alkylating agent is selected from one or more of the group consisting of carboplatin, cisplatin, cyclophosphamide, chlorambucil, melphalan, carmustine, busulfan, lomustine, dacarbazine, oxaliplatin, ifosfamide, mechlorethamine, temozolomide, thiotepa, bendamustine, and streptozocin, or a pharmaceutically acceptable salt, hydrate, solvate, or polymorph thereof.

40. The method of claim 36, wherein the mitotic inhibitor agent is selected from one or more of the group consisting of irinotecan, topotecan, rubitecan, cabazitaxel, docetaxel, paclitaxel, etopside, vincristine, ixabepilone, vinorelbine, vinblastine, and teniposide, or a pharmaceutically acceptable salt, hydrate, solvate, or polymorph thereof.

41. The method of claim 36, wherein the mTor inhibitor is everolimus, sirolimus, temsirolimus, or combinations thereof.

42. The method of claim 36, wherein the other chemotherapeutic agent is an anthracycline, cytarabine, a purine analog, sorafenib, gemtuzumab ozogamicin, rituximab, or

~~combinations thereof.~~

~~43. The method of claim 42, wherein the anthracycline is daunorubicin, idarubicin, or combinations thereof.~~

~~44. The method of claim 42, wherein the purine analog is cladribine, fludarabine, clofarabine, or combinations thereof.~~

~~45. The method of any one of claims 29-44, wherein the at least one compound, the at least one pharmaceutical composition, and the at least one agent are administered sequentially.~~

~~46. The method of any one of claims 29-44, wherein the at least one compound, the at least one pharmaceutical composition, and the at least one agent are administered simultaneously.~~

~~47. The method of any one of claims 29-44, wherein the at least one compound, the at least one pharmaceutical composition, and the at least one agent are co-formulated.~~

~~48. The method of any one of claims 29-44, wherein the at least one compound, the at least one pharmaceutical composition, and the at least one agent are co-packaged.~~

~~49. A method for modulating of cereblon activity in a mammal comprising the step of administering to the mammal a therapeutically effective amount of at least one compound of any of claims 1-9, or a pharmaceutically acceptable salt thereof; or at least one pharmaceutical composition of any one of claims 10-12.~~

~~50. The method of claim 49, wherein the mammal is a human.~~

~~51. The method of claim 49, wherein the mammal has been diagnosed with a need for modulating of cereblon activity prior to the administering step.~~

~~52. The method of claim 49, further comprising the step of identifying a mammal in need for modulating of cereblon activity~~

~~53. A method for modulating of cereblon activity in at least one cell, comprising the step of contacting the at least one cell with an effective amount of at least one compound of any of claims 1-9, or a pharmaceutically acceptable salt thereof; or at least one pharmaceutical composition of any one of claims 10-12.~~

~~54. The method of claim 53, wherein the cell is mammalian.~~

~~55. The method of claim 53, wherein the cell is human.~~

56. The method of claim 53, wherein the cell has been isolated from a mammal prior to the contacting step.

57. The method of claim 53, wherein contacting is via administration to a mammal.

58. The method of claim 57, wherein the mammal has been diagnosed with a need for modulating of cereblon activity prior to the administering step.

59. The method of claim 57, wherein the mammal has been diagnosed with a need for treatment of a disorder related to cereblon activity prior to the administering step.

60. The method of claim 53, wherein the compound inhibits cell proliferation with an $IC_{50}$ of less than about 10 μM when determined in a cell viability assay using MV4-11 cells as described herein.

61. The method of claim 53, wherein the compound exhibits cereblon binding with an $IC_{50}$ of less than about 10 μM using a fluorescence polarization assay as described herein.

62. A method for modulating of GSPT1 activity in at least one cell, comprising the step of contacting the at least one cell with an effective amount of at least one compound of any of claims 1-9, or a pharmaceutically acceptable salt thereof; or at least one pharmaceutical composition of any one of claims 10-12.

63. The method of claim 53, wherein the cell is mammalian.

64. The method of claim 53, wherein the cell is human.

65. The method of claim 53, wherein the cell has been isolated from a mammal prior to the contacting step.

66. The method of claim 53, wherein contacting is via administration to a mammal.

67. The method of claim 57, wherein the mammal has been diagnosed with a need for modulating of cereblon activity prior to the administering step.

68. The method of claim 57, wherein the mammal has been diagnosed with a need for treatment of a disorder related to cereblon activity prior to the administering step.

69. The method of claim 53, wherein the compound inhibits cell proliferation with an $IC_{50}$ of less than about 20 μM when determined in a cell viability assay using GSPT1 HiBit tagged cells.

1. A compound having a structure represented by a formula:

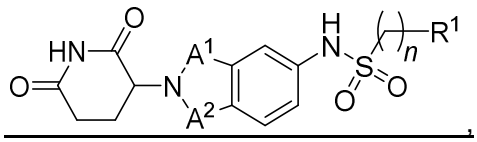

wherein *n* is an integer selected from 0, 1 and 2;

wherein each of $A^1$ and $A^2$ is independently selected from —(C=O)— and —$CH_2$—, provided that at least one of $A^1$ and $A^2$ is —(C=O)—;

wherein $R^1$ is selected from:

(a) a 5- to 10-membered aryl or heteroaryl optionally substituted with a group selected from halogen, —$SF_5$, —CN, —$N_3$, —$NH_2$, —OH, —CN, —$SCF_3$, $C_1$-$C_3$ alkoxy, $C_1$-$C_3$ haloalkyl, $C_1$-$C_3$ aminoalkyl, $C_1$-$C_3$ alkylamino, $C_1$-$C_3$ hydroxyalkyl, —O—($C_1$-$C_3$ haloalkyl), $C_3$-$C_8$ cycloalkyl, $C_1$-$C_6$ alkyl, and phenyl; and

(b) a 5- to 10-membered cycloalkyl optionally substituted with a group selected from halogen, —$SF_5$, —CN, —$N_3$, —$NH_2$, —OH, —CN, —$SCF_3$, $C_1$-$C_3$ alkoxy, $C_1$-$C_3$ haloalkyl, $C_1$-$C_3$ aminoalkyl, $C_1$-$C_3$ alkylamino, $C_1$-$C_3$ hydroxyalkyl, —O—($C_1$-$C_3$ haloalkyl), $C_3$-$C_8$ cycloalkyl, $C_1$-$C_6$ alkyl, and phenyl;

or a pharmaceutically acceptable salt thereof.

2. The compound of claim 1, wherein n is selected from 0 and 1.

3. The compound of claim 1, wherein each of $A^1$ and $A^2$ is —(C=O)—.

4. The compound of claim 1, wherein the compound has a structure represented by a formula

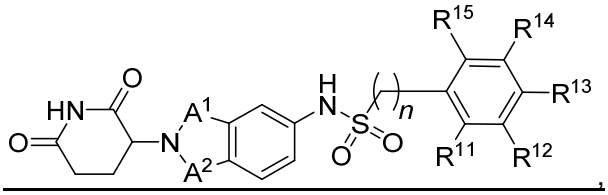

wherein n is an integer selected from 0, 1 and 2;

wherein each of $A^1$ and $A^2$ is independently selected from —(C=O)— and —$CH_2$—, provided that at least one of $A^1$ and $A^2$ is —(C=O)—;

wherein each of $R^{11}$, $R^{12}$, $R^{13}$, $R^{14}$, and $R^{15}$ is independently selected from hydrogen, halogen, —$SF_5$, —CN, —$N_3$, —$NH_2$, —OH, —CN, —$SCF_3$, $C_1$-$C_3$ alkoxy, $C_1$-$C_3$ haloalkyl, $C_1$-$C_3$ aminoalkyl, $C_1$-$C_3$ alkylamino, $C_1$-$C_3$ hydroxyalkyl, —O—($C_1$-$C_3$ haloalkyl), $C_3$-$C_8$ cycloalkyl, $C_1$-$C_6$ alkyl, and phenyl;

or a pharmaceutically acceptable salt thereof.

5. The compound of claim 4, wherein at least one of $R^{11}$, $R^{12}$, $R^{13}$, $R^{14}$, and $R^{15}$ is not hydrogen.

6. The compound of claim 1, the compound has a structure represented by a formula:

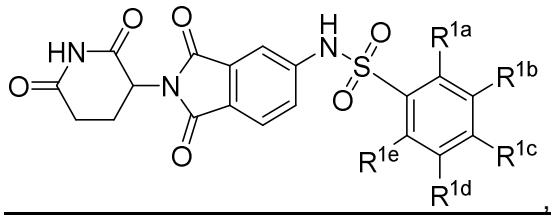

wherein $R^{1a}$ is selected from bromo, methyl, $-CF_3$, and $-OCF_3$;

wherein each of $R^{1b}$, $R^{1d}$, and $R^{1e}$ is independently selected from hydrogen, halogen, and methyl; and

wherein $R^{1c}$ is selected from hydrogen, halogen, methyl, and phenyl;

or a pharmaceutically acceptable salt thereof.

7. The compound of claim 6, wherein $R^{1a}$ is selected from $-CF_3$ and $-OCF_3$.

8. The compound of claim 6, wherein each of $R^{1b}$, $R^{1c}$, $R^{1d}$, and $R^{1e}$ is hydrogen.

9. The compound of claim 1, having a structure represented by a formula:

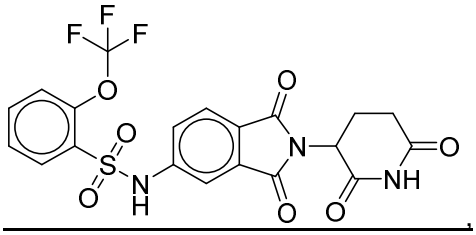

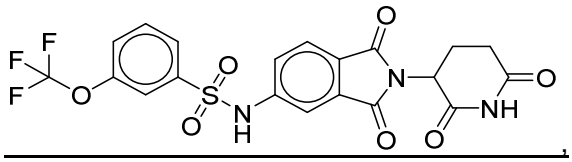

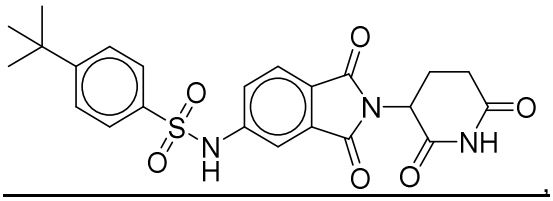

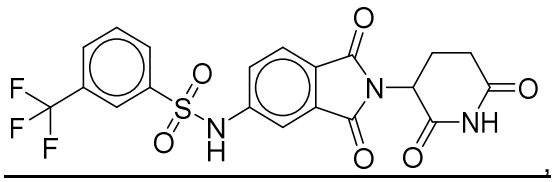

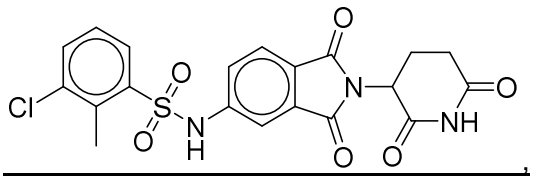

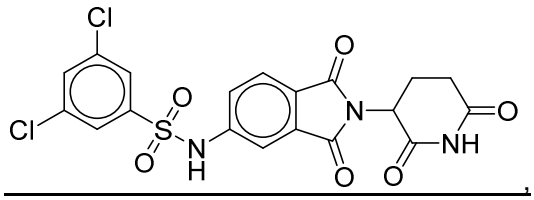

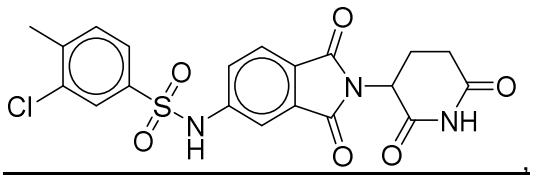

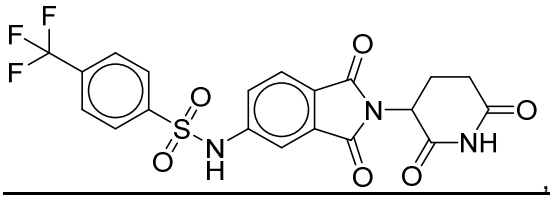

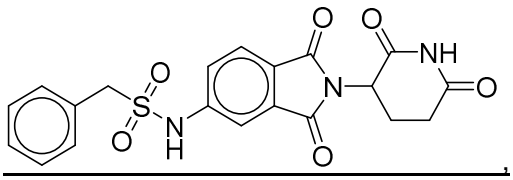

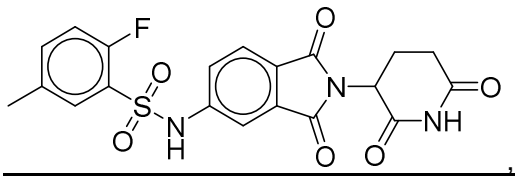

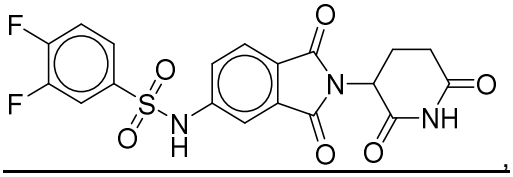

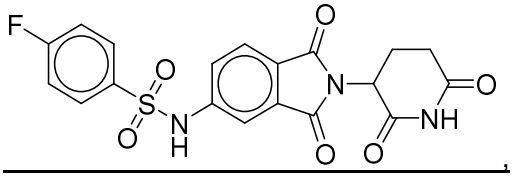

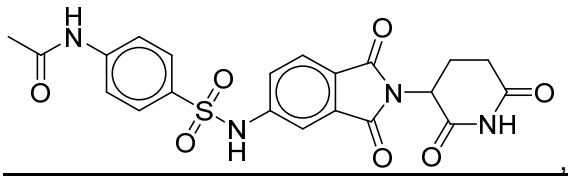

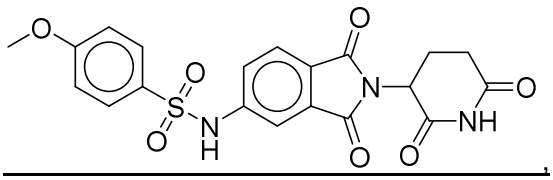

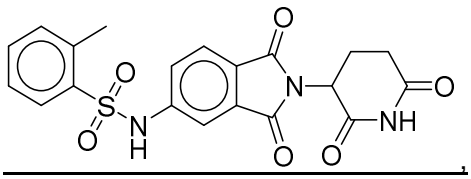

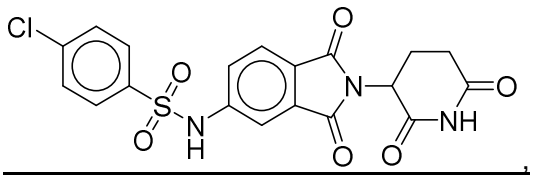

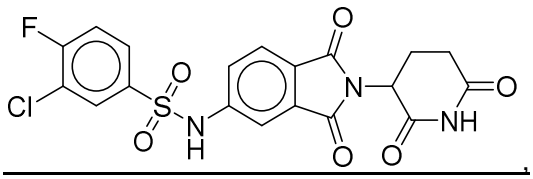

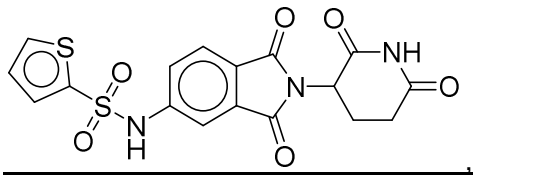

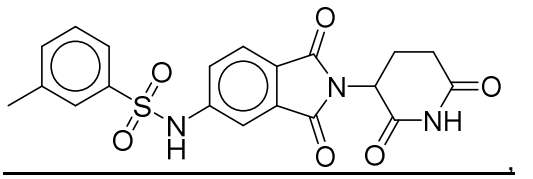

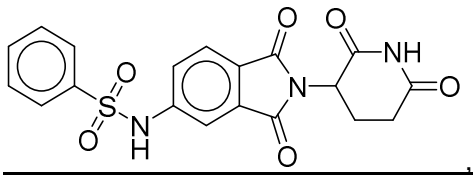

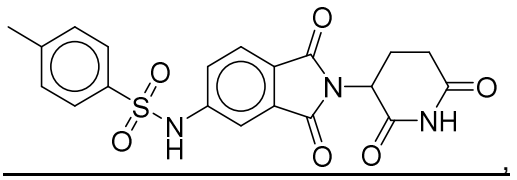

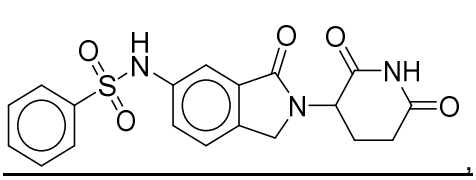

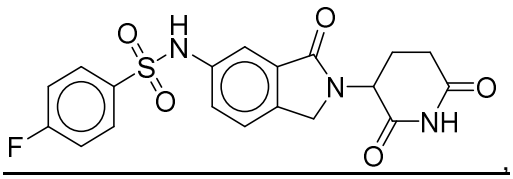

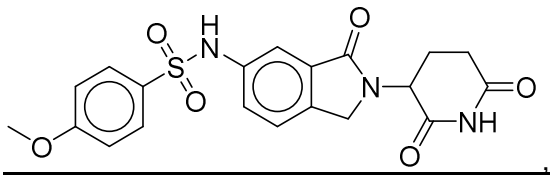

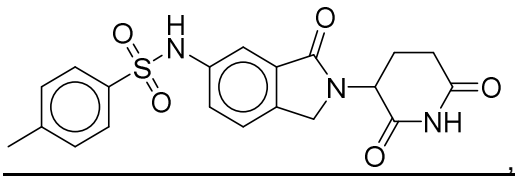

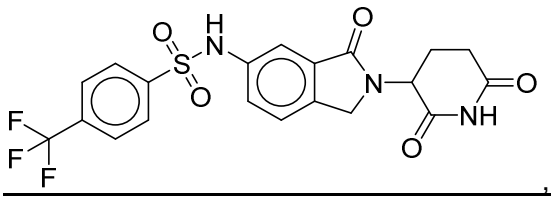

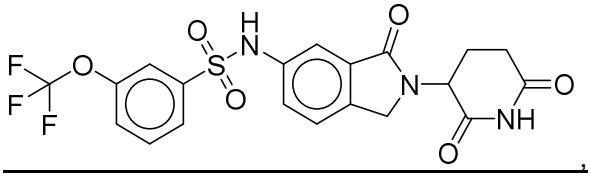

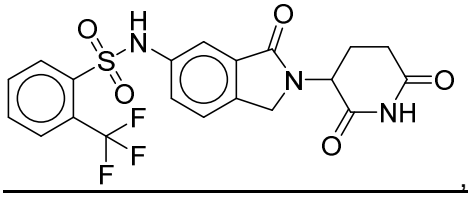

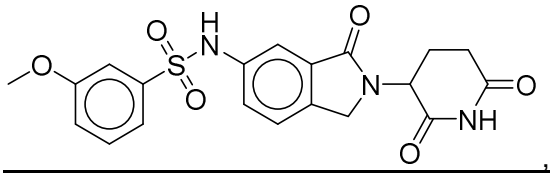

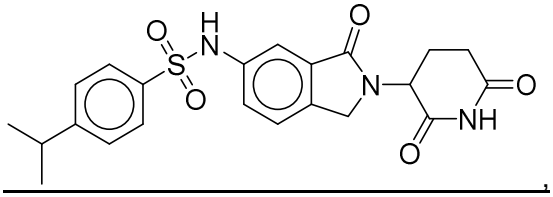

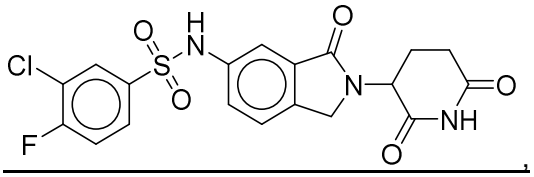

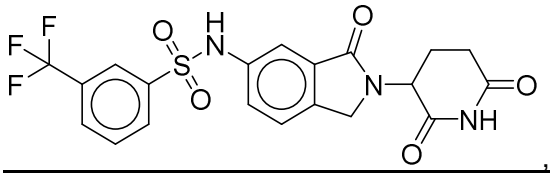

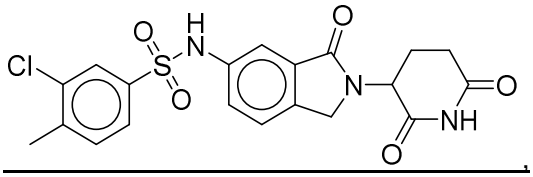

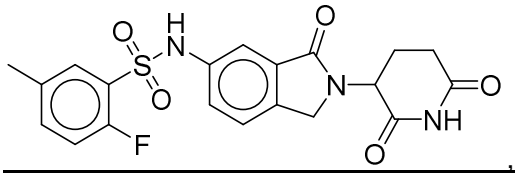

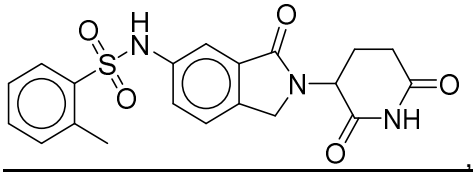

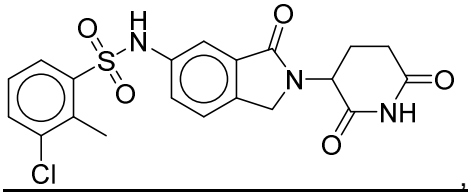

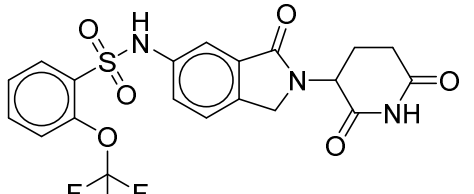

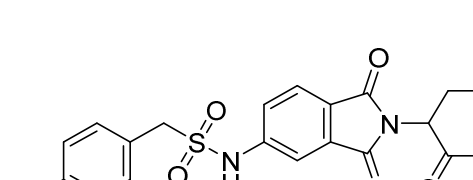





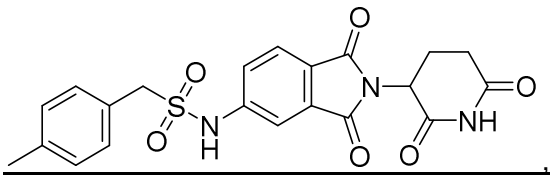

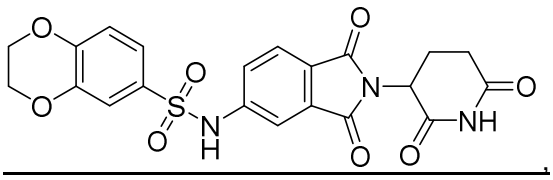

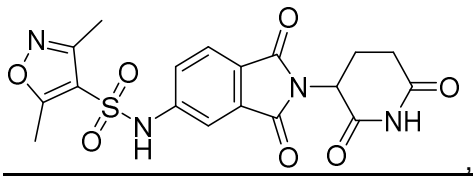

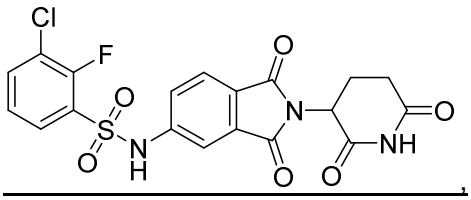

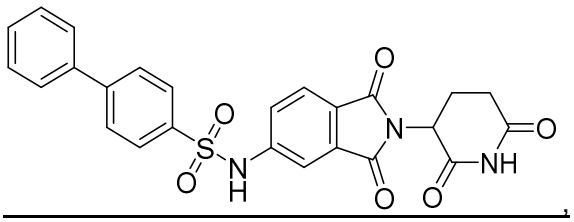

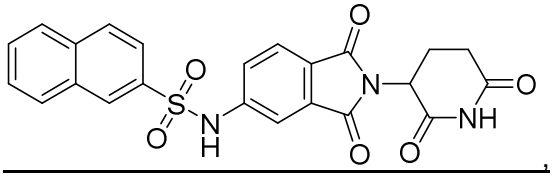

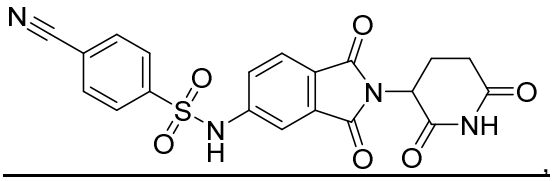

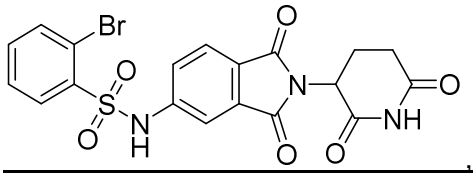

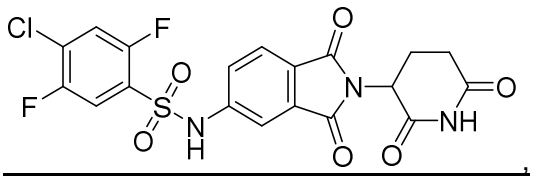

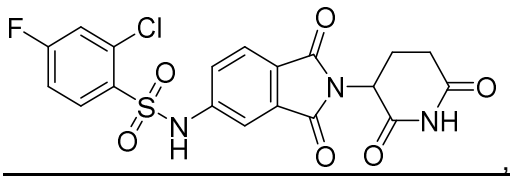

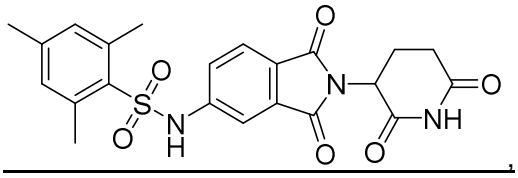

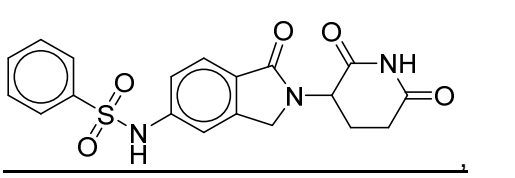

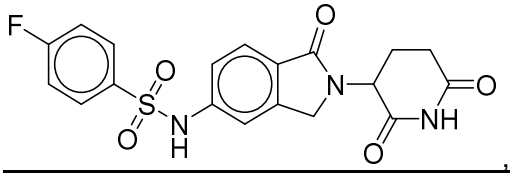

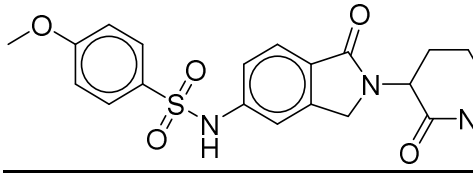

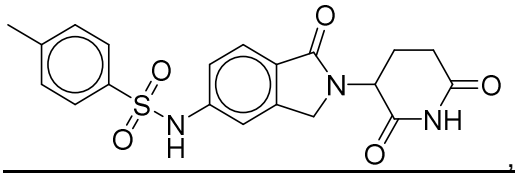

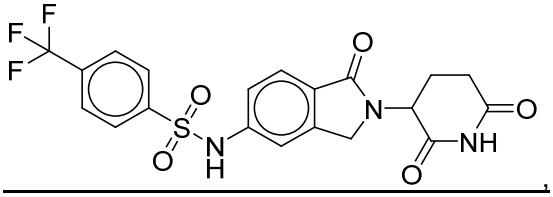





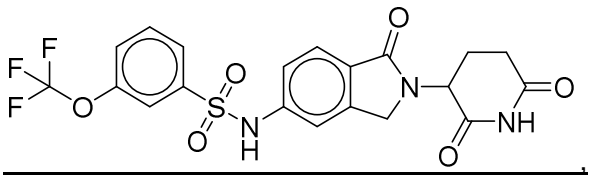

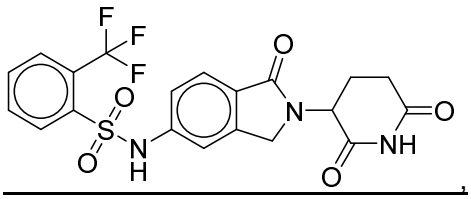

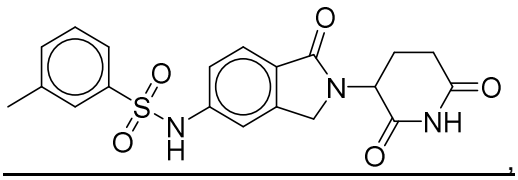

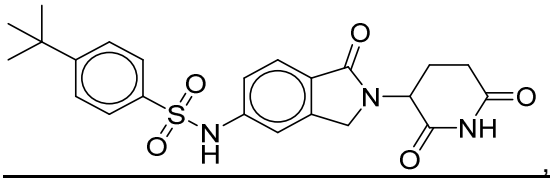

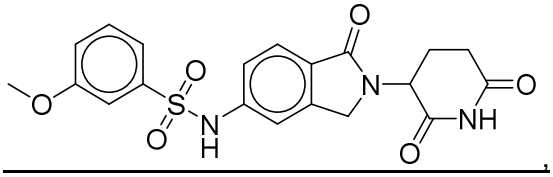

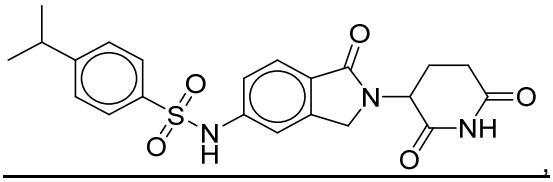

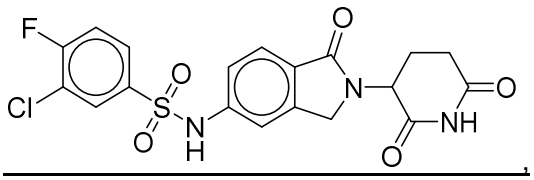

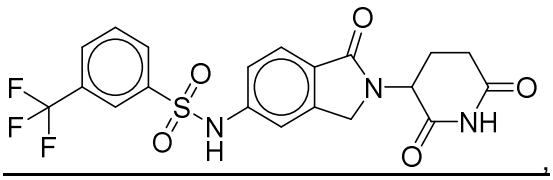

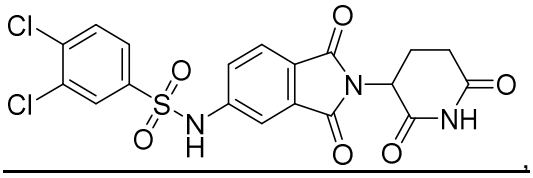

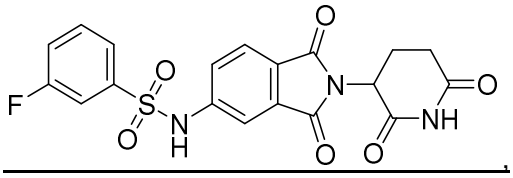

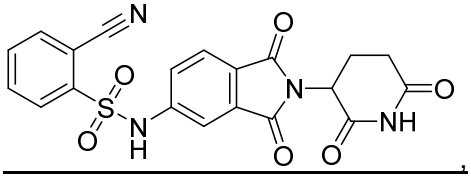

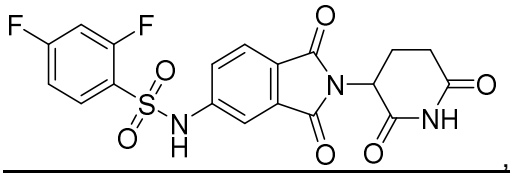

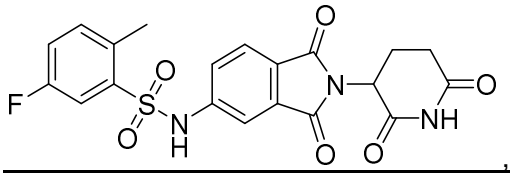

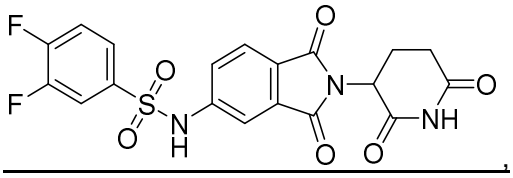

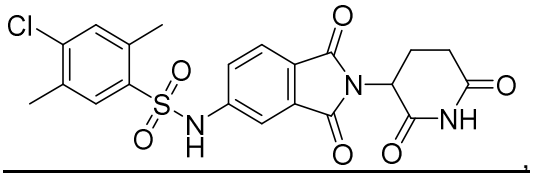

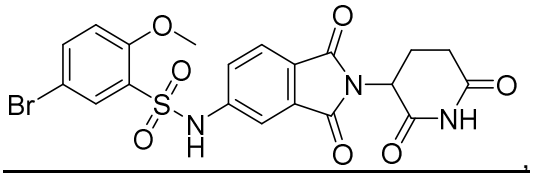

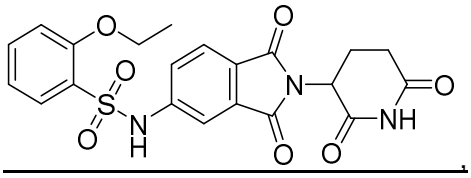

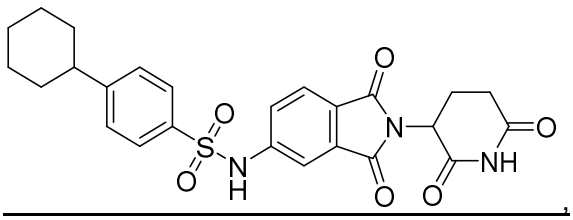

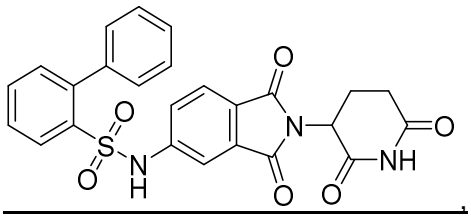

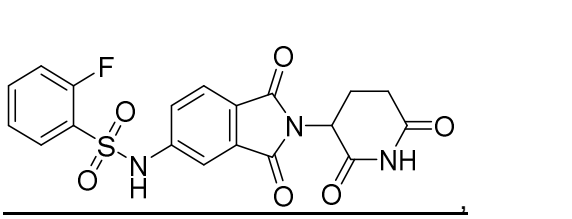

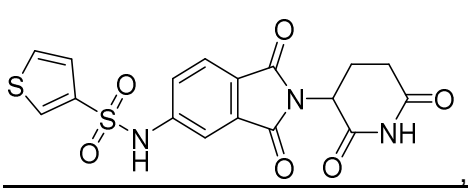

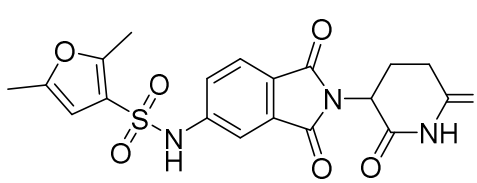

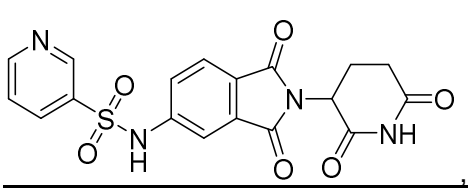

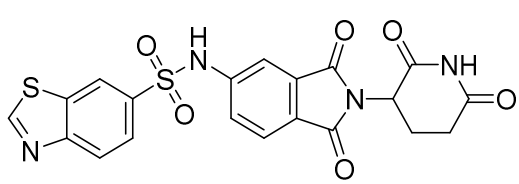





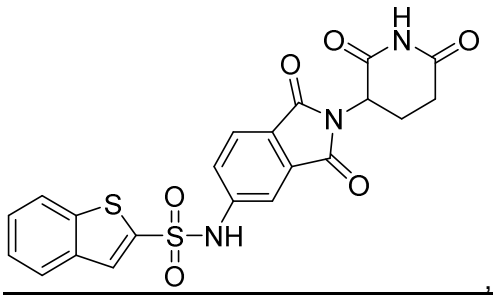

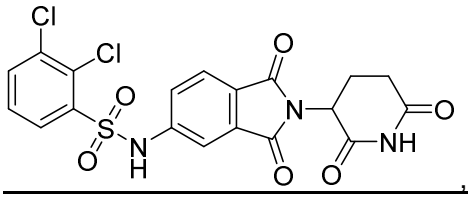

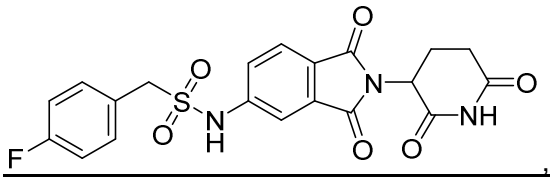

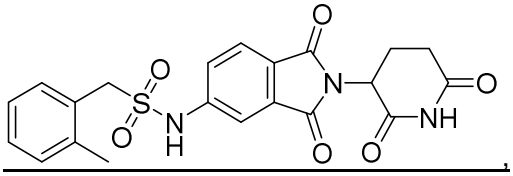

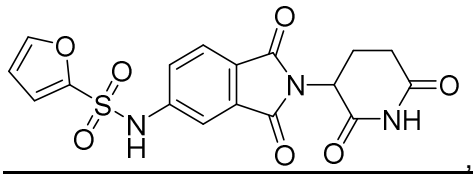

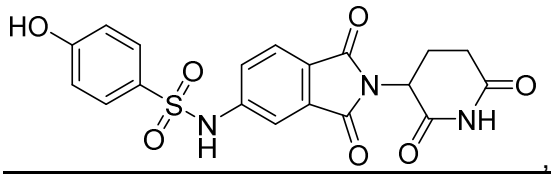

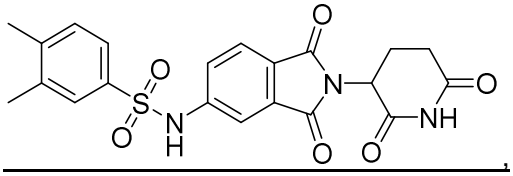

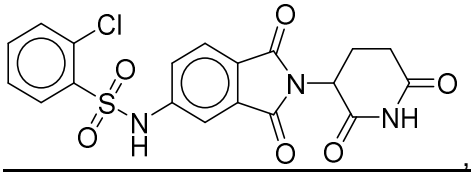

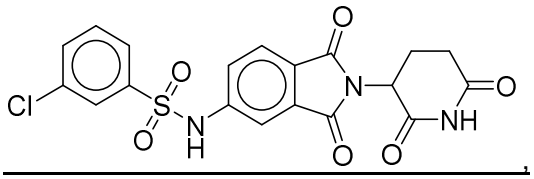

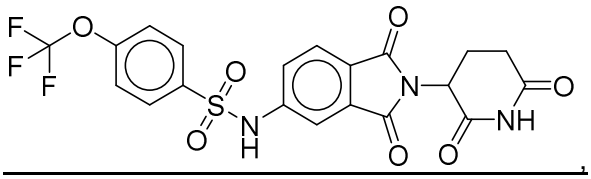

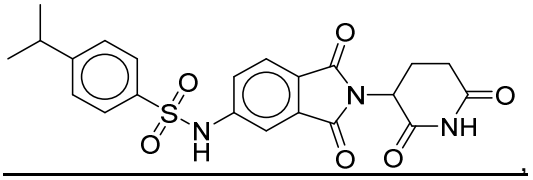

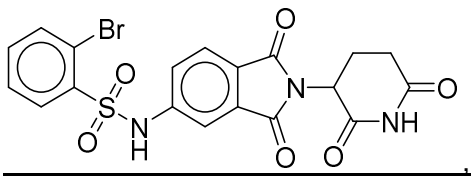

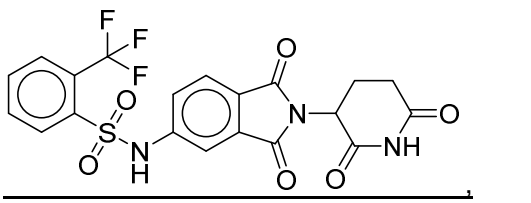

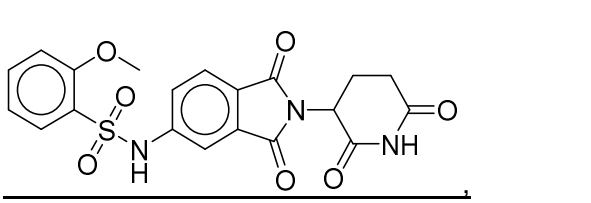

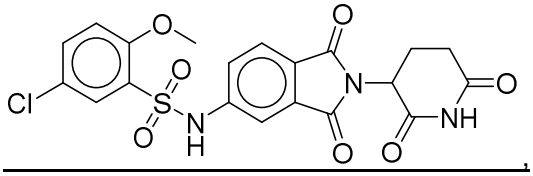
,
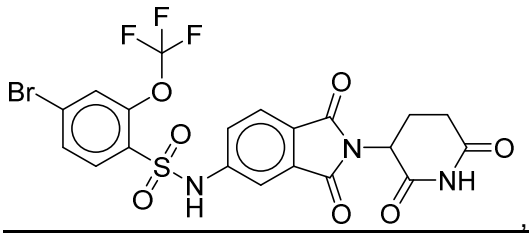
,
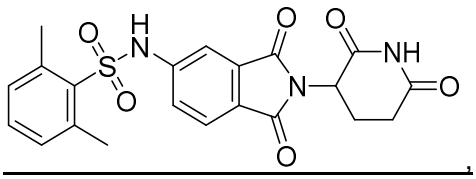
, or a subgroup thereof.

10. The compound of claim 8, having a structure represented by a formula:

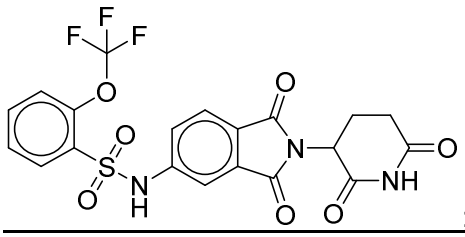
;
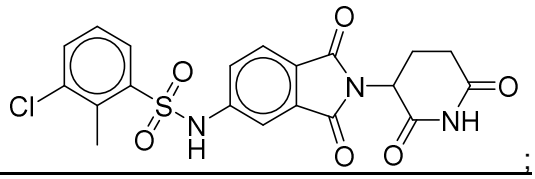
;
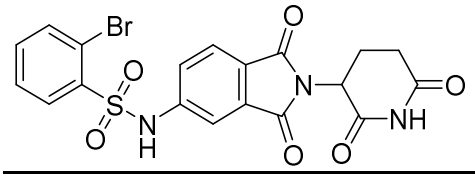
;
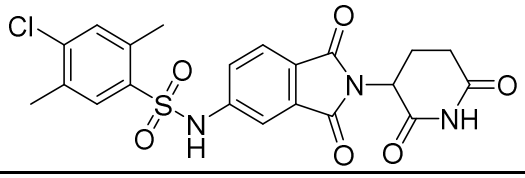
;
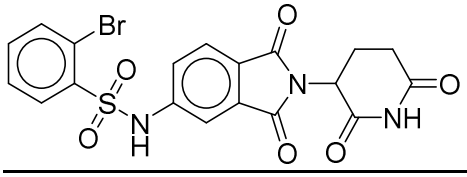
;
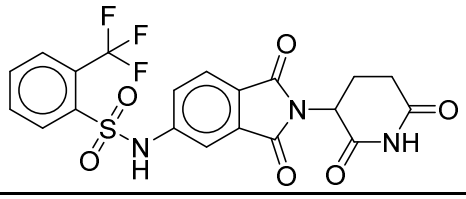
;
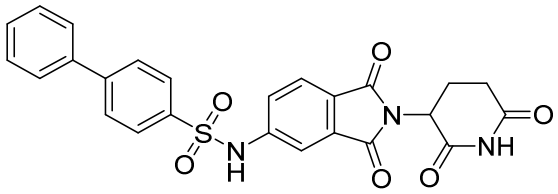
; or a subgroup thereof.

11. A pharmaceutical composition comprising a therapeutically effective amount of a compound of claim 1, and a pharmaceutically acceptable carrier.

12. The pharmaceutical composition of claim 11, further comprising at least one agent known to treat a cancer.

13. A method for the treatment of a disorder of uncontrolled cellular proliferation in a mammal comprising the step of administering to the mammal a therapeutically effective amount of at least one compound of claim 1, or a pharmaceutically acceptable salt thereof.

14. The method of claim 13, wherein the mammal has been diagnosed with a need for treatment of the disorder of uncontrolled cellular proliferation prior to the administering step.

15. The method of claim 13, further comprising the step of identifying a mammal in need of treatment of the disorder of uncontrolled cellular proliferation.

16. The method of claim 13, wherein the disorder of uncontrolled cellular proliferation is associated with cereblon (CRBN) dysfunction.

17. The method of claim 13, wherein the disorder of uncontrolled cellular proliferation is a cancer.

18. The method of claim 17, wherein the cancer is selected from a brain cancer, lung cancer, hematological cancer, bladder cancer, colon cancer, cervical cancer, ovarian cancer, squamous cell cancer, kidney cancer, peritoneal cancer, breast cancer, gastric cancer, colorectal cancer, prostate cancer, pancreatic cancer, genitourinary tract cancer, lymphatic system cancer, stomach cancer, larynx cancer, malignant melanoma, colorectal cancer, endometrial carcinoma, thyroid cancer, rhabdosarcoma, and combinations thereof.

19. The method of claim 18, wherein the lung cancer is selected from small-cell lung cancer, non-small cell lung cancer, and combinations thereof;

    wherein the kidney cancer is a kidney clear cell carcinoma;

    wherein the brain cancer is selected from glioblastoma, medullablastoma, glioma, and combination thereof;

    wherein the bladder cancer is a bladder urothelia carcinoma;

    the liver cancer is a hepatic carcinoma; and

    the hematological cancer is selected from a childhood acute leukemia (AL), chronic myeloid leukemia (CML), acute myeloid leukemia (AML), chronic lymphoid leukemia (CLL), acute lymphoid leukemia (ALL), hairy cell leukemia, chronic myelomonocytic leukemia (CMML), juvenile myelomonocyte leukemia (JMML), large granular lymphocytic leukemia (LGL), acute lymphocytic leukemia, acute lymphoblastic leukemia, B-cell lymphoma, T-cell-lymphoma, Hodgkin's lymphoma, non-Hodgkin's lymphoma, hairy cell lymphoma, Burkett's lymphoma, Hodgkin lymphoma, non-Hodgkin lymphoma, and combinations thereof.

20. The method of claim 13, further comprising the step of administering a therapeutically effective amount of at least one agent known to treat a cancer.

21. The method of claim 20, wherein the at least one agent is selected from uracil mustard, chlormethine, cyclophosphamide, ifosfamide, melphalan, chlorambucil, pipobroman, triethylenemelamine, triethylenethiophosphoramine, busulfan, carmustine, lomustine, streptozocin, dacarbazine, temozolomide, thiotepa, altretamine, methotrexate, 5-fluorouracil, floxuridine, cytarabine, 6-mercaptopurine, 6-thioguanine, fludarabine phosphate, pentostatin, bortezomib, vinblastine, vincristine, vinorelbine, vindesine, bleomycin, dactinomycin, daunorubicin, doxorubicin, epirubicin, dexamethasone, clofarabine, cladribine, pemextresed, idarubicin, paclitaxel, docetaxel, ixabepilone, mithramycin, topotecan, irinotecan, deoxycoformycin, mitomycin-C, L-asparaginase, interferons, etoposide, teniposide 17α-ethinylestradiol, diethylstilbestrol, testosterone, prednisone, fluoxymesterone, dromostanolone propionate, testolactone, megestrolacetate, tamoxifen, methylprednisolone, methyltestosterone, prednisolone, triamcinolone, chlorotrianisene, hydroxyprogesterone, aminoglutethimide, estramustine, medroxyprogesteroneacetate, leuprolide, flutamide, toremifene, goserelin, cisplatin, carboplatin, hydroxyurea, amsacrine, procarbazine, mitotane, mitoxantrone, levamisole, navelbene, anastrazole, letrazole, capecitabine, reloxafine, droloxafine, hexamethylmelamine, oxaliplatin, gefinitib, capecitabine, erlotinib, azacitidine, temozolomide, gemcitabine, vasostatin, and combinations thereof.

22. The method of claim 20, wherein the at least one agent is a DNA methyltransferase inhibitor, an HDAC-inhibitor, a glucocorticoid, an mTOR inhibitor, a cytotoxic agent, or combinations thereof.

23. The method of claim 22, wherein the DNA methyltransferase inhibitor is 5-aza-2′-deoxycytidine, 5-azacytidine, zebularin, epigallocatechin-3-gallate, procaine, or combinations thereof;

wherein the HDAC-inhibitor is vorinostat, entinostat, panbinostat, trichostatin A, mocetinostat, belinostat, dacinostat, givinostat, tubastatin A, pracinostat, droxinostat, quisinostat, romidepsin, valproic acid, AR-42 (OSU-HDAC42), tacedinaline, rocilinostat, apicidin, or combinations thereof;

wherein the glucocorticoid is dexamethasone, prednisolone, methylprednisolone, betamethasone, triamicinolone, fludrocortisone, beclomethasone, or combinations thereof;

wherein the mTor inhibitor is BEZ235, everolimus, temsirolimus, rapamycin, AZD8055, or combinations thereof; and

wherein the cytotoxic agent is an alkylating agent, an antimetabolite agent, an antineoplastic antibiotic agent, a mitotic inhibitor agent, a mTor inhibitor agent, or other

chemotherapeutic agent.

24. The method of claim 23, wherein the antineoplastic antibiotic agent is selected from one or more of the group consisting of doxorubicin, mitoxantrone, bleomycin, daunorubicin, dactinomycin, epirubicin, idarubicin, plicamycin, mitomycin, pentostatin, and valrubicin, or a pharmaceutically acceptable salt, hydrate, solvate, or polymorph thereof;

wherein the antimetabolite agent is selected from one or more of the group consisting of gemcitabine, 5-fluorouracil, capecitabine, hydroxyurea, mercaptopurine, pemetrexed, fludarabine, nelarabine, cladribine, clofarabine, cytarabine, decitabine, pralatrexate, floxuridine, methotrexate, and thioguanine, or a pharmaceutically acceptable salt, hydrate, solvate, or polymorph thereof;

wherein the alkylating agent is selected from one or more of the group consisting of carboplatin, cisplatin, cyclophosphamide, chlorambucil, melphalan, carmustine, busulfan, lomustine, dacarbazine, oxaliplatin, ifosfamide, mechlorethamine, temozolomide, thiotepa, bendamustine, and streptozocin, or a pharmaceutically acceptable salt, hydrate, solvate, or polymorph thereof;

wherein the mitotic inhibitor agent is selected from one or more of the group consisting of irinotecan, topotecan, rubitecan, cabazitaxel, docetaxel, paclitaxel, etopside, vincristine, ixabepilone, vinorelbine, vinblastine, and teniposide, or a pharmaceutically acceptable salt, hydrate, solvate, or polymorph thereof;

wherein the mTor inhibitor is everolimus, sirolimus, temsirolimus, or combinations thereof; and

wherein the other chemotherapeutic agent is an anthracycline, cytarabine, a purine analog, sorafenib, gemtuzumab ozogamicin, rituximab, or combinations thereof.

25. The method of claim 20, wherein the at least one agent is administered sequentially or simultaneously.

26. The method of claim 20, wherein the at least one agent is co-formulated or co-packaged.

27. A method for modulating of cereblon activity or GSPT1 activity in at least one cell, comprising the step of contacting the at least one cell with an effective amount of at least one compound of claim 1, or a pharmaceutically acceptable salt thereof.

28. The method of claim 27, wherein contacting is via administration to a mammal.

29. The method of claim 28, wherein the mammal has been diagnosed with a need for modulating of cereblon activity or for treatment of a disorder related to cereblon activity prior to the administering step.

30. The method of claim 28, wherein the compound inhibits cell proliferation with an $IC_{50}$ of less than about 10 μM when determined in a cell viability assay using MV4-11 cells as described herein;

wherein the compound exhibits cereblon binding with an $IC_{50}$ of less than about 10 μM using a fluorescence polarization assay as described herein; or

wherein the compound inhibits cell proliferation with an $IC_{50}$ of less than about 20 μM when determined in a cell viability assay using GSPT1 HiBit tagged cells.