SEQUENCE LISTING

<110> BOGOCH, SAMUEL
BOGOCH, ELENORE S.
BOGOCH, SAMUEL WINSTON
BORSANYI, ANNE ELENORE

<120> REPLIKIN-BASED COMPOUNDS FOR THE PREVENTION AND TREATMENT OF INFLUENZA

<130> 13795/47776

<140>
<141>

<150> 61/246,006
<151> 2009-09-25

<150> 12/538,027
<151> 2009-08-07

<150> 61/185,160
<151> 2009-06-08

<150> 61/179,686
<151> 2009-05-19

<150> 61/172,115
<151> 2009-04-23

<150> 12/429,044
<151> 2009-04-23

<150> PCT/US09/41565
<151> 2009-04-23

<160> 66

<170> PatentIn version 3.5

<210> 1
<211> 26
<212> PRT
<213> Influenza virus

<400> 1
His Ala Gln Asp Ile Leu Glu Lys Glu His Asn Gly Lys Leu Cys Ser
1 5 10 15

Leu Lys Gly Val Arg Pro Leu Ile Leu Lys
20 25

<210> 2
<211> 19
<212> PRT
<213> Influenza virus

<400> 2
Lys Glu His Asn Gly Lys Leu Cys Ser Leu Lys Gly Val Arg Pro Leu
1 5 10 15

Ile Leu Lys

<210> 3

<211> 29
<212> PRT
<213> Influenza virus

<400> 3
Lys Lys Asn Asn Ala Tyr Pro Thr Ile Lys Arg Thr Tyr Asn Asn Thr
1 5 10 15

Asn Val Glu Asp Leu Leu Ile Ile Trp Gly Ile His His
20 25

<210> 4
<211> 27
<212> PRT
<213> Influenza virus

<400> 4
His His Ser Asn Glu Gln Gly Ser Gly Tyr Ala Ala Asp Lys Glu Ser
1 5 10 15

Thr Gln Lys Ala Ile Asp Gly Ile Thr Asn Lys
20 25

<210> 5
<211> 21
<212> PRT
<213> Influenza virus

<400> 5
His Asp Ser Asn Val Lys Asn Leu Tyr Asp Lys Val Arg Leu Gln Leu
1 5 10 15

Arg Asp Asn Ala Lys
20

<210> 6
<211> 22
<212> PRT
<213> Influenza virus

<400> 6
Lys Val Arg Leu Gln Leu Arg Asp Asn Ala Lys Glu Leu Gly Asn Gly
1 5 10 15

Cys Phe Glu Phe Tyr His
20

<210> 7
<211> 17
<212> PRT
<213> Influenza virus

<400> 7
Lys Asp Val Met Glu Ser Met Asp Lys Glu Glu Met Glu Ile Thr Thr
1 5 10 15

His

<210> 8
<211> 15
<212> PRT
<213> Influenza virus

<400> 8
His Phe Gln Arg Lys Arg Arg Val Arg Asp Asn Met Thr Lys Lys
1 5 10 15

<210> 9
<211> 18
<212> PRT
<213> Influenza virus

<400> 9
Lys Lys Trp Ser His Lys Arg Thr Ile Gly Lys Lys Lys Gln Arg Leu
1 5 10 15

Asn Lys

<210> 10
<211> 14
<212> PRT
<213> Influenza virus

<400> 10
His Lys Arg Thr Ile Gly Lys Lys Lys Gln Arg Leu Asn Lys
1 5 10

<210> 11
<211> 26
<212> PRT
<213> Influenza virus

<400> 11
His Glu Gly Ile Gln Ala Gly Val Asp Arg Phe Tyr Arg Thr Cys Lys
1 5 10 15

Leu Val Gly Ile Asn Met Ser Lys Lys Lys
20 25

<210> 12
<211> 35
<212> PRT
<213> Influenza virus

<400> 12
His Ser Trp Ile Pro Lys Arg Asn Arg Ser Ile Leu Asn Thr Ser Gln
1 5 10 15

Arg Gly Ile Leu Glu Asp Glu Gln Met Tyr Gln Lys Cys Cys Asn Leu
20 25 30

Phe Glu Lys
35

<210> 13

<211> 14
<212> PRT
<213> Influenza virus

<400> 13
His Phe Gln Arg Lys Arg Arg Val Arg Asp Asn Val Thr Lys
1 5 10

<210> 14
<211> 13
<212> PRT
<213> Influenza virus

<400> 14
His Cys Gln Lys Thr Met Asn Gln Val Val Met Pro Lys
1 5 10

<210> 15
<211> 13
<212> PRT
<213> Influenza virus

<400> 15
His Tyr Gln Lys Thr Met Asn Gln Val Val Met Pro Lys
1 5 10

<210> 16
<211> 9
<212> PRT
<213> Influenza virus

<400> 16
Lys Arg Trp Arg Leu Phe Ser Lys His
1 5

<210> 17
<211> 8
<212> PRT
<213> Influenza virus

<400> 17
Lys Lys Lys His Lys Leu Asp Lys
1 5

<210> 18
<211> 50
<212> PRT
<213> Influenza virus

<220>
<221> MOD_RES
<222> (9)..(49)
<223> Any amino acid and this region may encompass 1 to 41 residues

<400> 18
Lys Lys Lys Gln Arg Leu Thr Lys Xaa Xaa Xaa Xaa Xaa Xaa Xaa Xaa
1 5 10 15

Xaa Xaa Xaa Xaa Xaa Xaa Xaa Xaa Xaa Xaa Xaa Xaa Xaa Xaa Xaa Xaa
20 25 30

Xaa Xaa Xaa Xaa Xaa Xaa Xaa Xaa Xaa Xaa Xaa Xaa Xaa Xaa Xaa Xaa
35 40 45

Xaa His
50

<210> 19
<211> 14
<212> PRT
<213> Influenza virus

<400> 19
His Phe Gln Arg Lys Arg Arg Val Arg Asp Asn Met Thr Lys
1 5 10

<210> 20
<211> 31
<212> PRT
<213> Influenza virus

<400> 20
His Phe Gln Arg Lys Arg Arg Val Arg Asp Asn Met Thr Lys Lys Met
1 5 10 15

Val Thr Gln Arg Thr Ile Gly Lys Lys Lys Gln Arg Leu Asn Lys
20 25 30

<210> 21
<211> 29
<212> PRT
<213> Influenza virus

<400> 21
Lys Lys Gly Ser Ser Tyr Pro Lys Leu Ser Lys Ser Tyr Val Asn Asn
1 5 10 15

Lys Gly Lys Glu Val Leu Val Leu Trp Gly Val His His
20 25

<210> 22
<211> 16
<212> PRT
<213> Influenza virus

<400> 22
His Pro Val Thr Ile Gly Glu Cys Pro Lys Tyr Val Arg Ser Thr Lys
1 5 10 15

<210> 23
<211> 14
<212> PRT
<213> Influenza virus

<400> 23
Lys Phe Glu Ile Phe Pro Lys Thr Ser Ser Trp Pro Asn His
1 5 10

<210> 24
<211> 18
<212> PRT
<213> Influenza virus

<400> 24
His Asn Gly Lys Leu Cys Lys Leu Lys Gly Ile Ala Pro Leu Gln Leu
1 5 10 15

Gly Lys

<210> 25
<211> 19
<212> PRT
<213> Influenza virus

<400> 25
Lys Ser Tyr Val Asn Asn Lys Gly Lys Glu Val Leu Val Leu Trp Gly
1 5 10 15

Val His His

<210> 26
<211> 15
<212> PRT
<213> Influenza virus

<400> 26
Lys Met Asn Thr Gln Phe Thr Ala Val Gly Lys Glu Phe Asn His
1 5 10 15

<210> 27
<211> 20
<212> PRT
<213> Influenza virus

<400> 27
Lys Ser Gln Leu Lys Asn Asn Ala Lys Glu Ile Gly Asn Gly Cys Phe
1 5 10 15

Glu Phe Tyr His
20

<210> 28
<211> 8
<212> PRT
<213> Influenza virus

<400> 28
Lys His Ser Asn Gly Thr Val Lys
1 5

<210> 29
<211> 30
<212> PRT
<213> Artificial Sequence

<220>

<221> source
<223> /note="Description of Artificial Sequence: Synthetic polypeptide"

<220>
<221> MOD_RES
<222> (23)..(26)
<223> Any amino acid

<400> 29
His Ala Gln Asp Ile Leu Glu Lys Glu His Asn Gly Lys Leu Cys Ser
1 5 10 15

Leu Lys Gly Val Arg Pro Xaa Xaa Xaa Xaa Leu Ile Leu Lys
20 25 30

<210> 30
<211> 30
<212> PRT
<213> Artificial Sequence

<220>
<221> source
<223> /note="Description of Artificial Sequence: Synthetic polypeptide"

<220>
<221> MOD_RES
<222> (5)..(5)
<223> Any amino acid

<220>
<221> MOD_RES
<222> (17)..(17)
<223> Any amino acid

<220>
<221> MOD_RES
<222> (24)..(25)
<223> Any amino acid

<400> 30
His Ala Gln Asp Xaa Ile Leu Glu Lys Glu His Asn Gly Lys Leu Cys
1 5 10 15

Xaa Ser Leu Lys Gly Val Arg Xaa Xaa Pro Leu Ile Leu Lys
20 25 30

<210> 31
<211> 13
<212> PRT
<213> Artificial Sequence

<220>
<221> source
<223> /note="Description of Artificial Sequence: Synthetic peptide"

<400> 31
Lys Glu His Asn Gly Lys Leu Cys Ser Leu Lys Gly Lys
1 5 10

<210> 32
<211> 29
<212> PRT
<213> Influenza virus

<400> 32
Lys Lys Gly Asn Ser Tyr Pro Lys Leu Ser Lys Ser Tyr Ile Asn Asp
1 5 10 15

Lys Gly Lys Glu Val Leu Val Leu Trp Gly Ile His His
20 25

<210> 33
<211> 28
<212> PRT
<213> Influenza virus

<400> 33
Lys Asn Gly Leu Tyr Pro Asn Leu Ser Lys Ser Tyr Ala Asn Asn Lys
1 5 10 15

Glu Lys Glu Val Leu Val Leu Trp Gly Val His His
20 25

<210> 34
<211> 22
<212> PRT
<213> Influenza virus

<400> 34
Lys Leu Ser Lys Ser Tyr Val Asn Asn Lys Gly Lys Glu Val Leu Val
1 5 10 15

Leu Trp Gly Val His His
20

<210> 35
<211> 14
<212> PRT
<213> Influenza virus

<400> 35
Lys Phe Glu Ile Phe Pro Lys Thr Ser Ser Trp Pro Asn His
1 5 10

<210> 36
<211> 19
<212> PRT
<213> Influenza virus

<400> 36
Lys Ser Tyr Val Asn Asn Lys Gly Lys Glu Val Leu Val Leu Trp Gly
1 5 10 15

Val His His

<210> 37

<211> 16
<212> PRT
<213> Influenza virus

<400> 37
His Pro Val Thr Ile Gly Glu Cys Pro Lys Tyr Val Arg Ser Thr Lys
1 5 10 15

<210> 38
<211> 8
<212> PRT
<213> Influenza virus

<400> 38
Lys Glu Phe Asn His Leu Glu Lys
1 5

<210> 39
<211> 12
<212> PRT
<213> Influenza virus

<400> 39
His Leu Glu Lys Arg Ile Glu Asn Leu Asn Lys Lys
1 5 10

<210> 40
<211> 15
<212> PRT
<213> Influenza virus

<400> 40
Lys Met Asn Thr Gln Phe Thr Ala Val Gly Lys Glu Phe Asn His
1 5 10 15

<210> 41
<211> 8
<212> PRT
<213> Influenza virus

<400> 41
Lys His Ser Asn Gly Thr Val Lys
1 5

<210> 42
<211> 19
<212> PRT
<213> Influenza virus

<400> 42
Lys Ser Tyr Ile Asn Asp Lys Gly Lys Glu Val Leu Val Leu Trp Gly
1 5 10 15

Ile His His

<210> 43
<211> 13
<212> PRT
<213> Influenza virus

<400> 43
His Pro Ile Thr Ile Gly Lys Cys Pro Lys Tyr Val Lys
1 5 10

<210> 44
<211> 8
<212> PRT
<213> Influenza virus

<400> 44
Lys His Asn Gly Lys Leu Cys Lys
1 5

<210> 45
<211> 17
<212> PRT
<213> Influenza virus

<400> 45
His Ala Gly Ala Lys Ser Phe Tyr Lys Asn Leu Ile Trp Leu Val Lys
1 5 10 15

Lys

<210> 46
<211> 12
<212> PRT
<213> Influenza virus

<400> 46
His Lys Cys Asp Asn Thr Cys Met Glu Ser Val Lys
1 5 10

<210> 47
<211> 16
<212> PRT
<213> Influenza virus

<400> 47
His Ser Val Asn Leu Leu Glu Asp Lys His Asn Gly Lys Leu Cys Lys
1 5 10 15

<210> 48
<211> 16
<212> PRT
<213> Influenza virus

<400> 48
His Ser Val Asn Ile Leu Glu Asp Lys His Asn Gly Lys Leu Cys Lys
1 5 10 15

<210> 49
<211> 8
<212> PRT
<213> Influenza virus

<400> 49
Lys His Ser Asn Gly Thr Val Lys
1 5

<210> 50
<211> 18
<212> PRT
<213> Influenza virus

<400> 50
His Asn Gly Lys Leu Cys Lys Leu Lys Gly Ile Ala Pro Leu Gln Leu
1 5 10 15

Gly Lys

<210> 51
<211> 18
<212> PRT
<213> Influenza virus

<400> 51
His Asn Gly Lys Leu Cys Lys Leu Lys Gly Ile Ala Pro Leu Gln Leu
1 5 10 15

Gly Lys

<210> 52
<211> 20
<212> PRT
<213> Influenza virus

<400> 52
Lys Ser Gln Leu Lys Asn Asn Ala Lys Glu Ile Gly Asn Gly Cys Phe
1 5 10 15

Glu Phe Tyr His
20

<210> 53
<211> 16
<212> PRT
<213> Influenza virus

<400> 53
His Pro Val Thr Ile Gly Glu Cys Pro Lys Tyr Val Lys Ser Thr Lys
1 5 10 15

<210> 54
<211> 13
<212> PRT
<213> Influenza virus

<400> 54
His Asp Ser Asn Val Lys Asn Leu Tyr Glu Lys Val Lys
1 5 10

<210> 55
<211> 17
<212> PRT
<213> Influenza virus

<400> 55
His Asp Ser Asn Val Lys Asn Leu Tyr Glu Lys Val Lys Ser Gln Leu
1 5 10 15

Lys

<210> 56
<211> 16
<212> PRT
<213> Influenza virus

<400> 56
His Pro Val Thr Ile Gly Glu Cys Pro Lys Tyr Val Arg Ser Ala Lys
1 5 10 15

<210> 57
<211> 12
<212> PRT
<213> Influenza virus

<400> 57
His Lys Cys Asn Asn Glu Cys Met Glu Ser Val Lys
1 5 10

<210> 58
<211> 18
<212> PRT
<213> Influenza virus

<400> 58
Lys Ser Tyr Val Asn Asn Lys Glu Lys Glu Val Leu Val Leu Trp Gly
1 5 10 15

Val His

<210> 59
<211> 16
<212> PRT
<213> Influenza virus

<400> 59
His Pro Ile Thr Ile Gly Glu Cys Pro Lys Tyr Val Lys Ser Thr Lys
1 5 10 15

<210> 60
<211> 12
<212> PRT
<213> Influenza virus

<400> 60
His Lys Cys Asp Asp Glu Cys Met Glu Ser Val Lys
1 5 10

<210> 61
<211> 17
<212> PRT
<213> Influenza virus

<400> 61
His Asn Gly Lys Ser Ser Phe Tyr Lys Asn Leu Leu Trp Leu Thr Gly
1 5 10 15

Lys

<210> 62
<211> 12
<212> PRT
<213> Influenza virus

<400> 62
His Lys Cys Asn Asp Glu Cys Met Glu Ser Val Lys
1 5 10

<210> 63
<211> 19
<212> PRT
<213> Influenza virus

<400> 63
Lys Ser Tyr Ala Asn Asn Lys Glu Lys Glu Val Leu Val Leu Trp Gly
1 5 10 15

Val His His

<210> 64
<211> 12
<212> PRT
<213> Influenza virus

<400> 64
His Tyr Ser Arg Lys Phe Thr Pro Glu Ile Ala Lys
1 5 10

<210> 65
<211> 26
<212> PRT
<213> Influenza virus

<400> 65
His Asn Gly Glu Ser Ser Phe Tyr Arg Asn Leu Leu Trp Leu Thr Gly
1 5 10 15

Lys Asn Gly Leu Tyr Pro Asn Leu Ser Lys
20 25

<210> 66
<211> 22
<212> PRT
<213> Influenza virus

<400> 66
Lys Glu Ser Trp Ser Tyr Ile Val Glu Lys Pro Asn Pro Glu Asn Gly
1 5 10 15

Thr Cys Tyr Pro Gly His

20

FIGURE 1

Percent of Chickens with Positive Serum Titer for Antibodies against H5N1

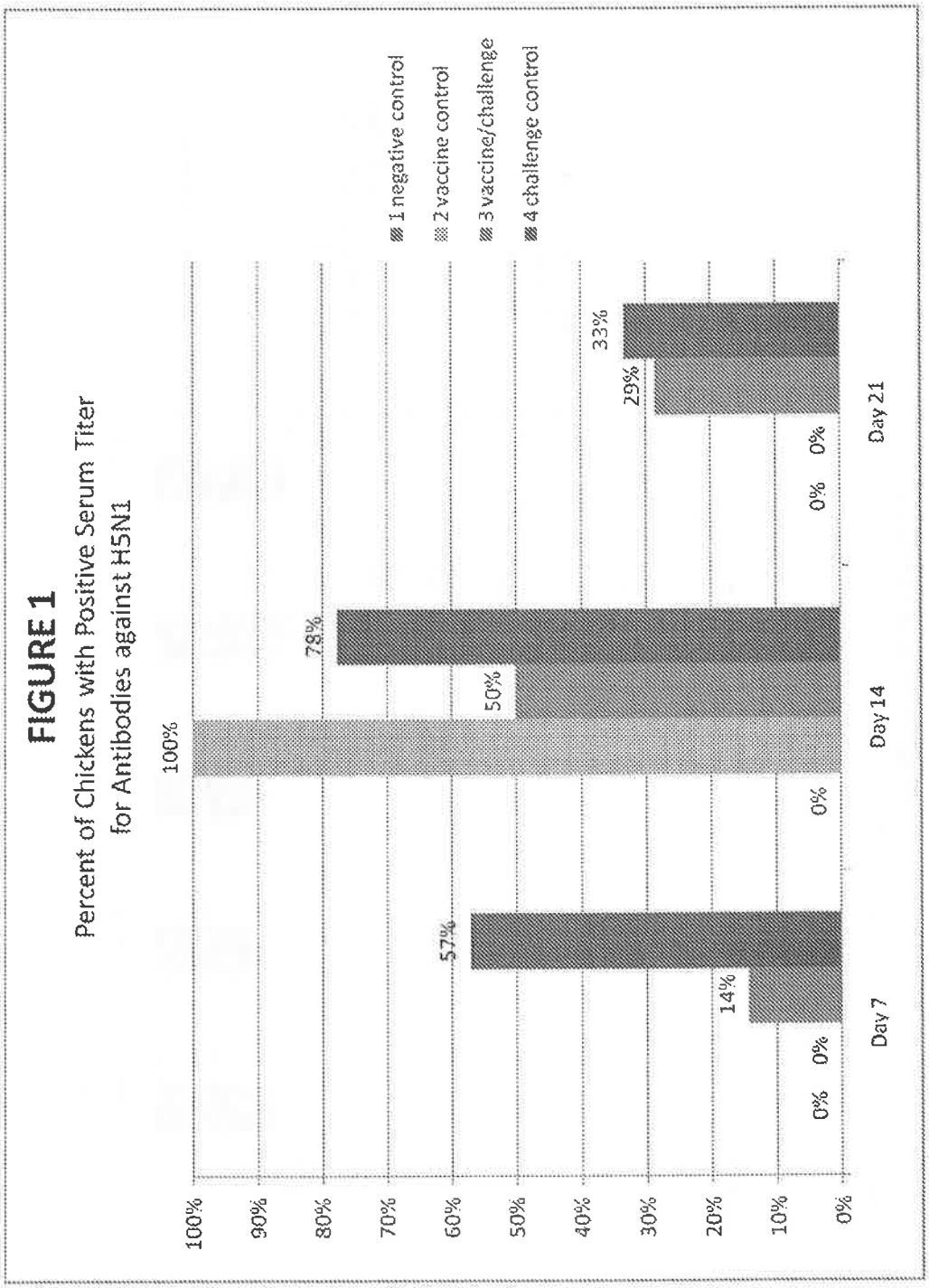

FIGURE 2

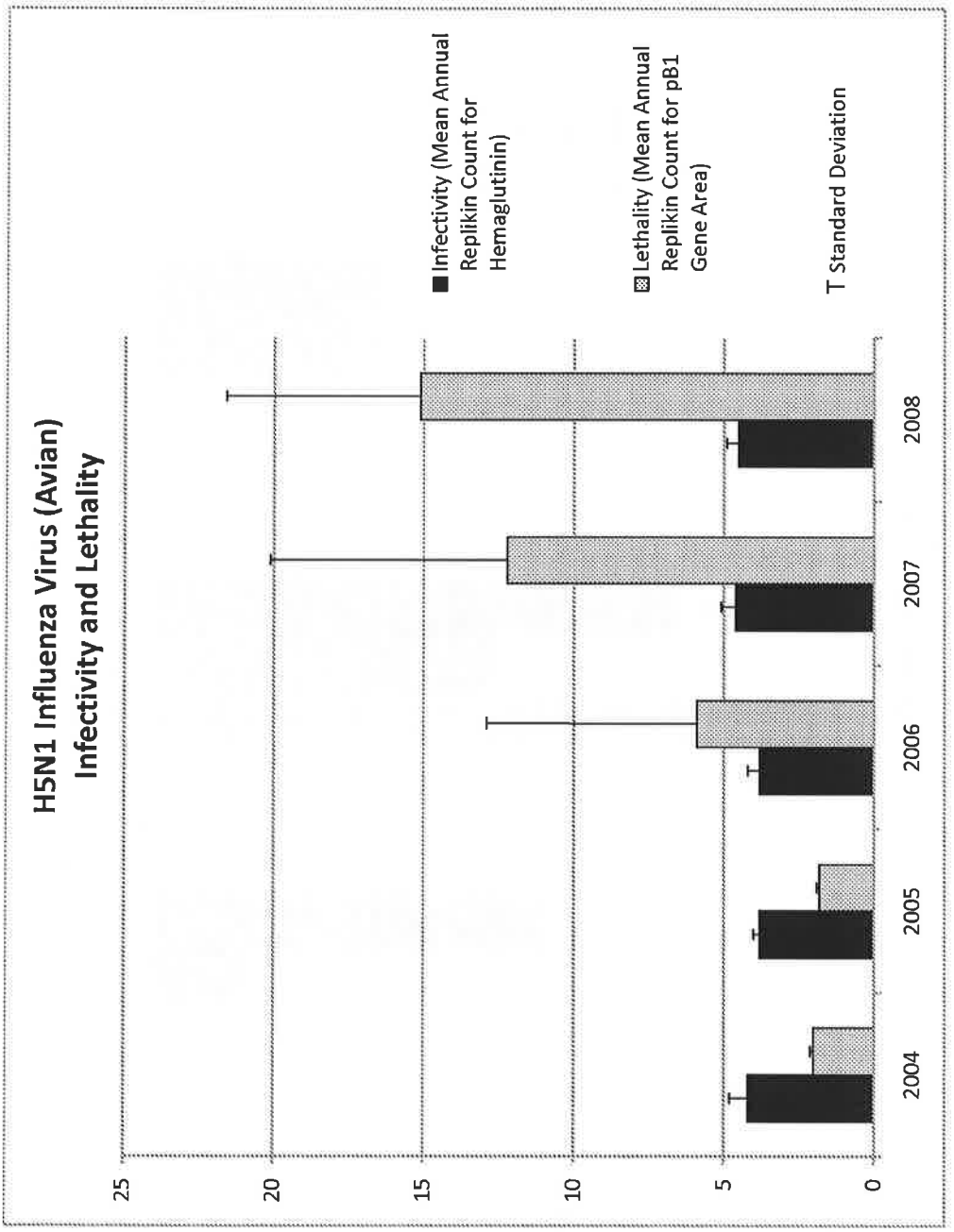
H5N1 Influenza Virus (Avian)
Infectivity and Lethality
Infectivity (Mean Annual Replikin Count for Hemaglutinin)
Lethality (Mean Annual Replikin Count for pB1 Gene Area)
Standard Deviation
25
20
15
10
5
0
2004
2005
2006
2007
2008

FIGURE 3

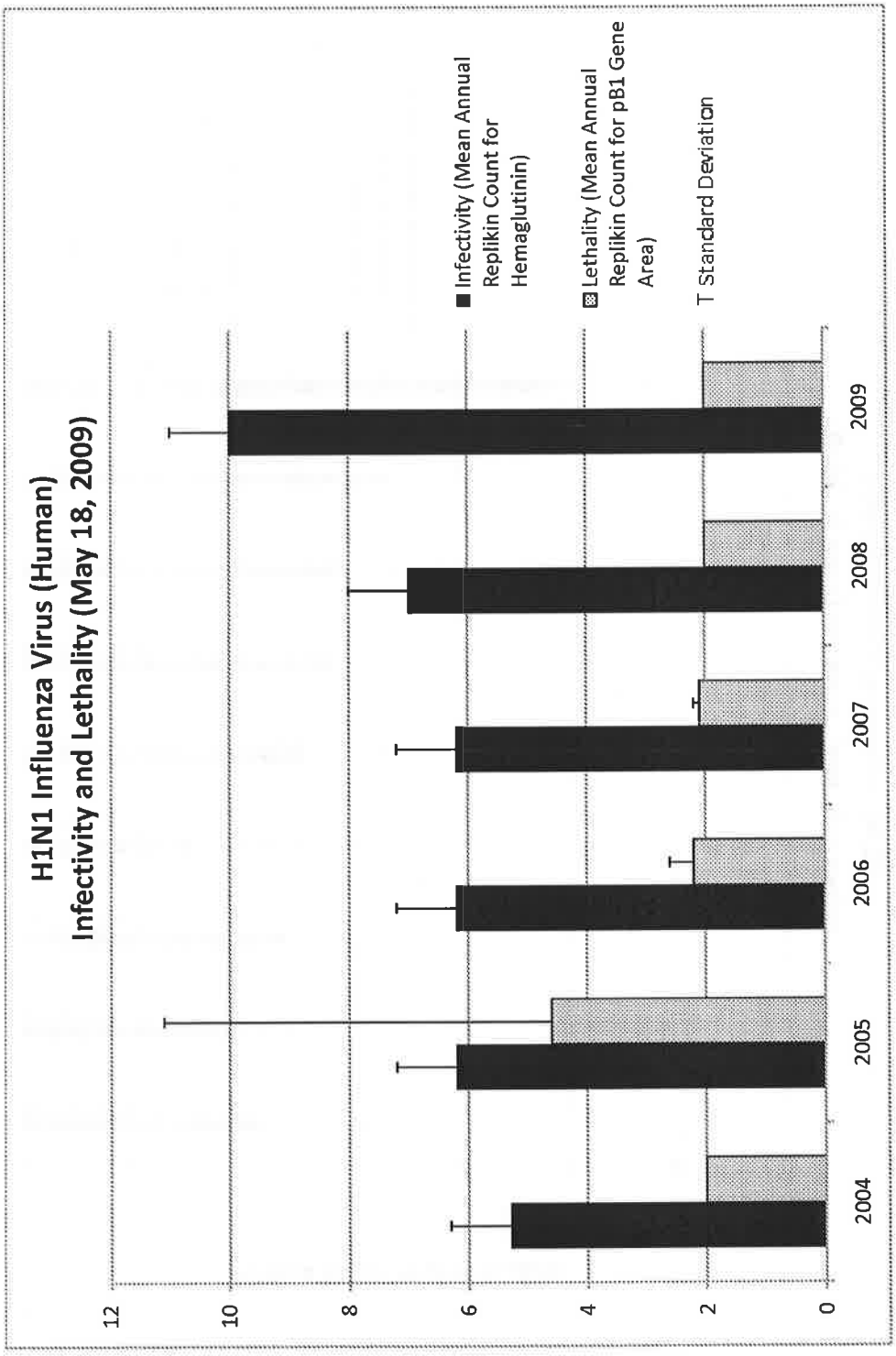
H1N1 Influenza Virus (Human)
Infectivity and Lethality (May 18, 2009)
Infectivity (Mean Annual Replikin Count for Hemaglutinin)
Lethality (Mean Annual Replikin Count for pB1 Gene Area)
Standard Deviation
12
10
8
6
4
2
0
2004
2005
2006
2007
2008
2009

FIGURE 4

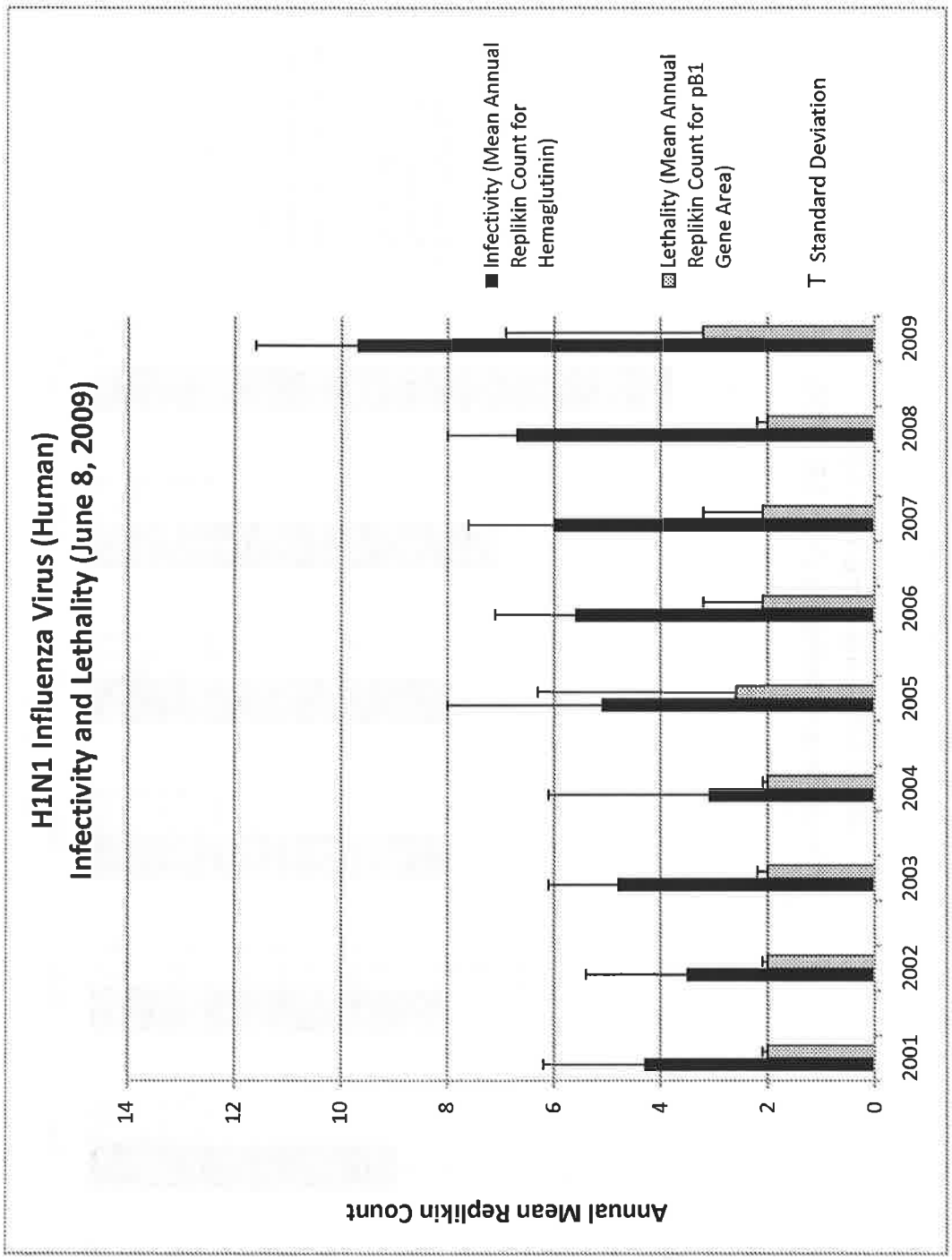
H1N1 Influenza Virus (Human)
Infectivity and Lethality (June 8, 2009)
Annual Mean Replikin Count
14
12
10
8
6
4
2
0
2001
2002
2003
2004
2005
2006
2007
2008
2009
Infectivity (Mean Annual Replikin Count for Hemaglutinin)
Lethality (Mean Annual Replikin Count for pB1 Gene Area)
Standard Deviation

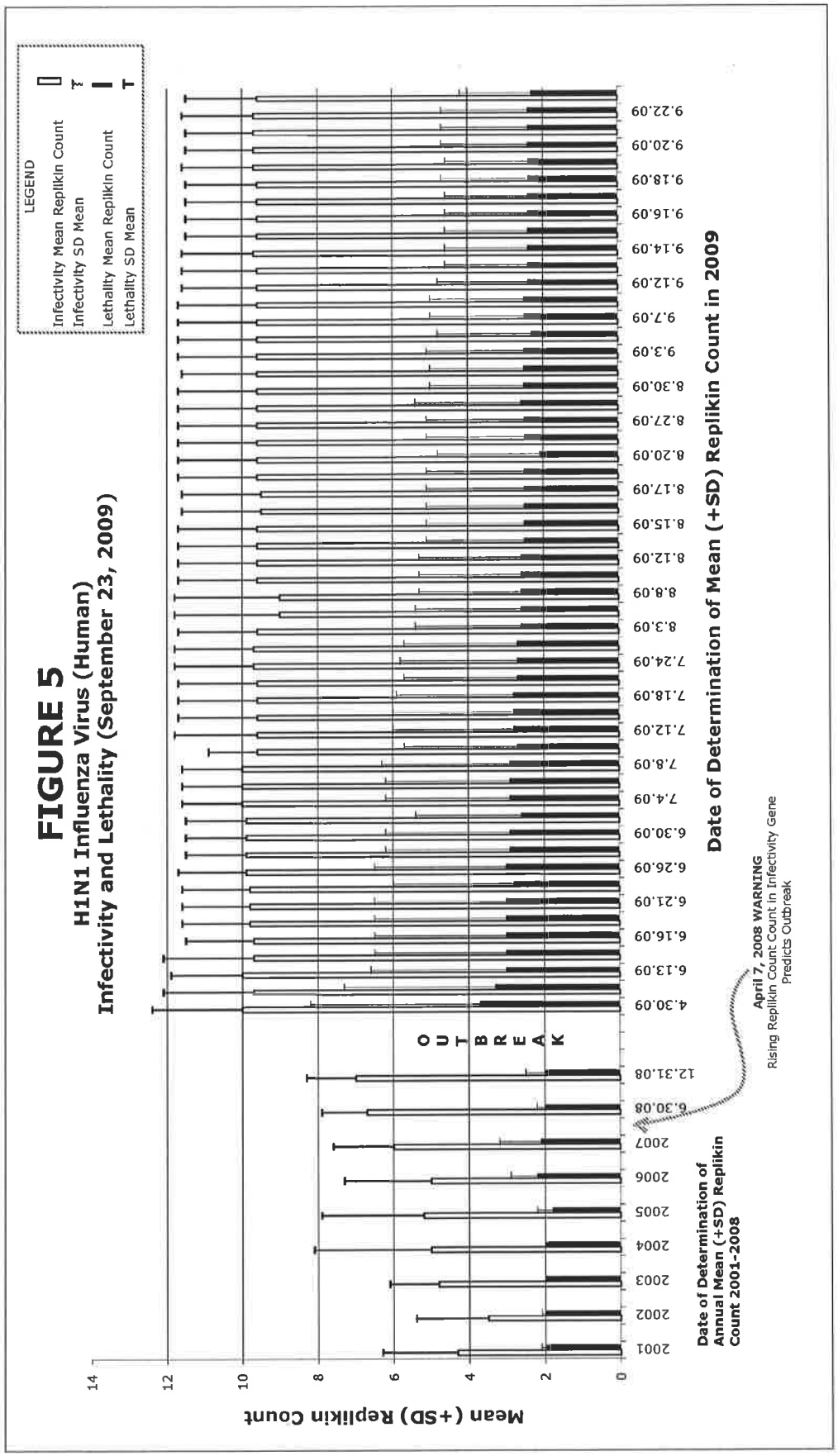
FIGURE 5
H1N1 Influenza Virus (Human)
Infectivity and Lethality (September 23, 2009)
LEGEND
Infectivity Mean Replikin Count
Infectivity SD Mean
Lethality Mean Replikin Count
Lethality SD Mean
Mean (+SD) Replikin Count
Date of Determination of Mean (+SD) Replikin Count in 2009
Date of Determination of Annual Mean (+SD) Replikin Count 2001-2008
April 7, 2008 WARNING
Rising Replikin Count in Infectivity Gene Predicts Outbreak
OUTBREAK