WHAT IS CLAIMED IS:

1. A crystalline form of Compound (I):

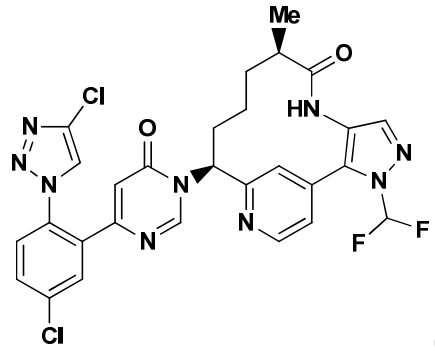

(I),

that is Form A characterized by a powder x-ray diffraction pattern comprising one or more 2θ values selected from: 5.0±0.2, 5.3±0.2, 8.2±0.2, 10.0±0.2, 10.7±0.2, 10.9±0.2, 13.0±0.2, 14.6±0.2, 15.1±0.2, 16.1±0.2, 17.2±0.2, 19.0±0.2, 19.5±0.2, 20.5±0.2, 21.5±0.2, 22.9±0.2, and 24.5±0.2.

2. The crystalline form according to claim 1 characterized by:
a powder x-ray diffraction pattern comprising two or more, three or more, four or more, five or more, six or more, or seven or more 2θ values selected from: 5.0±0.2, 5.3±0.2, 8.2±0.2, 10.0±0.2, 10.7±0.2, 10.9±0.2, 13.0±0.2, 14.6±0.2, 15.1±0.2, 16.1±0.2, 17.2±0.2, 19.0±0.2, 19.5±0.2, 20.5±0.2, 21.5±0.2, 22.9±0.2, and 24.5±0.2.

3. The crystalline form of claim 1, characterized by a powder x-ray diffraction pattern comprising 2θ values: 10.0±0.2, 13.0±0.2, 19.0±0.2, 19.5±0.2, 21.5±0.2, and 24.5±0.2.

4. The crystalline form of claim 3, characterized by a powder x-ray diffraction pattern comprising eight or more 2θ values selected from: 5.0±0.2, 5.3±0.2, 8.2±0.2, 10.0±0.2, 10.7±0.2, 10.9±0.2, 13.0±0.2, 14.6±0.2, 15.1±0.2, 16.1±0.2, 17.2±0.2, 19.0±0.2, 19.5±0.2, 20.5±0.2, 21.5±0.2, 22.9±0.2, and 24.5±0.2.

5. The crystalline form of claim 3, characterized by a powder x-ray diffraction pattern comprising nine or more 2θ values selected from: 5.0±0.2, 5.3±0.2, 8.2±0.2, 10.0±0.2, 10.7±0.2, 10.9±0.2, 13.0±0.2, 14.6±0.2, 15.1±0.2, 16.1±0.2, 17.2±0.2, 19.0±0.2,

19.5±0.2, 20.5±0.2, 21.5±0.2, 22.9±0.2, and 24.5±0.2.

6. The crystalline form of claim 3, characterized by a powder x-ray diffraction pattern comprising ten or more 2θ values selected from: 5.0±0.2, 5.3±0.2, 8.2±0.2, 10.0±0.2, 10.7±0.2, 10.9±0.2, 13.0±0.2, 14.6±0.2, 15.1±0.2, 16.1±0.2, 17.2±0.2, 19.0±0.2, 19.5±0.2, 20.5±0.2, 21.5±0.2, 22.9±0.2, and 24.5±0.2.

7. The crystalline form of claim 3, characterized by a powder x-ray diffraction pattern comprising 2θ values: 5.0±0.2, 5.3±0.2, 8.2±0.2, 10.0±0.2, 10.7±0.2, 10.9±0.2, 13.0±0.2, 14.6±0.2, 15.1±0.2, 16.1±0.2, 17.2±0.2, 19.0±0.2, 19.5±0.2, 20.5±0.2, 21.5±0.2, 22.9±0.2, and 24.5±0.2.

8. The crystalline form of claim 3, characterized by a differential scanning calorimetry (DSC) thermogram having an endothermic peak at about 261 ºC.

9. The crystalline form of claim 3, characterized by an infrared (IR) spectrum having one or more peaks selected from: 1677±2, 1647±2, 1607±2, 1593±2, 1586±2, 1532±2, 1481±2, 1445±2, 1429±2, 1391±2, 1325±2, 1298±2, 1286±2, 1234±2, 1223±2, 1178±2, 1120±2, 1063±2, 1029±2, 1000±2, 983±2, 941±2, 850±2, 832±2, 803±2, 749±2, and 692±2 cm^{-1}.

10. The crystalline form of claim 3, characterized by an infrared (IR) spectrum having peaks at: 1677±2, 1647±2, 1607±2, 1593±2, 1586±2, 1532±2, 1481±2, 1445±2, 1429±2, 1391±2, 1325±2, 1298±2, 1286±2, 1234±2, 1223±2, 1178±2, 1120±2, 1063±2, 1029±2, 1000±2, 983±2, 941±2, 850±2, 832±2, 803±2, 749±2, and 692±2 cm^{-1}.

11. The crystalline form of claim 3, characterized by a ^{13}C solid state NMR spectrum comprising three or more resonances (ppm) selected from the group consisting of 25.7, 26.8, 58.2, 114.3, 121.0, 158.7, 160.2, and 181.4.

12. The crystalline form of claim 3, characterized by a thermogravimetric analysis (TGA) thermogram as shown in FIG. 4.

13. The crystalline form of claim 3, characterized by a dynamic vapor sorption (DVS) isotherm as shown in FIG. 1C.

14. A crystalline form of Compound (I):

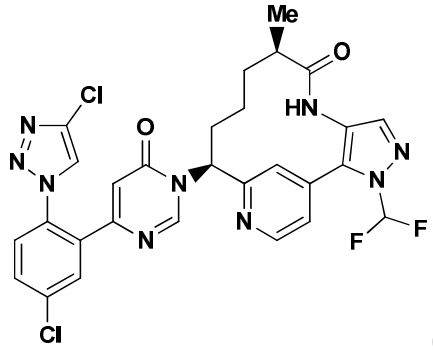

(I),

that is Form C characterized by:

a powder x-ray diffraction pattern comprising one or more 2θ values selected from: 8.9±0.2, 10.8±0.2, 13.5±0.2, 13.8±0.2, 19.5±0.2, 19.9±0.2, 20.8±0.2, 21.6±0.2, 21.9±0.2, 22.3±0.2, 24.0±0.2, 25.8±0.2, and 26.6±0.2.

15. The crystalline form of claim 14, characterized by a powder X-ray diffraction pattern comprising 2θ values: 10.8±0.2, 19.5±0.2, 19.9±0.2, 20.8±0.2, 21.6±0.2, 22.3±0.2, 24.0±0.2, and 26.6±0.2.

16. The crystalline form of claim 15, characterized by a powder X-ray diffraction pattern comprising 2θ values: 8.9±0.2, 10.8±0.2, 13.5±0.2, 13.8±0.2, 19.5±0.2, 19.9±0.2, 20.8±0.2, 21.6±0.2, 21.9±0.2, 22.3±0.2, 24.0±0.2, 25.8±0.2, and 26.6±0.2.

17. The crystalline form of claim 15, characterized by a differential scanning calorimetry (DSC) thermogram having an endothermic peak at about 277 ºC.

18. A crystalline form of Compound (I):

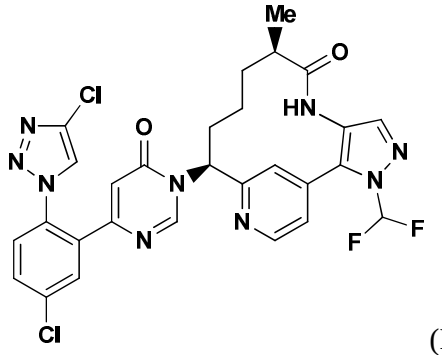

(I),

that is Form J characterized by:

a powder x-ray diffraction pattern comprising one or more 2θ values selected from: 7.4±0.2, 9.0±0.2, 11.3±0.2, 11.7±0.2, 12.5±0.2, 14.8±0.2, 15.1±0.2, 15.5±0.2, 16.1±0.2, 17.6±0.2, 18.4±0.2, 18.8±0.2, 19.3±0.2, 23.3±0.2, 24.4±0.2, 26.2±0.2, 26.6±0.2, 27.7±0.2, 28.2±0.2, and 28.8±0.2.

19. The crystalline form of claim 18, characterized by a powder X-ray diffraction pattern comprising two or more, three or more, four or more, five or more, six or more, seven or more, or eight or more 2θ values selected from: 7.4±0.2, 9.0±0.2, 11.3±0.2, 11.7±0.2, 12.5±0.2, 14.8±0.2, 15.1±0.2, 15.5±0.2, 16.1±0.2, 17.6±0.2, 18.4±0.2, 18.8±0.2, 19.3±0.2, 23.3±0.2, 24.4±0.2, 26.2±0.2, 26.6±0.2, 27.7±0.2, 28.2±0.2, and 28.8±0.2.

20. The crystalline form of claim 18, characterized by a powder X-ray diffraction pattern comprising 2θ values: 18.4±0.2, 18.8±0.2, 19.3±0.2, 23.3±0.2, 24.4±0.2, 26.2±0.2, 26.6±0.2, and 28.8±0.2.

21. The crystalline form of claim 20, characterized by a powder X-ray diffraction pattern comprising nine or more 2θ values selected from: 7.4±0.2, 9.0±0.2, 11.3±0.2, 11.7±0.2, 12.5±0.2, 14.8±0.2, 15.1±0.2, 15.5±0.2, 16.1±0.2, 17.6±0.2, 18.4±0.2, 18.8±0.2, 19.3±0.2, 23.3±0.2, 24.4±0.2, 26.2±0.2, 26.6±0.2, 27.7±0.2, 28.2±0.2, and 28.8±0.2.

22. The crystalline form of claim 20, characterized by a powder X-ray diffraction pattern comprising ten or more 2θ values selected from: 7.4±0.2, 9.0±0.2, 11.3±0.2, 11.7±0.2,

12.5±0.2, 14.8±0.2, 15.1±0.2, 15.5±0.2, 16.1±0.2, 17.6±0.2, 18.4±0.2, 18.8±0.2, 19.3±0.2, 23.3±0.2, 24.4±0.2, 26.2±0.2, 26.6±0.2, 27.7±0.2, 28.2±0.2, and 28.8±0.2.

23. The crystalline form of claim 20, characterized by a powder X-ray diffraction pattern comprising 2θ values: 7.4±0.2, 9.0±0.2, 11.3±0.2, 11.7±0.2, 12.5±0.2, 14.8±0.2, 15.1±0.2, 15.5±0.2, 16.1±0.2, 17.6±0.2, 18.4±0.2, 18.8±0.2, 19.3±0.2, 23.3±0.2, 24.4±0.2, 26.2±0.2, 26.6±0.2, 27.7±0.2, 28.2±0.2, and 28.8±0.2.

24. The crystalline form of claim 20, characterized by a differential scanning calorimetry (DSC) thermogram having an onset temperature at about 266 ºC.

25. The crystalline form of claim 20, characterized by an infrared (IR) spectrum having one or more peaks selected from: 1678±2, 1610±2, 1584±2, 1536±2, 1525±2, 1486±2, 1462±2, 1412±2, 1392±2, 1371±2, 1346±2, 1296±2, 1286±2, 1234±2, 1223±2, 1196±2, 1165±2, 1114±2, 1099±2, 1078±2, 1065±2, 1052±2, 1034±2, 999±2, 867±2, 858±2, 841±2, 833±2, 814±2, 800±2, 789±2, 736±2, 703±2, and 694±2 cm^{-1}.

26. The crystalline form of claim 20, characterized by an infrared (IR) spectrum having peaks at 1678±2, 1610±2, 1584±2, 1536±2, 1525±2, 1486±2, 1462±2, 1412±2, 1392±2, 1371±2, 1346±2, 1296±2, 1286±2, 1234±2, 1223±2, 1196±2, 1165±2, 1114±2, 1099±2, 1078±2, 1065±2, 1052±2, 1034±2, 999±2, 867±2, 858±2, 841±2, 833±2, 814±2, 800±2, 789±2, 736±2, 703±2, and 694±2 cm^{-1}.

27. The crystalline form of claim 20, characterized by a thermogravimetric analysis (TGA) thermogram as shown in FIG. 13D.

28. The crystalline form of claim 20, characterized by a dynamic vapor sorption (DVS) isotherm as shown in FIG. 13E.

29. A pharmaceutical composition comprising a crystalline form of Compound (I) of any one of claims 1 to 28, and a pharmaceutically acceptable carrier or diluent.

30. Use of a crystalline form of Compound (I) of any one of claims 1 to 28 in the manufacture of a medicament for treating thrombosis in a mammal in need thereof, wherein the crystalline form of Compound (I) is to be administered to the mammal.

31. A crystalline form of Compound (I) of any one of claims 1 to 28 for use in therapy.