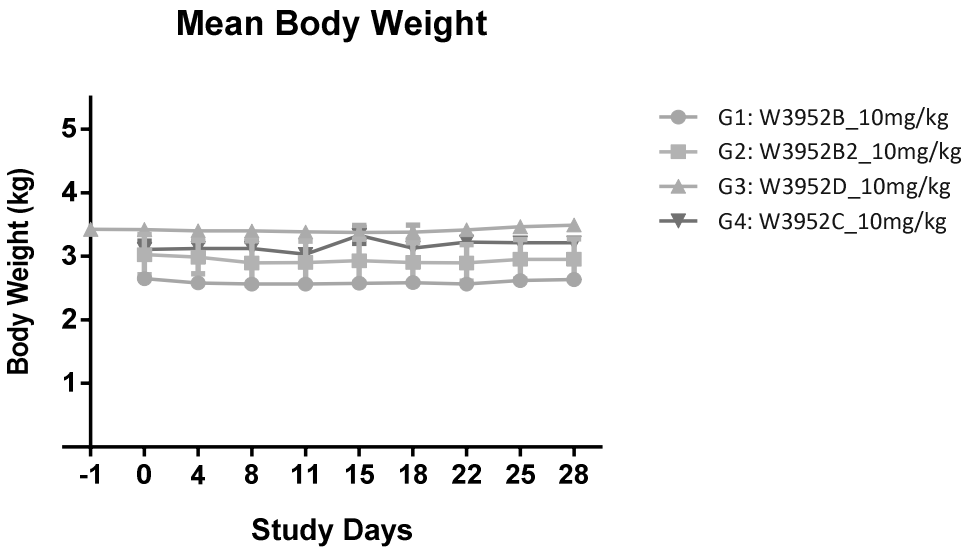
Mean Body Weight
Body Weight (kg)
5
4
3
2
1
-1
0
4
8
11
15
18
22
25
28
Study Days
G1: W3952B_10mg/kg
G2: W3952B2_10mg/kg
G3: W3952D_10mg/kg
G4: W3952C_10mg/kg

Figure 1

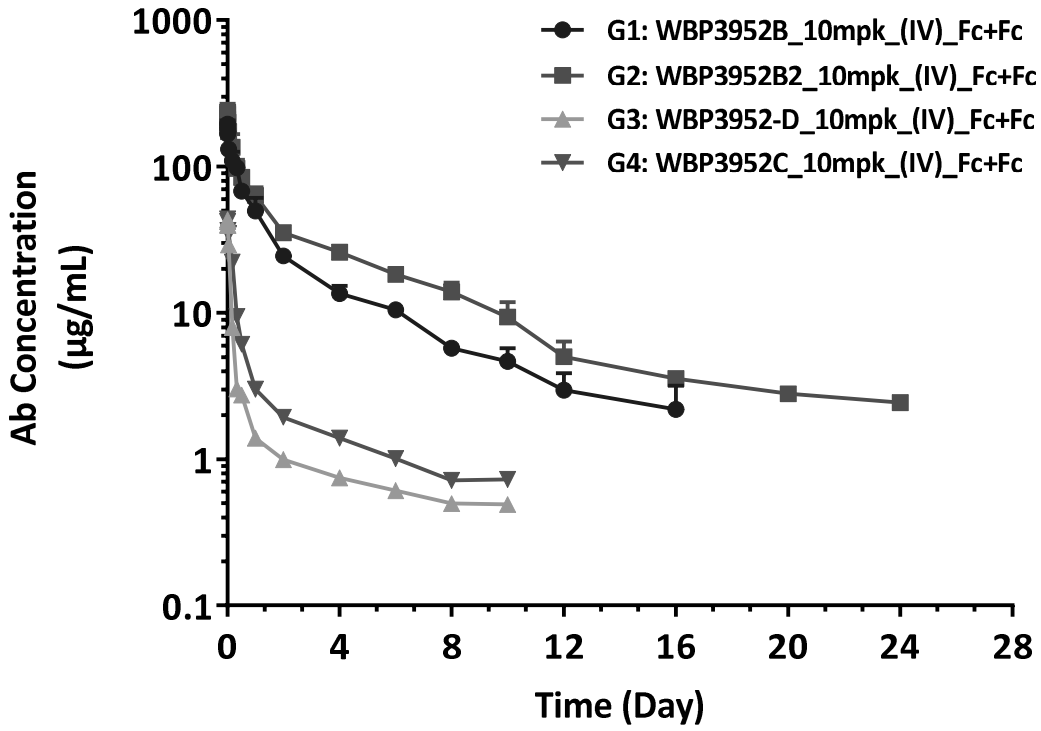
1000
100
10
1
0.1
Ab Concentration (µg/mL)
0
4
8
12
16
20
24
28
Time (Day)
G1: WBP3952B_10mpk_(IV)_Fc+Fc
G2: WBP3952B2_10mpk_(IV)_Fc+Fc
G3: WBP3952-D_10mpk_(IV)_Fc+Fc
G4: WBP3952C_10mpk_(IV)_Fc+Fc

Figure 2

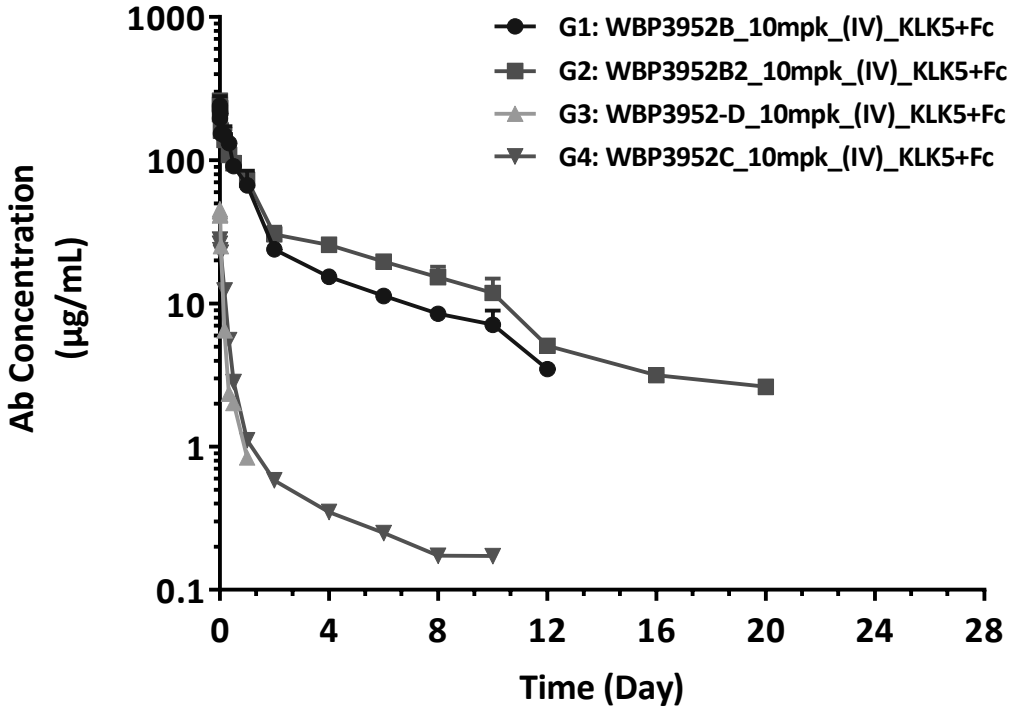
G1: WBP3952B_10mpk_(IV)_KLK5+Fc
G2: WBP3952B2_10mpk_(IV)_KLK5+Fc
G3: WBP3952-D_10mpk_(IV)_KLK5+Fc
G4: WBP3952C_10mpk_(IV)_KLK5+Fc
Ab Concentration (µg/mL)
1000
100
10
1
0.1
0
4
8
12
16
20
24
28
Time (Day)

Figure 3