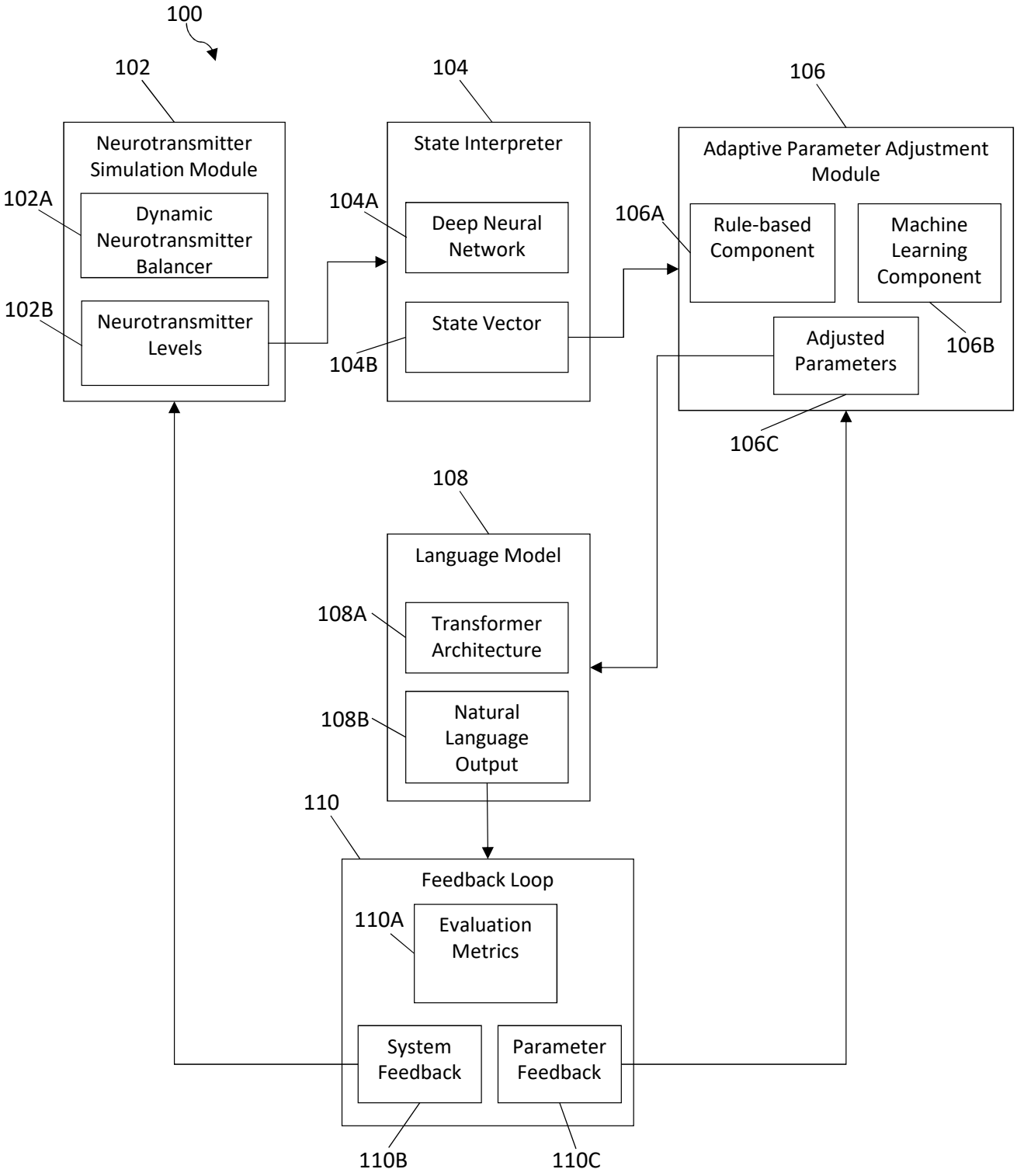
100
102
Neurotransmitter Simulation Module
102A
Dynamic Neurotransmitter Balancer
102B
Neurotransmitter Levels
104
State Interpreter
104A
Deep Neural Network
104B
State Vector
106
Adaptive Parameter Adjustment Module
106A
Rule-based Component
Machine Learning Component
106B
Adjusted Parameters
106C
108
Language Model
108A
Transformer Architecture
108B
Natural Language Output
110
Feedback Loop
110A
Evaluation Metrics
System Feedback
Parameter Feedback
110B
110C

FIG.1

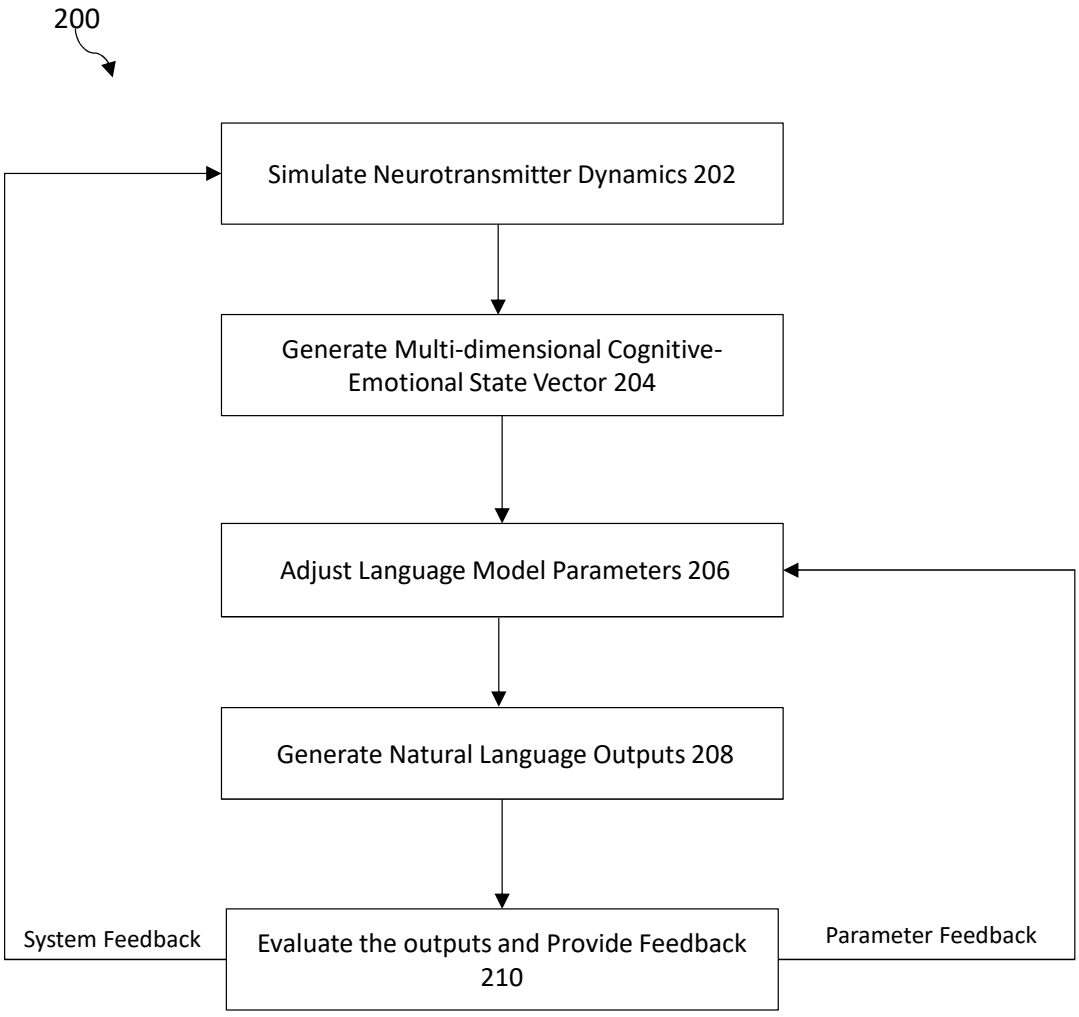
200
Simulate Neurotransmitter Dynamics 202
Generate Multi-dimensional Cognitive-Emotional State Vector 204
Adjust Language Model Parameters 206
Generate Natural Language Outputs 208
Evaluate the outputs and Provide Feedback 210
System Feedback
Parameter Feedback

FIG.2

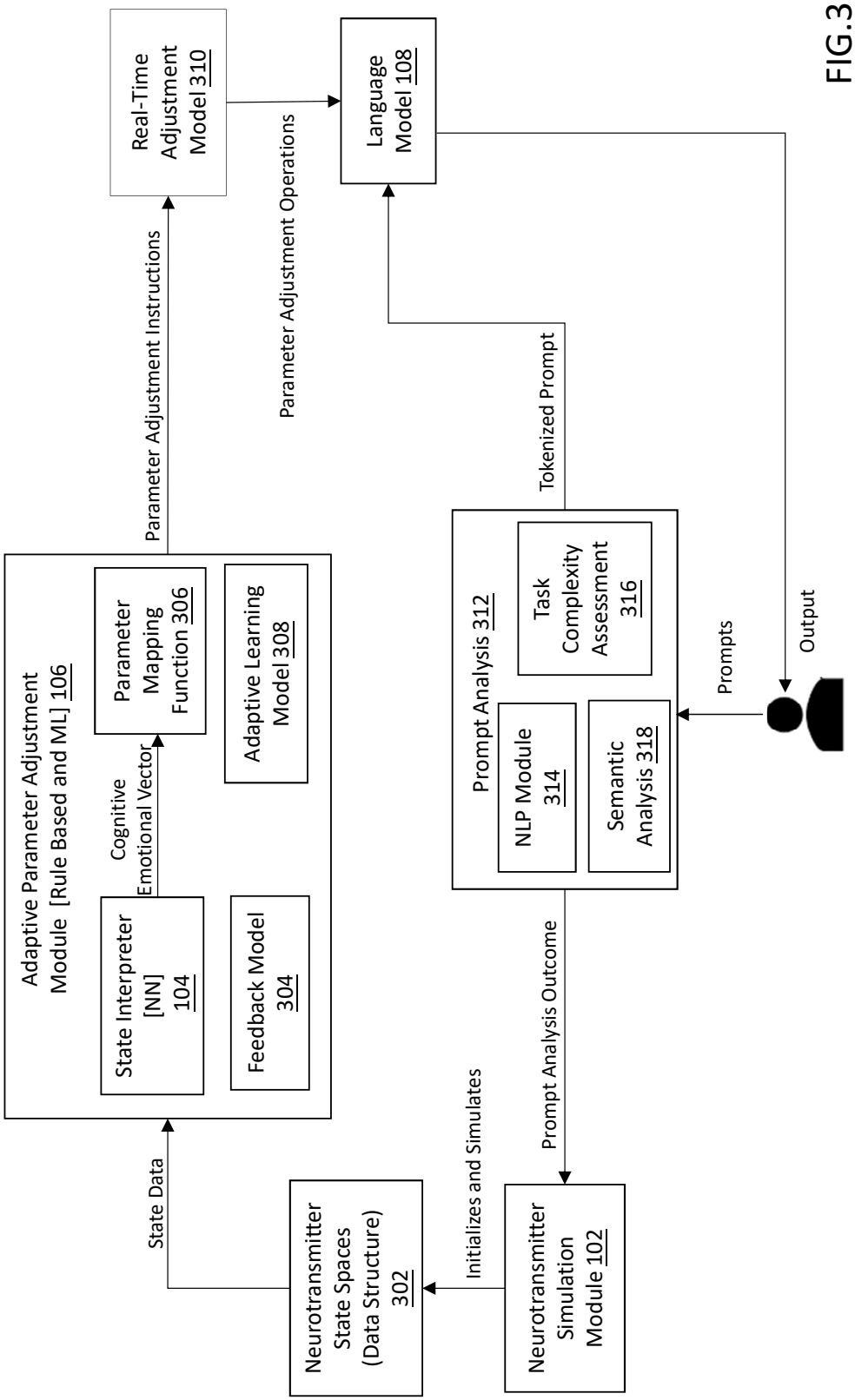
Real-Time Adjustment Model 310
Language Model 108
Parameter Adjustment Instructions
Parameter Adjustment Operations
Adaptive Parameter Adjustment Module [Rule Based and ML] 106
Parameter Mapping Function 306
Adaptive Learning Model 308
Cognitive Emotional Vector
State Interpreter [NN] 104
Feedback Model 304
Prompt Analysis 312
Task Complexity Assessment 316
NLP Module 314
Semantic Analysis 318
Tokenized Prompt
Prompts
Output
State Data
Initializes and Simulates
Prompt Analysis Outcome
Neurotransmitter State Spaces (Data Structure) 302
Neurotransmitter Simulation Module 102

FIG.3

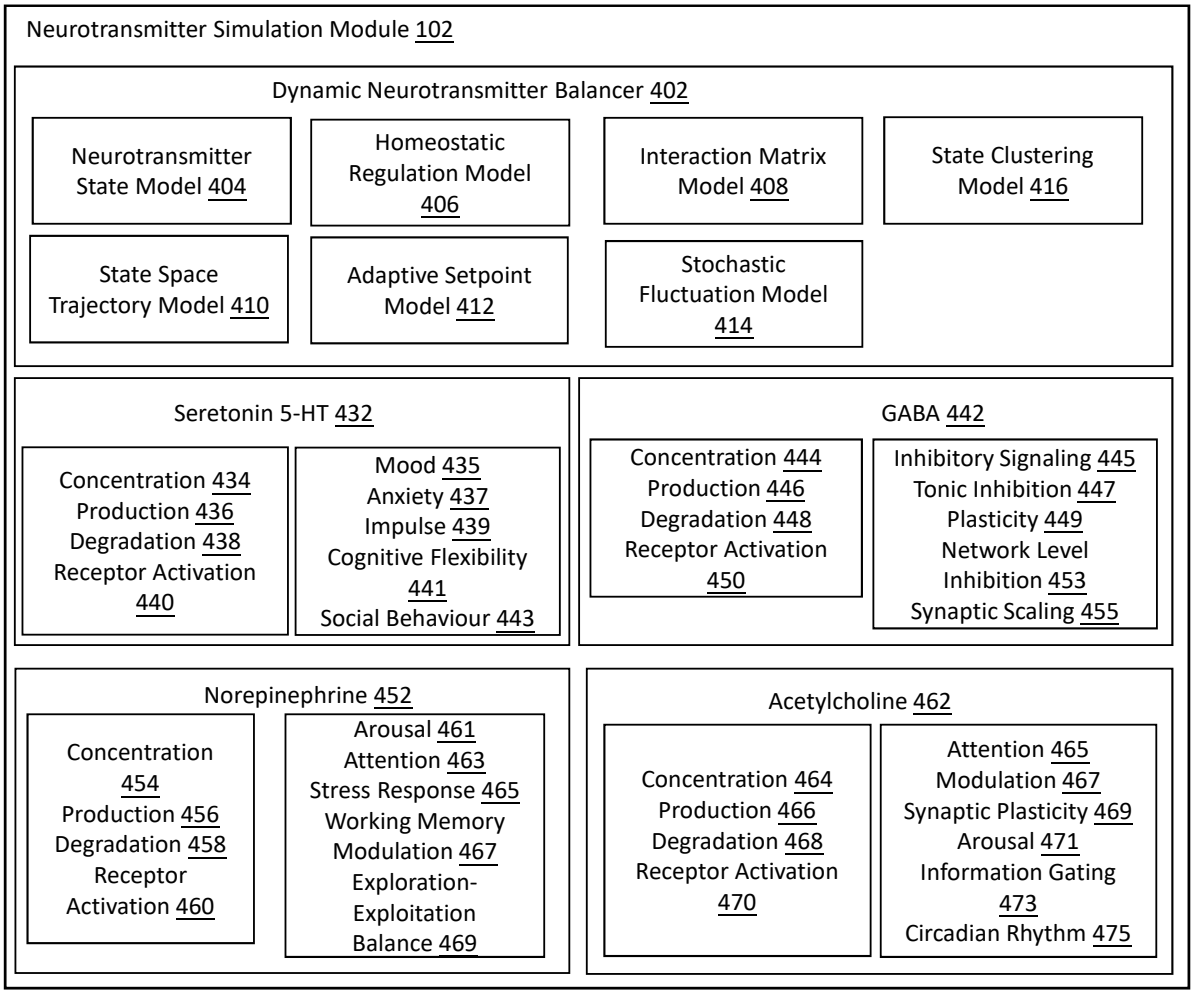
Neurotransmitter Simulation Module 102
Dynamic Neurotransmitter Balancer 402
Neurotransmitter State Model 404
Homeostatic Regulation Model 406
Interaction Matrix Model 408
State Clustering Model 416
State Space Trajectory Model 410
Adaptive Setpoint Model 412
Stochastic Fluctuation Model 414
Seretonin 5-HT 432
Concentration 434
Production 436
Degradation 438
Receptor Activation 440
Mood 435
Anxiety 437
Impulse 439
Cognitive Flexibility 441
Social Behaviour 443
GABA 442
Concentration 444
Production 446
Degradation 448
Receptor Activation 450
Inhibitory Signaling 445
Tonic Inhibition 447
Plasticity 449
Network Level Inhibition 453
Synaptic Scaling 455
Norepinephrine 452
Concentration 454
Production 456
Degradation 458
Receptor Activation 460
Arousal 461
Attention 463
Stress Response 465
Working Memory Modulation 467
Exploration-Exploitation Balance 469
Acetylcholine 462
Concentration 464
Production 466
Degradation 468
Receptor Activation 470
Attention 465
Modulation 467
Synaptic Plasticity 469
Arousal 471
Information Gating 473
Circadian Rhythm 475

FIG.4

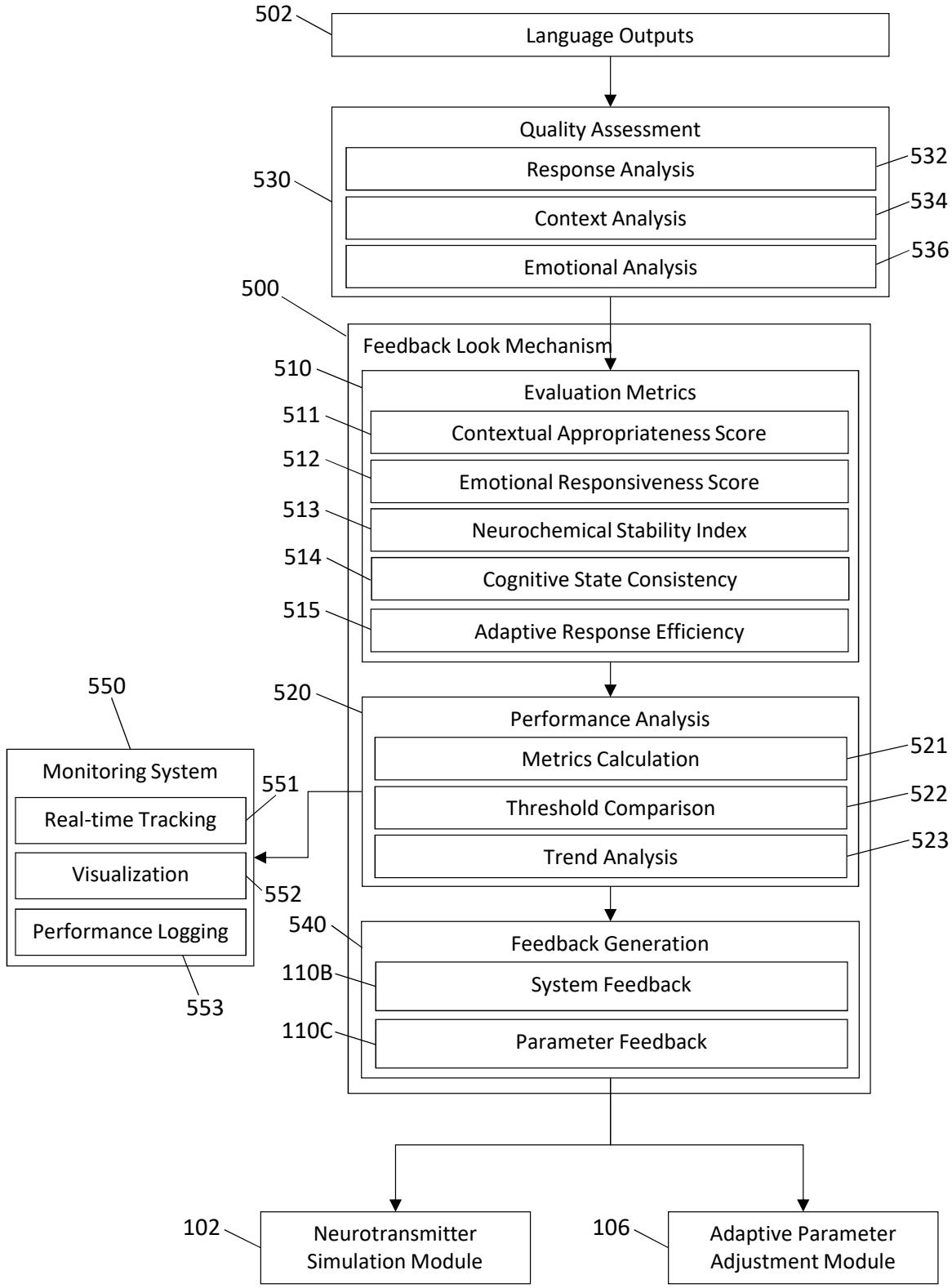
502
Language Outputs
Quality Assessment
Response Analysis
Context Analysis
Emotional Analysis
530
532
534
536
500
Feedback Look Mechanism
510
Evaluation Metrics
511
Contextual Appropriateness Score
512
Emotional Responsiveness Score
513
Neurochemical Stability Index
514
Cognitive State Consistency
515
Adaptive Response Efficiency
550
520
Performance Analysis
Metrics Calculation
Threshold Comparison
Trend Analysis
521
522
523
Monitoring System
Real-time Tracking
Visualization
Performance Logging
551
552
553
540
Feedback Generation
110B
System Feedback
110C
Parameter Feedback
102
Neurotransmitter Simulation Module
106
Adaptive Parameter Adjustment Module

FIG.5

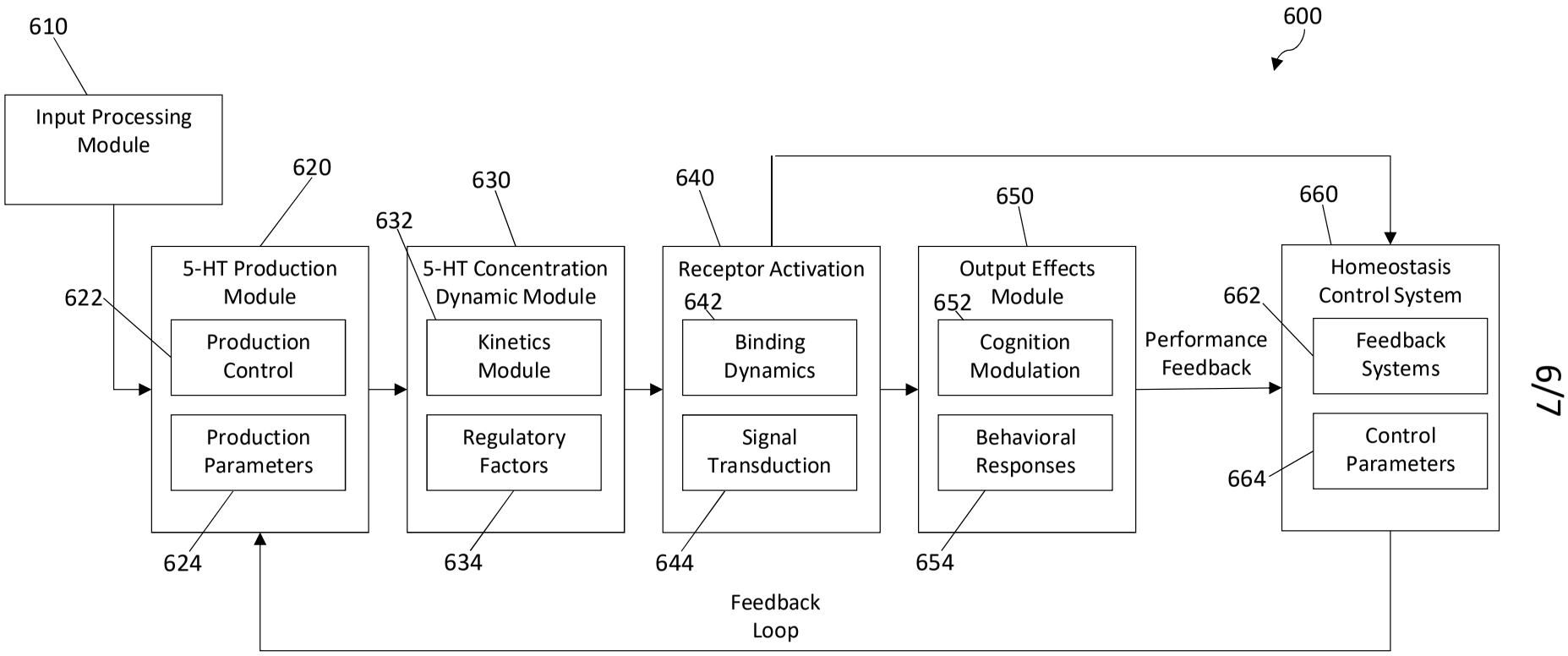
600
610
Input Processing Module
620
5-HT Production Module
622
Production Control
Production Parameters
624
630
632
5-HT Concentration Dynamic Module
Kinetics Module
Regulatory Factors
634
640
Receptor Activation
642
Binding Dynamics
Signal Transduction
644
650
Output Effects Module
652
Cognition Modulation
Behavioral Responses
654
Performance Feedback
660
Homeostasis Control System
662
Feedback Systems
Control Parameters
664
Feedback Loop

FIG.6

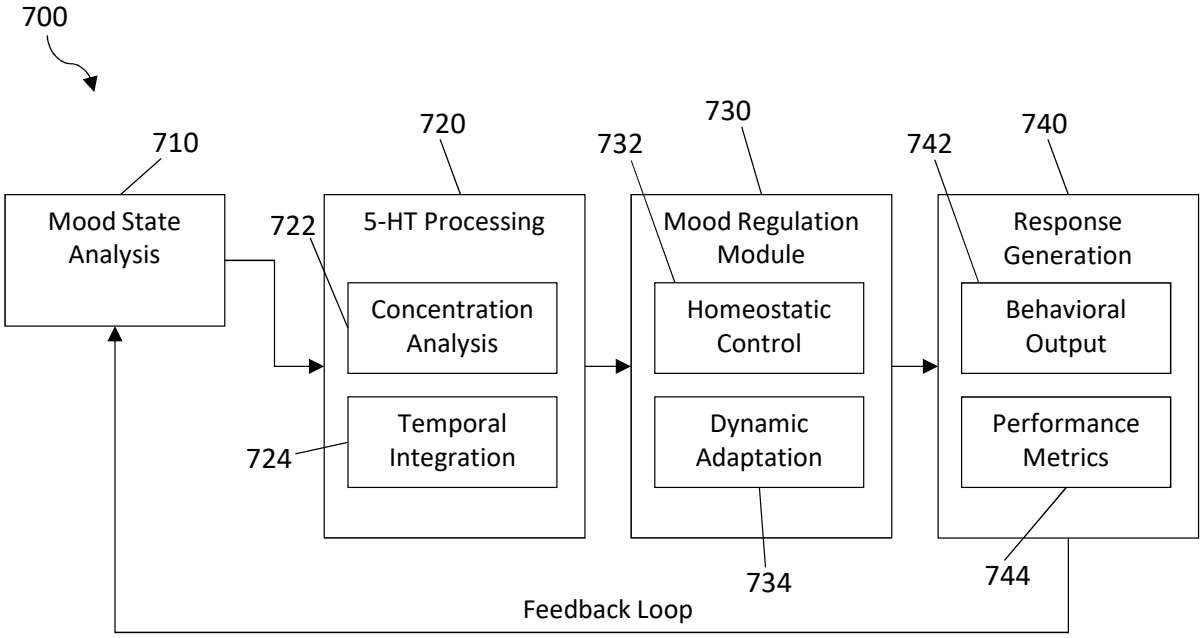
700
710
Mood State Analysis
720
5-HT Processing
722
Concentration Analysis
724
Temporal Integration
730
732
Mood Regulation Module
Homeostatic Control
Dynamic Adaptation
734
740
742
Response Generation
Behavioral Output
Performance Metrics
744
Feedback Loop

FIG.7

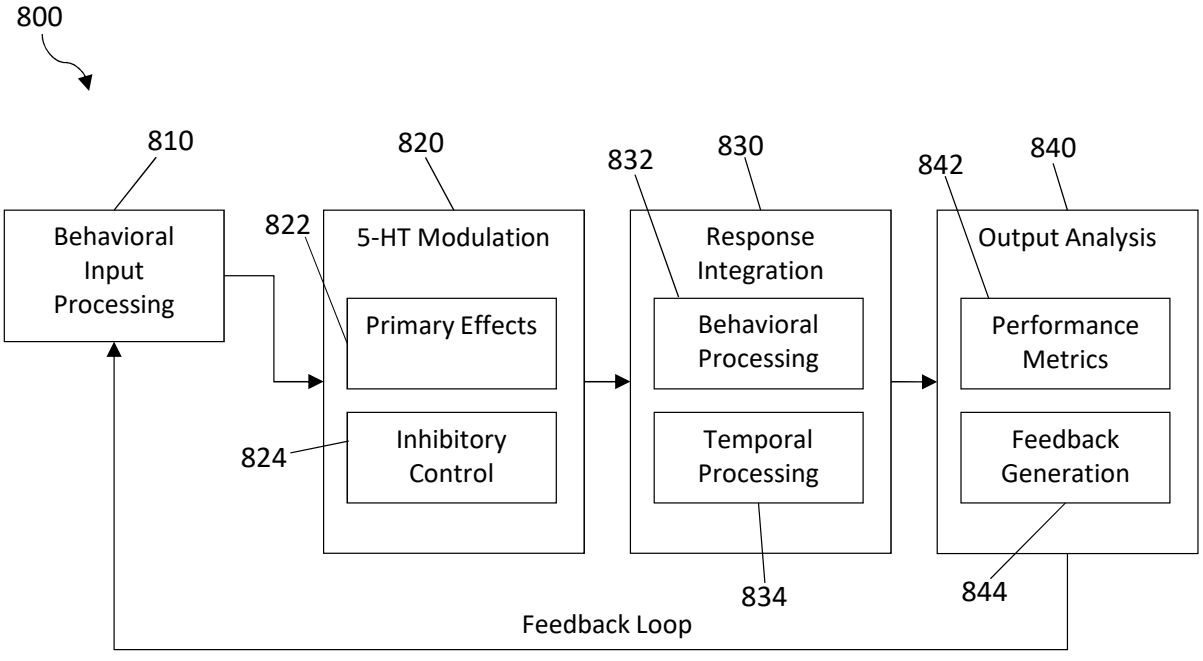
800
810
Behavioral Input Processing
820
5-HT Modulation
822
Primary Effects
824
Inhibitory Control
830
832
Response Integration
Behavioral Processing
Temporal Processing
834
840
842
Output Analysis
Performance Metrics
Feedback Generation
844
Feedback Loop

FIG.8