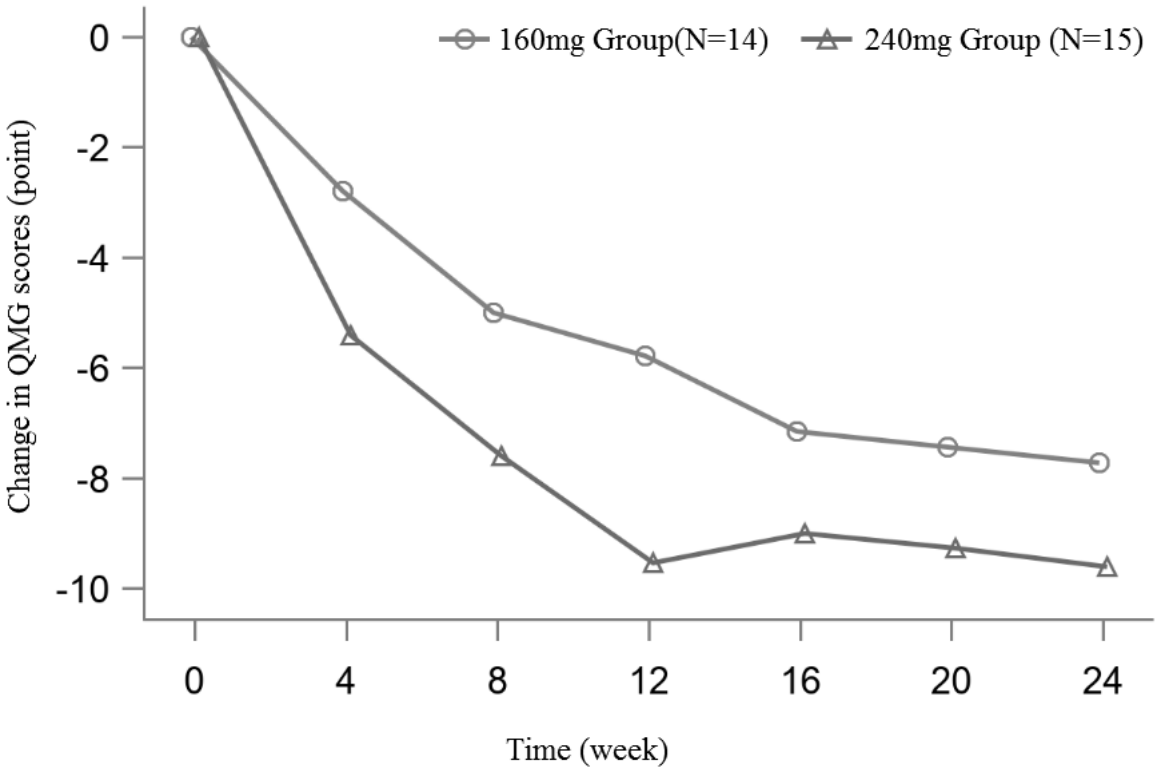
160mg Group(N=14)
240mg Group (N=15)
Change in QMG scores (point)
0
-2
-4
-6
-8
-10
0
4
8
12
16
20
24
Time (week)

FIG. 1

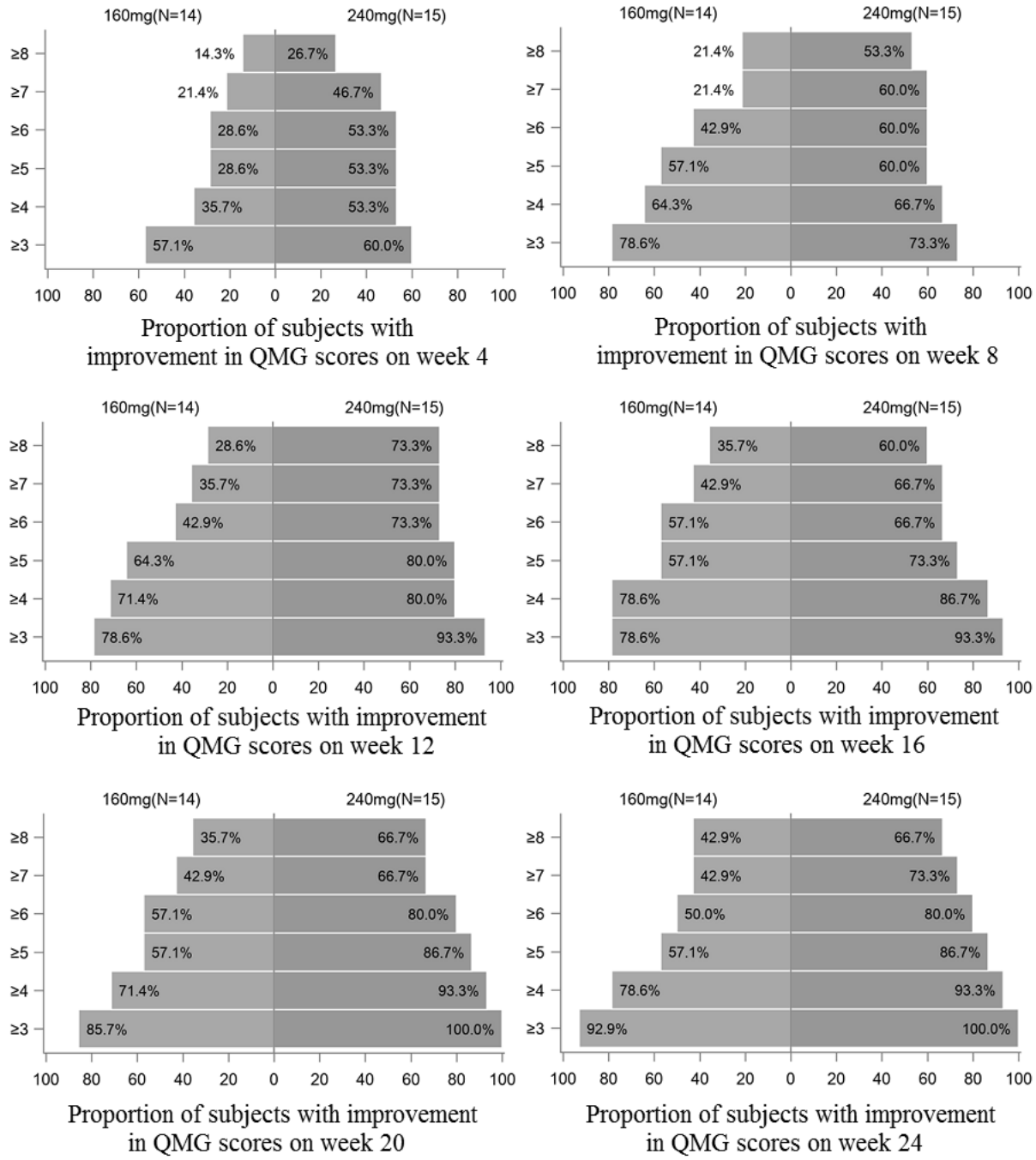
160mg(N=14)
240mg(N=15)
≥8 14.3% 26.7%
≥7 21.4% 46.7%
≥6 28.6% 53.3%
≥5 28.6% 53.3%
≥4 35.7% 53.3%
≥3 57.1% 60.0%
100 80 60 40 20 0 20 40 60 80 100
Proportion of subjects with improvement in QMG scores on week 4
160mg(N=14)
240mg(N=15)
≥8 21.4% 53.3%
≥7 21.4% 60.0%
≥6 42.9% 60.0%
≥5 57.1% 60.0%
≥4 64.3% 66.7%
≥3 78.6% 73.3%
100 80 60 40 20 0 20 40 60 80 100
Proportion of subjects with improvement in QMG scores on week 8
160mg(N=14)
240mg(N=15)
≥8 28.6% 73.3%
≥7 35.7% 73.3%
≥6 42.9% 73.3%
≥5 64.3% 80.0%
≥4 71.4% 80.0%
≥3 78.6% 93.3%
100 80 60 40 20 0 20 40 60 80 100
Proportion of subjects with improvement in QMG scores on week 12
160mg(N=14)
240mg(N=15)
≥8 35.7% 60.0%
≥7 42.9% 66.7%
≥6 57.1% 66.7%
≥5 57.1% 73.3%
≥4 78.6% 86.7%
≥3 78.6% 93.3%
100 80 60 40 20 0 20 40 60 80 100
Proportion of subjects with improvement in QMG scores on week 16
160mg(N=14)
240mg(N=15)
≥8 35.7% 66.7%
≥7 42.9% 66.7%
≥6 57.1% 80.0%
≥5 57.1% 86.7%
≥4 71.4% 93.3%
≥3 85.7% 100.0%
100 80 60 40 20 0 20 40 60 80 100
Proportion of subjects with improvement in QMG scores on week 20
160mg(N=14)
240mg(N=15)
≥8 42.9% 66.7%
≥7 42.9% 73.3%
≥6 50.0% 80.0%
≥5 57.1% 86.7%
≥4 78.6% 93.3%
≥3 92.9% 100.0%
100 80 60 40 20 0 20 40 60 80 100
Proportion of subjects with improvement in QMG scores on week 24

FIG. 2

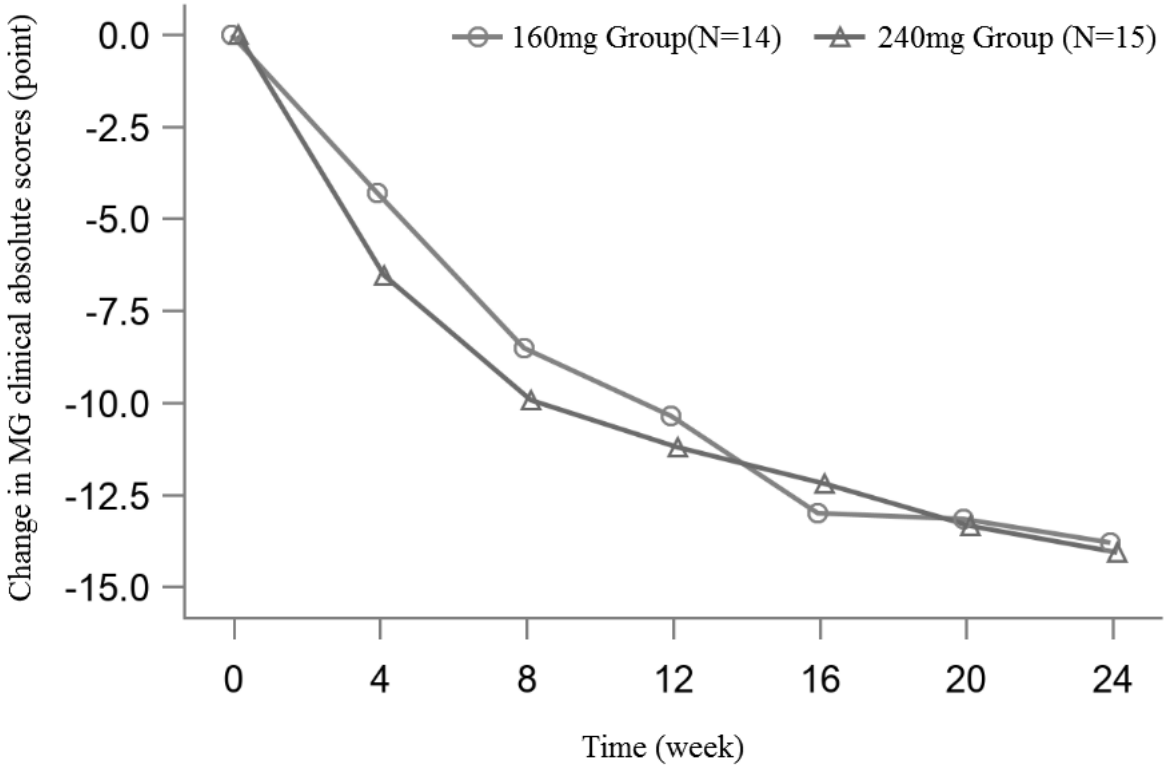
160mg Group(N=14)
240mg Group (N=15)
Change in MG clinical absolute scores (point)
0.0
-2.5
-5.0
-7.5
-10.0
-12.5
-15.0
0
4
8
12
16
20
24
Time (week)

FIG. 3

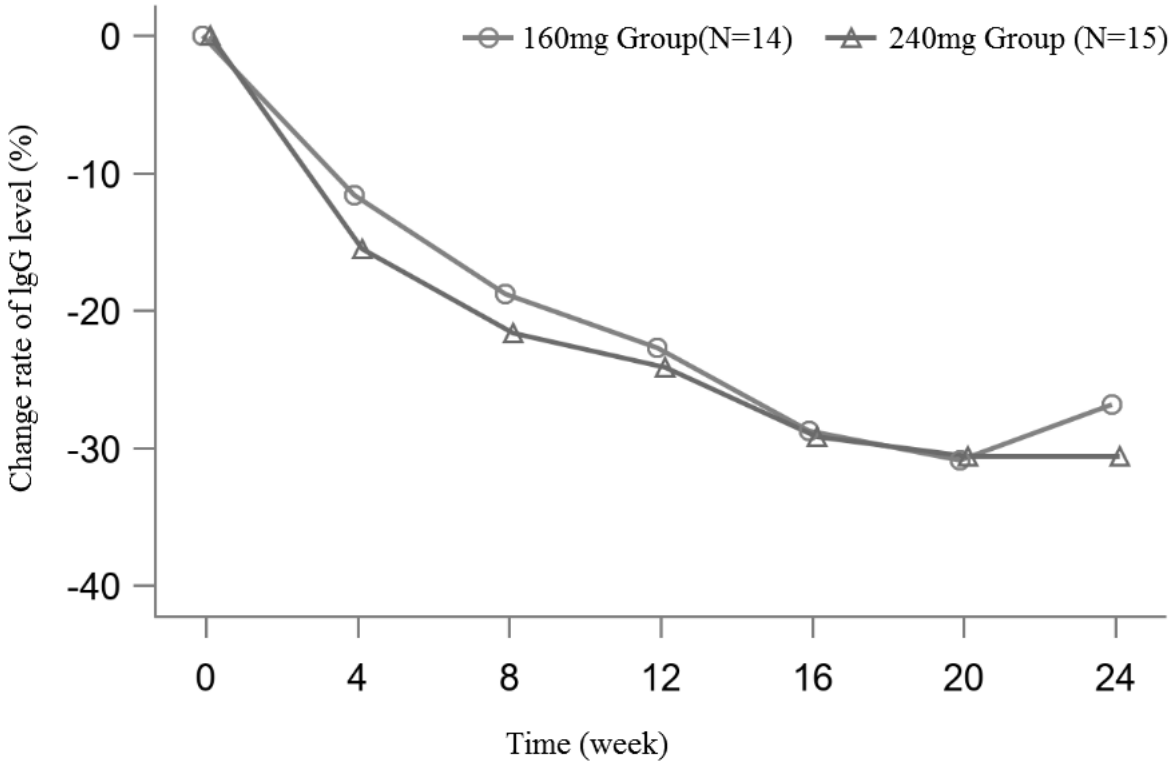
160mg Group(N=14)
240mg Group (N=15)
Change rate of lgG level (%)
0
-10
-20
-30
-40
0
4
8
12
16
20
24
Time (week)

FIG. 4

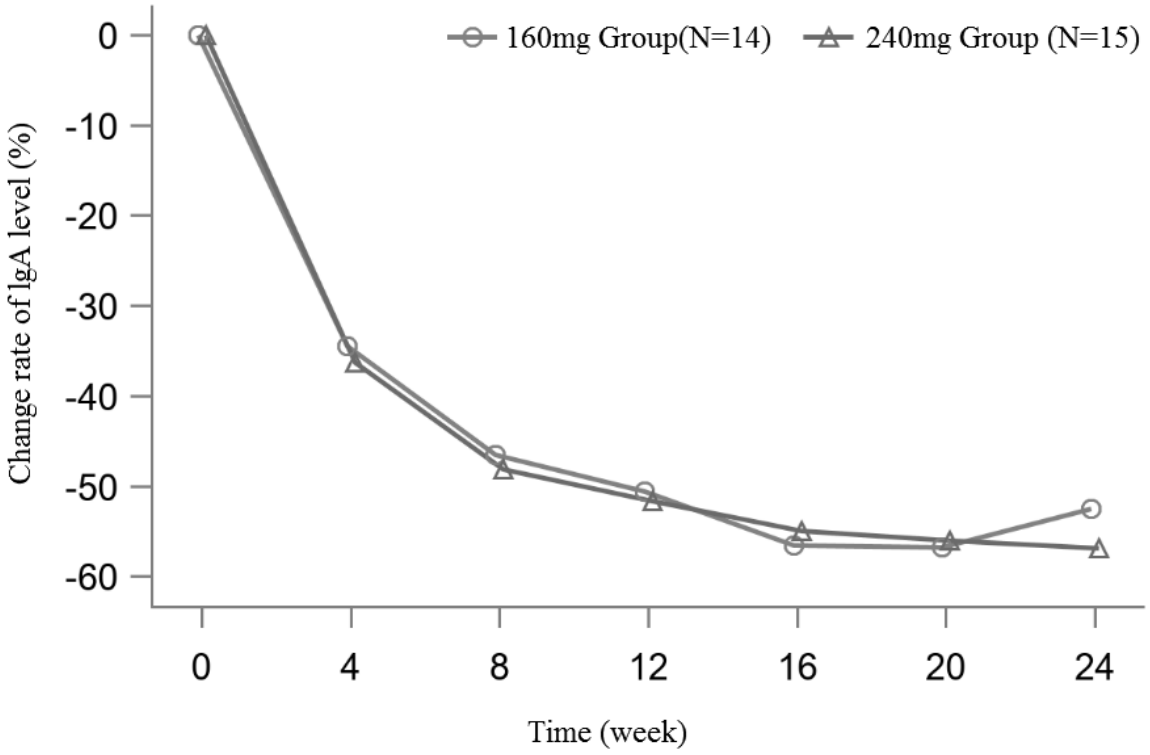
160mg Group(N=14)
240mg Group (N=15)
Change rate of IgA level (%)
0
-10
-20
-30
-40
-50
-60
0
4
8
12
16
20
24
Time (week)

FIG. 5

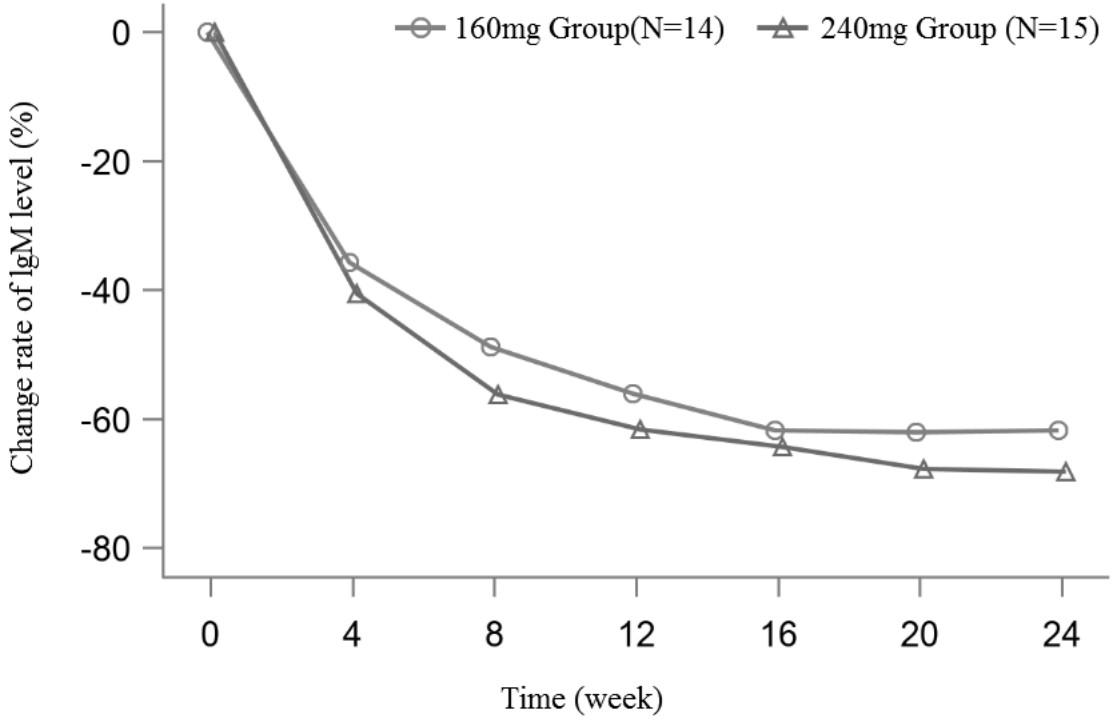
160mg Group(N=14)
240mg Group (N=15)
Change rate of IgM level (%)
0
-20
-40
-60
-80
0
4
8
12
16
20
24
Time (week)

FIG. 6

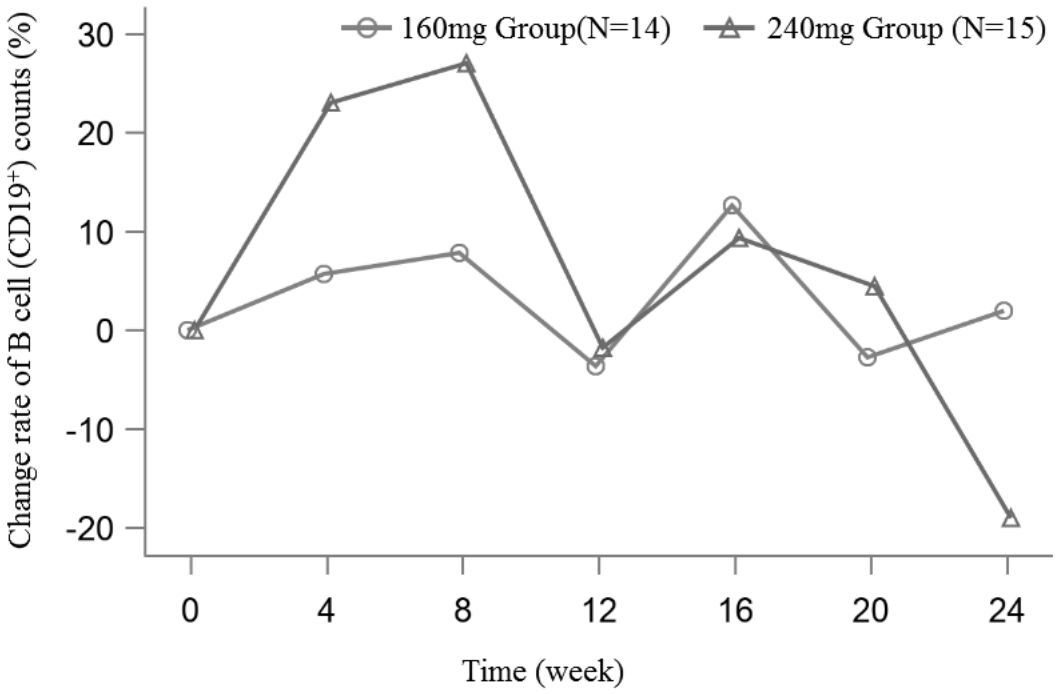
160mg Group(N=14)
240mg Group (N=15)
Change rate of B cell (CD19+) counts (%)
30
20
10
0
-10
-20
0
4
8
12
16
20
24
Time (week)

FIG. 7