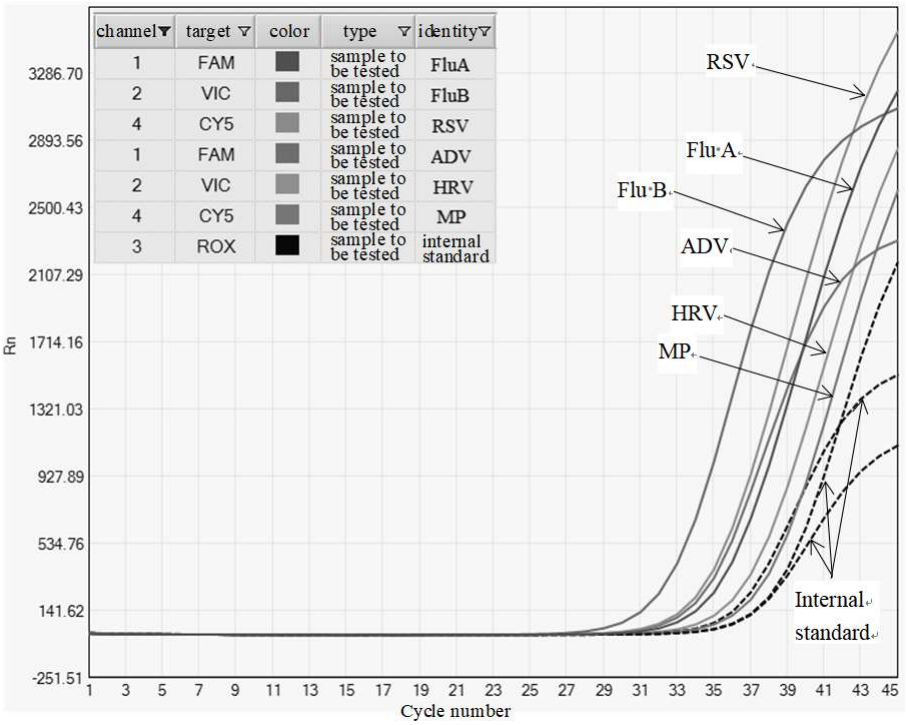
channel target color type identity
1 FAM sample to be tested FluA
2 VIC sample to be tested FluB
4 CY5 sample to be tested RSV
1 FAM sample to be tested ADV
2 VIC sample to be tested HRV
4 CY5 sample to be tested MP
3 ROX sample to be tested internal standard
RSV
Flu A
Flu B
ADV
HRV
MP
Internal standard
Rn
3286.70
2893.56
2500.43
2107.29
1714.16
1321.03
927.89
534.76
141.62
-251.51
1 3 5 7 9 11 13 15 17 19 21 23 25 27 29 31 33 35 37 39 41 43 45
Cycle number

FIG. 1

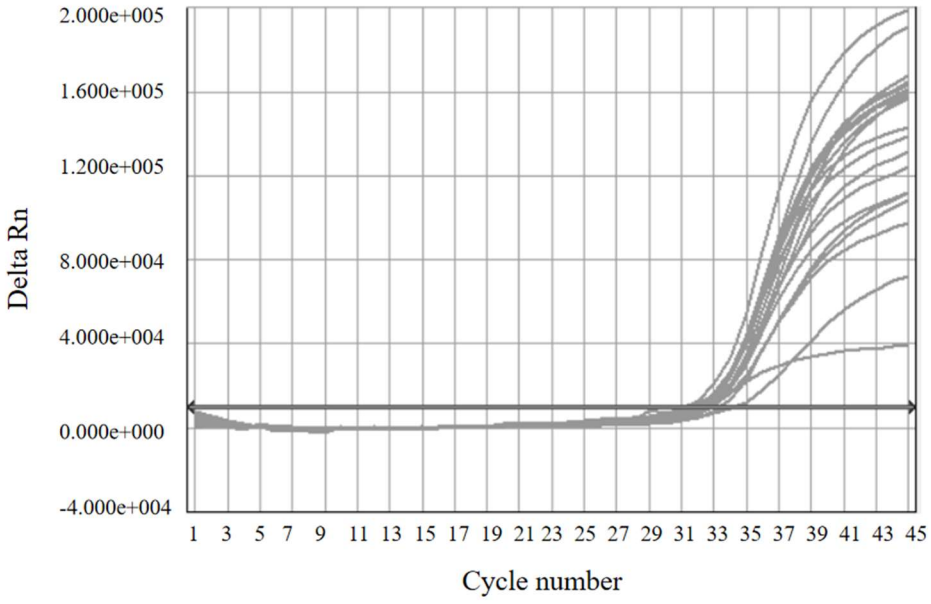
Delta Rn
2.000e+005
1.600e+005
1.200e+005
8.000e+004
4.000e+004
0.000e+000
-4.000e+004
1 3 5 7 9 11 13 15 17 19 21 23 25 27 29 31 33 35 37 39 41 43 45
Cycle number

FIG. 2

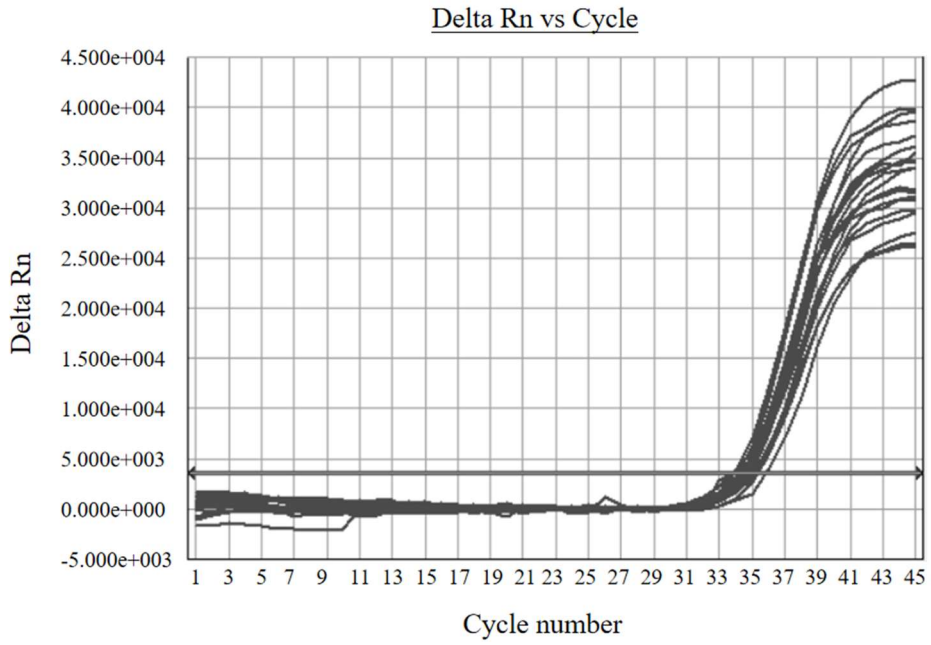
Delta Rn vs Cycle
4.500e+004
4.000e+004
3.500e+004
3.000e+004
2.500e+004
2.000e+004
1.500e+004
1.000e+004
5.000e+003
0.000e+000
-5.000e+003
Delta Rn
1 3 5 7 9 11 13 15 17 19 21 23 25 27 29 31 33 35 37 39 41 43 45
Cycle number

FIG. 3

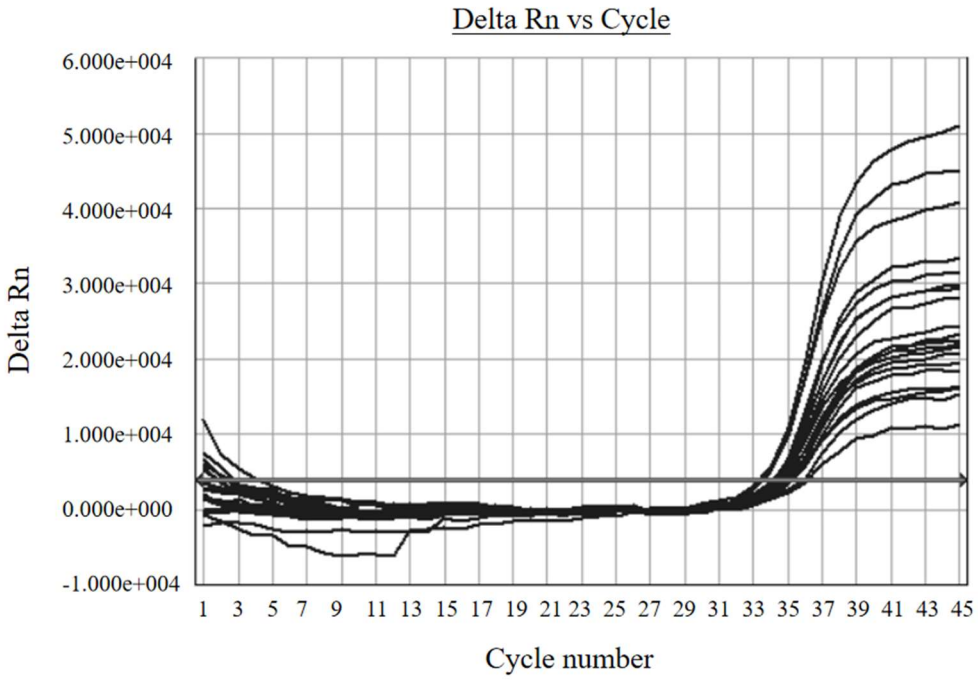
Delta Rn vs Cycle
6.000e+004
5.000e+004
4.000e+004
3.000e+004
2.000e+004
1.000e+004
0.000e+000
-1.000e+004
Delta Rn
1 3 5 7 9 11 13 15 17 19 21 23 25 27 29 31 33 35 37 39 41 43 45
Cycle number

FIG. 4

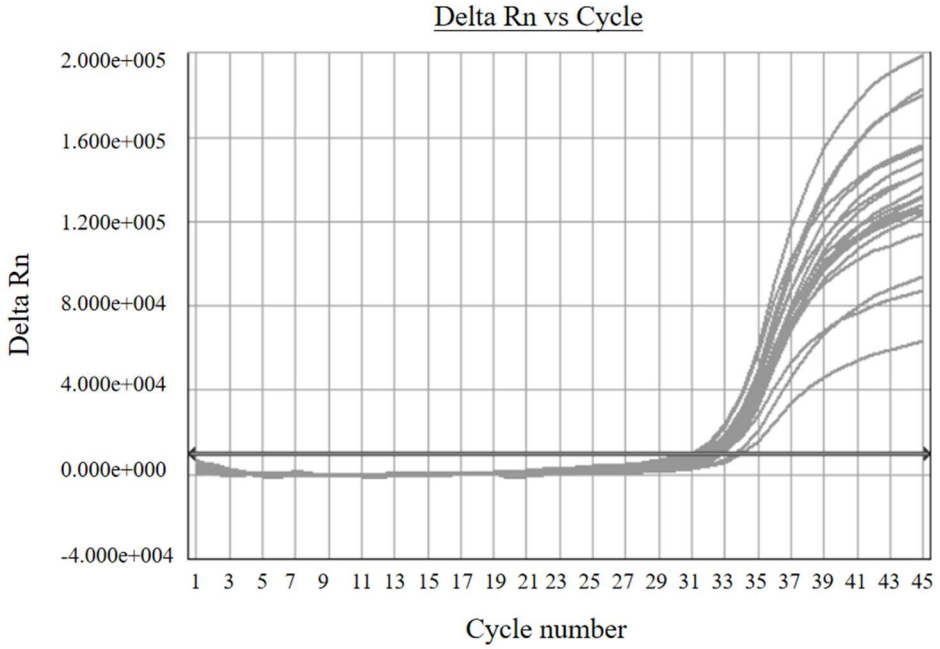
Delta Rn vs Cycle
2.000e+005
1.600e+005
1.200e+005
8.000e+004
4.000e+004
0.000e+000
-4.000e+004
Delta Rn
1 3 5 7 9 11 13 15 17 19 21 23 25 27 29 31 33 35 37 39 41 43 45
Cycle number

FIG. 5

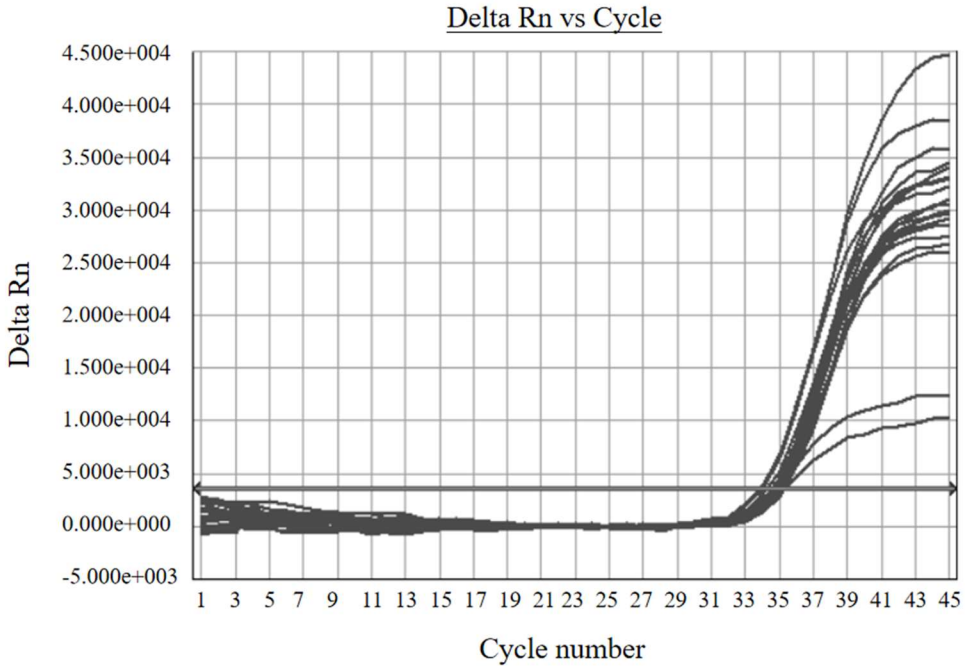
Delta Rn vs Cycle
4.500e+004
4.000e+004
3.500e+004
3.000e+004
2.500e+004
2.000e+004
1.500e+004
1.000e+004
5.000e+003
0.000e+000
-5.000e+003
Delta Rn
1 3 5 7 9 11 13 15 17 19 21 23 25 27 29 31 33 35 37 39 41 43 45
Cycle number

FIG. 6

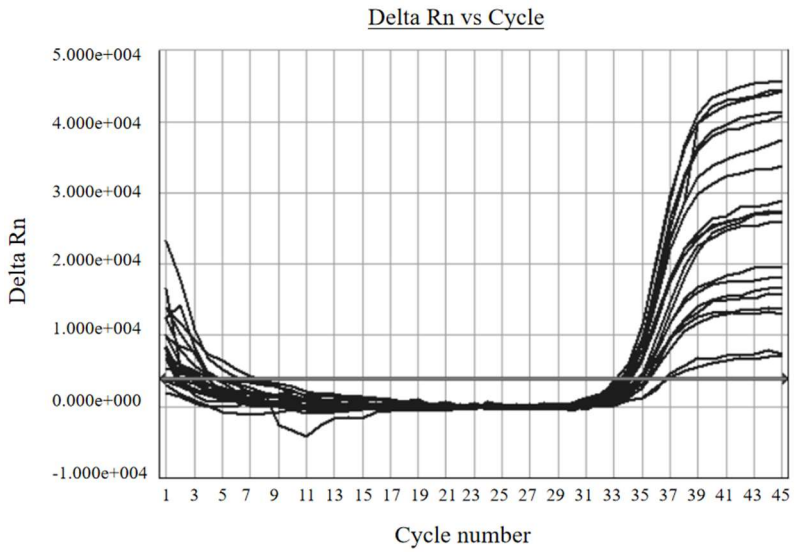
Delta Rn vs Cycle
5.000e+004
4.000e+004
3.000e+004
2.000e+004
1.000e+004
0.000e+000
-1.000e+004
Delta Rn
1 3 5 7 9 11 13 15 17 19 21 23 25 27 29 31 33 35 37 39 41 43 45
Cycle number

FIG. 7

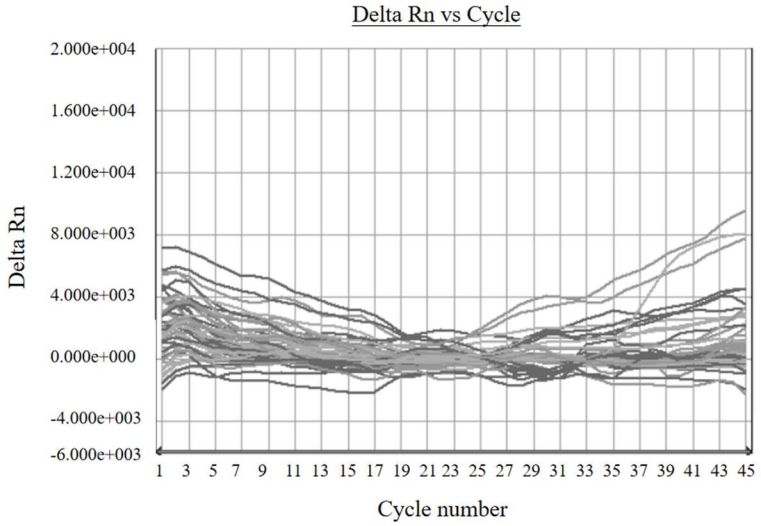
Delta Rn vs Cycle
2.000e+004
1.600e+004
1.200e+004
8.000e+003
4.000e+003
0.000e+000
-4.000e+003
-6.000e+003
Delta Rn
1 3 5 7 9 11 13 15 17 19 21 23 25 27 29 31 33 35 37 39 41 43 45
Cycle number

FIG. 8

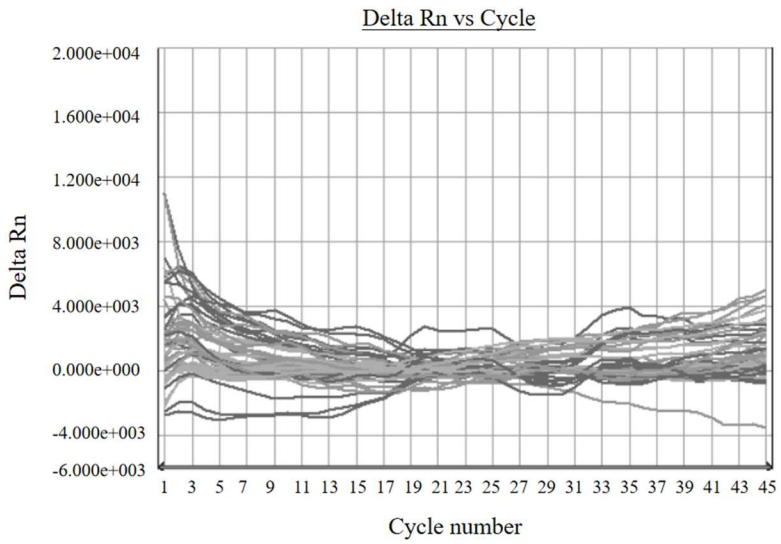
Delta Rn vs Cycle
2.000e+004
1.600e+004
1.200e+004
8.000e+003
4.000e+003
0.000e+000
-4.000e+003
-6.000e+003
Delta Rn
1 3 5 7 9 11 13 15 17 19 21 23 25 27 29 31 33 35 37 39 41 43 45
Cycle number

FIG. 9

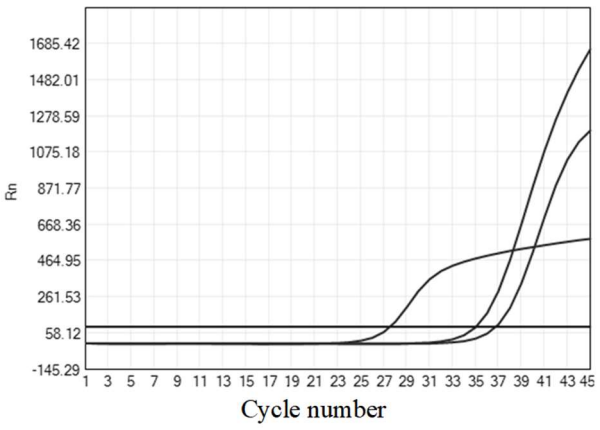

FIG. 10A

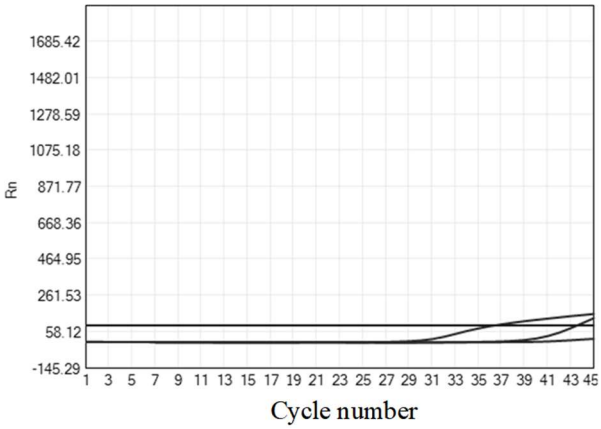

FIG. 10B

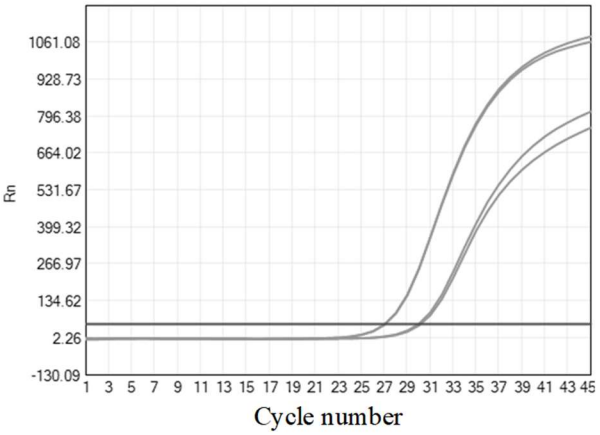

FIG. 11A

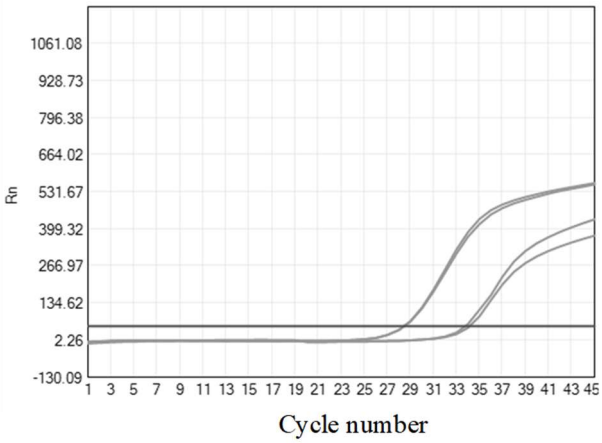

FIG. 11B