```
SP|P56856|CLD18_HUMAN   MSTTTCQVVAFLLSILGLAGCIAATGMDMWSTQDLYDNPVTSVFQYEGLWRSCVRQSSGF 60
SP|P56856-2|CLD18_HUMAN MAVTACQGLGFVVSLIGIAGIIAATCMDQWSTQDLYNNPVTAVFNYQGLWRSCVRESSGF 60
                        *:.*:** :.*::*::*:** **** ** *******:****:**:*:********:****

SP|P56856|CLD18_HUMAN   TECRPYFTILGLPAMLQAVRALMIVGIVLGAIGLLVSIFALKCIRIGSMEDSAKANMTLT 120
SP|P56856-2|CLD18_HUMAN TECRGYFTLLGLPAMLQAVRALMIVGIVLGAIGLLVSIFALKCIRIGSMEDSAKANMTLT 120
                        **** ***:************************************************

SP|P56856|CLD18_HUMAN   SGIMFIVSGLCAIAGVSVFANMLVTNFWMSTANMYTGMGGMVQTVQTRYTFGAALFVGWV 180
SP|P56856-2|CLD18_HUMAN SGIMFIVSGLCAIAGVSVFANMLVTNFWMSTANMYTGMGGMVQTVQTRYTFGAALFVGWV 180
                        ************************************************************

SP|P56856|CLD18_HUMAN   AGGLTLIGGVMMCIACRGLAPEETNYKAVSYHASGHSVAYKPGGFKASTGFGSNTKNKKI 240
SP|P56856-2|CLD18_HUMAN AGGLTLIGGVMMCIACRGLAPEETNYKAVSYHASGHSVAYKPGGFKASTGFGSNTKNKKI 240
                        ************************************************************

SP|P56856|CLD18_HUMAN   YDGGARTEDEVQSYPSKHDYV 261
SP|P56856-2|CLD18_HUMAN YDGGARTEDEVQSYPSKHDYV 261
                        *********************
```

Figure 1

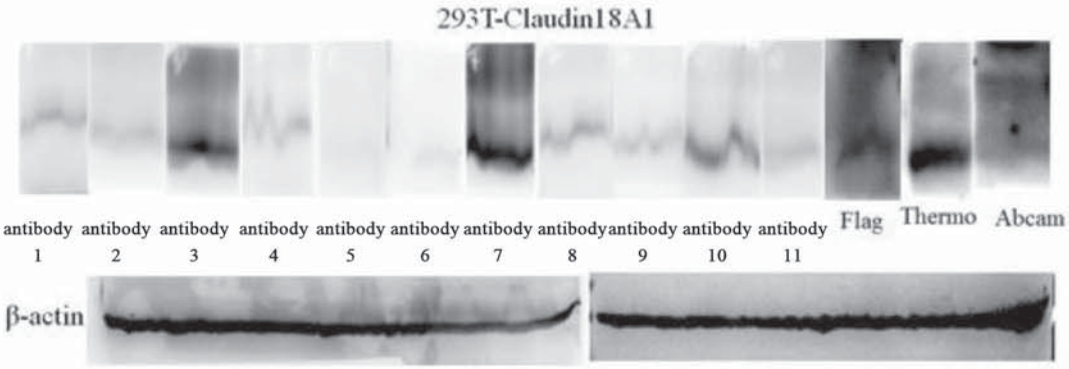

Figure 2A

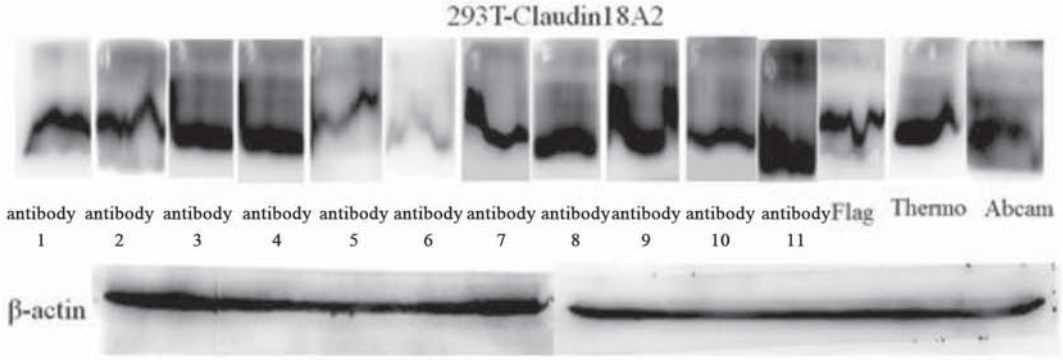

Figure 2B

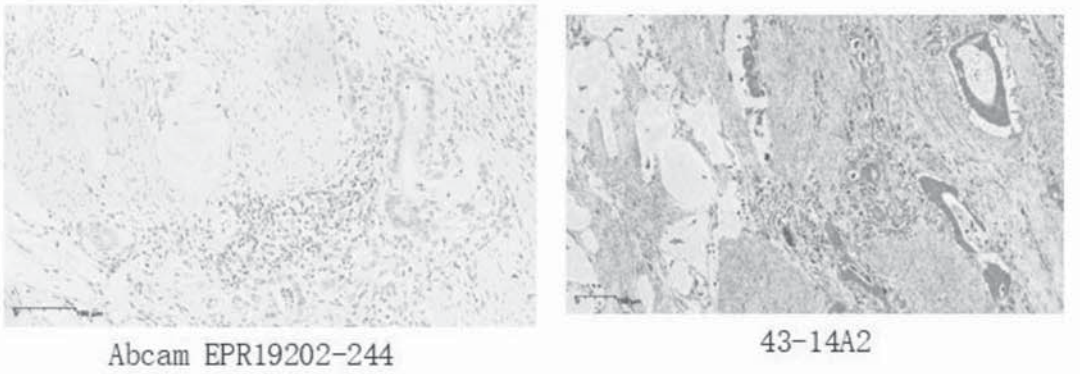

Abcam EPR19202-244

43-14A2

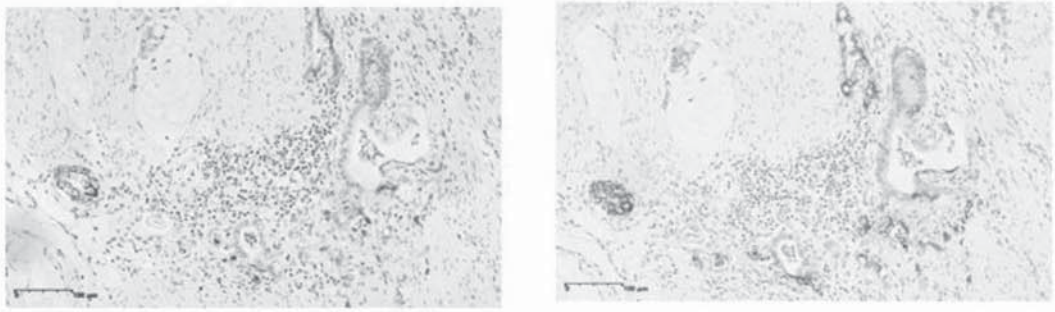

antibody 7

antibody 9

Figure 3

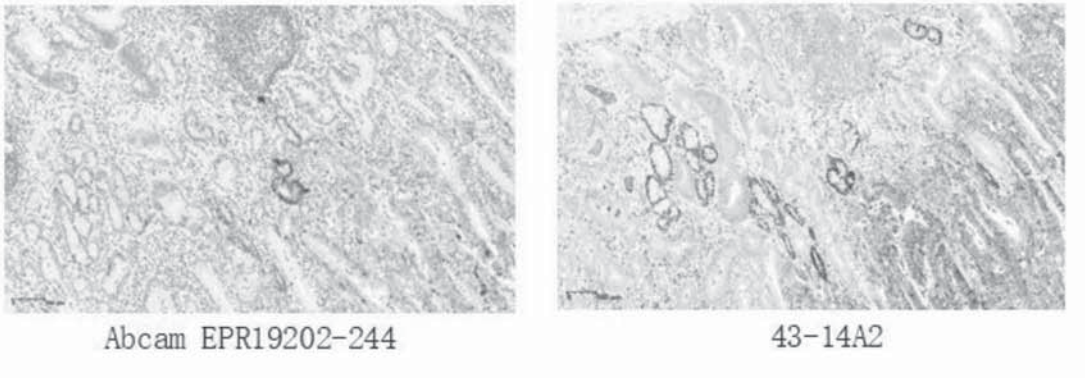

Abcam EPR19202-244

43-14A2

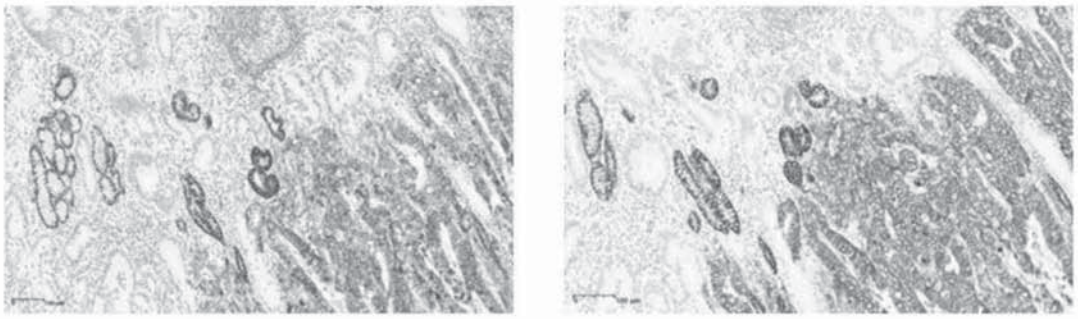

antibody 7

antibody 9

Figure 4

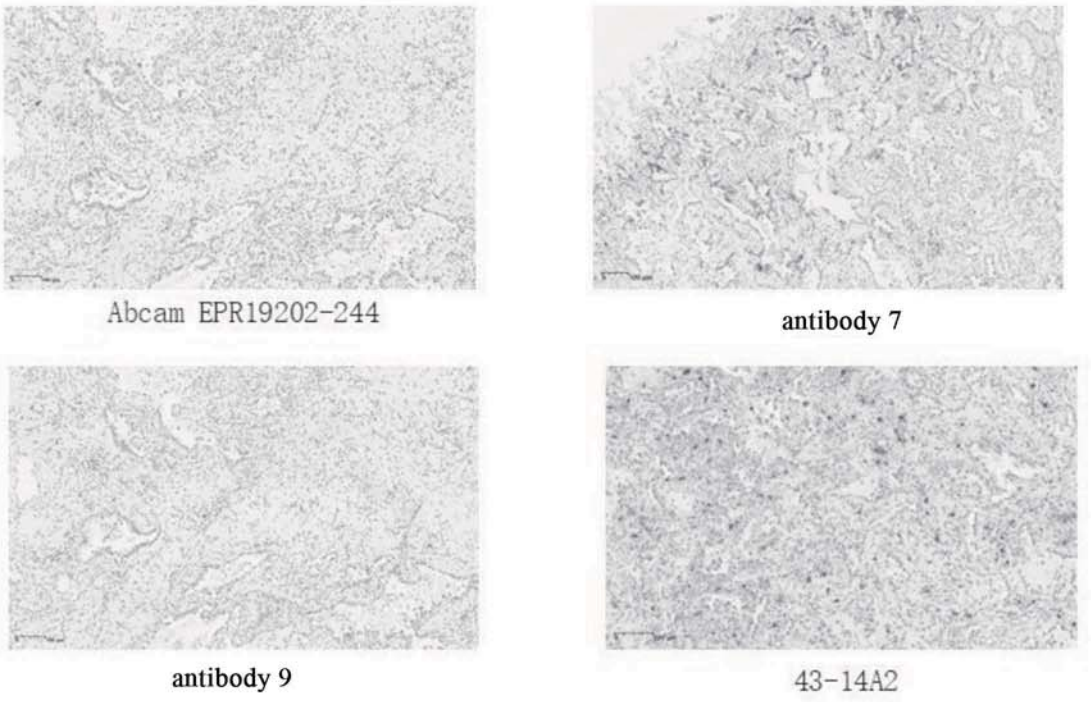

Figure 5

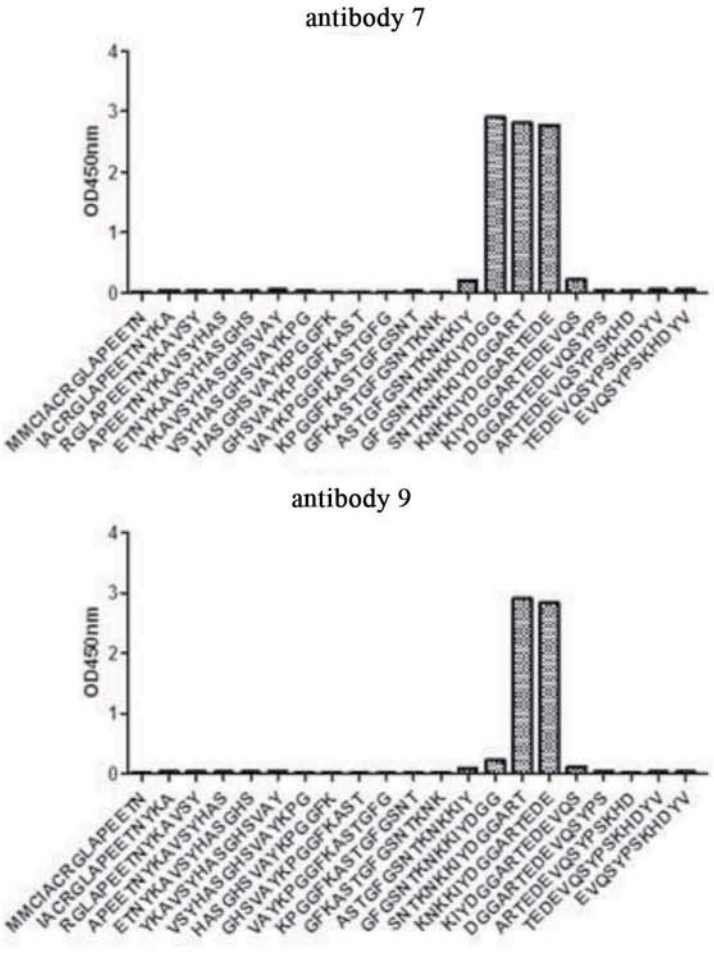

Figure 6