CLAIMS

1. Use of a prodrug of 2-(phosphonomethyl)pentanedioic acid (2-PMPA) in the manufacture of a medicament for preventing or reducing exposure of a prostate-specific membrane antigen (PSMA)-targeted imaging or therapeutic agent in off-target non- cancer tissues, wherein a PSMA-targeted agent a prodrug of 2-(phosphonomethyl)pentanedioic acid (2-PMPA) is to be administered to a subject in an amount effective to prevent or reduce binding of the PSMA-targeted agent to off-target non-cancer tissues.

2. The use of claim 1, wherein the prodrug of 2-PMPA comprises a compound of formula (I) or formula (II):

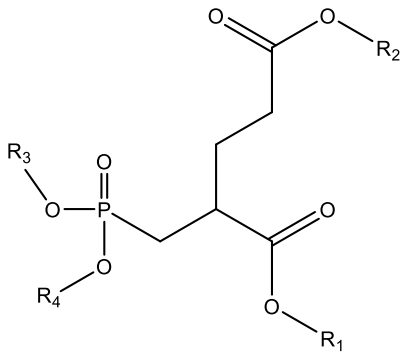

(I);

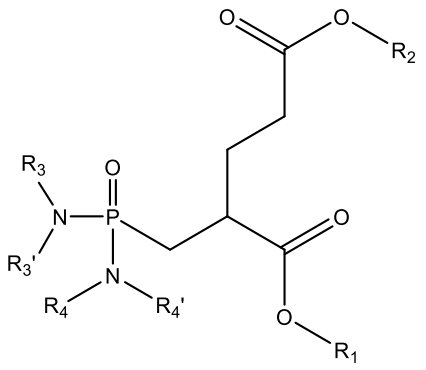

(II);

wherein:

each R_1, R_2, R_3, and R_4 is independently selected from the group consisting of H, alkyl, Ar, -($CR_5R_6)_n$-Ar, -$(CR_5R_6)_n$-O-C(=O)-R_7, -$(CR_5R_6)_n$- C(=O)- O-R_7, -$(CR_5R_6)_n$-O-C(=O)-O-R_7,-

$(CR_5R_6)_n$-O-R_7, -$(CR_5R_6)_n$-O-[$(CR_5R_6)_n$-O]$_m$-R_7, -$(CR_5R_6)_n$-Ar-O-C(=O)-R_7,-Ar-C(=O)-O-$(CR_5R_6)_n$-R_7, -$(CR_5R_6)_n$-NR_8R_9, and -$(CR_5R_6)_n$-C(=O)-NR_8R_9;

wherein:

n is an integer from 1 to 20;

m is an integer from 1 to 20;

each R_3' and R_4' are independently H or alkyl;

each R_5 and R_6 is independently selected from the group consisting of H, alkyl, and alkylaryl;

each R_7 is independently straightchain or branched alkyl;

Ar is aryl, substituted aryl, heteroaryl or substituted heteroaryl; and

R_8 and R_9 are each independently H or alkyl; and

pharmaceutically acceptable salts thereof.

3. The use of claim 2, wherein the compound of formula (I) is selected from the group consisting of:

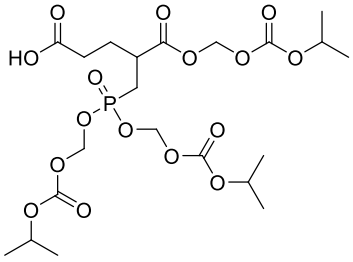
,
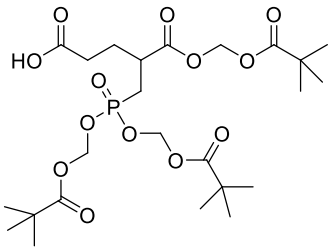
,

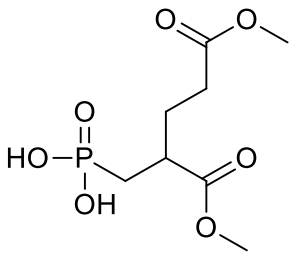
,
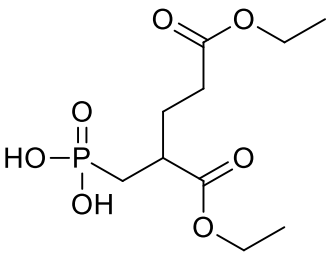
,
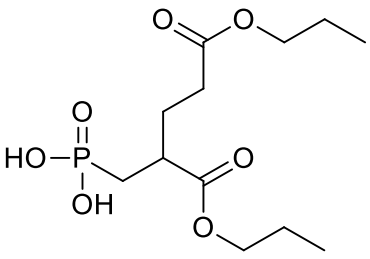
,

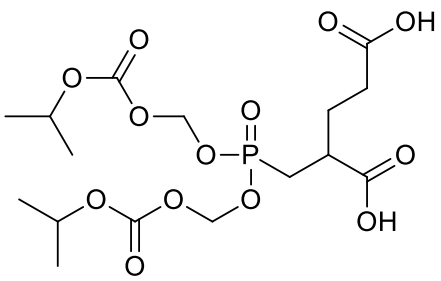
,
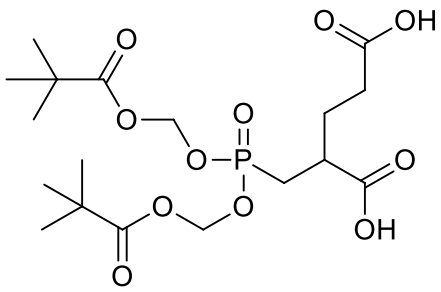
,
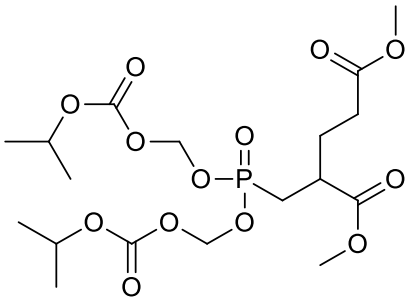
,
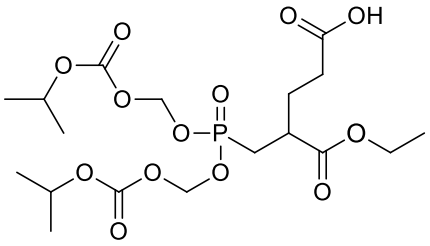
,
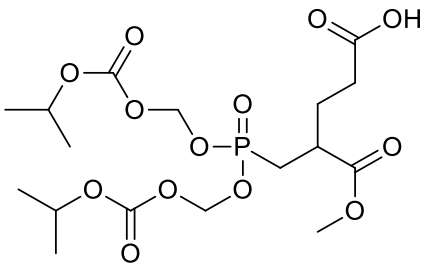
,
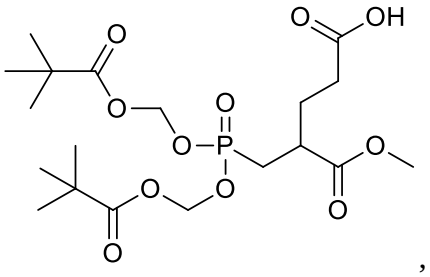
,
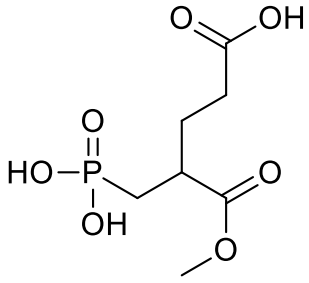
,
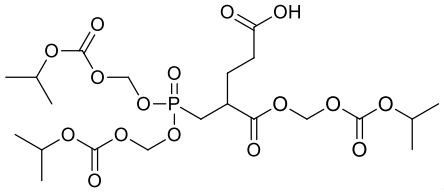
,

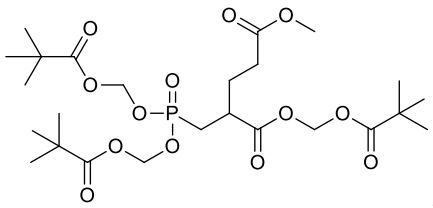
,
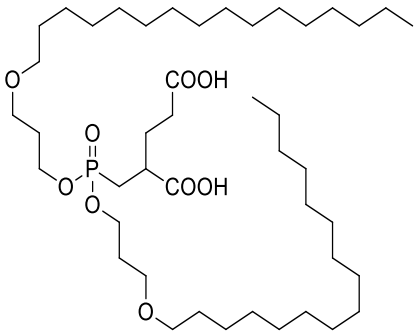
,
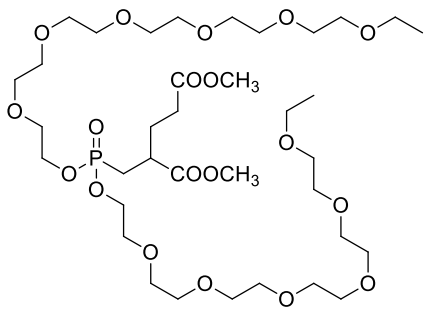
,
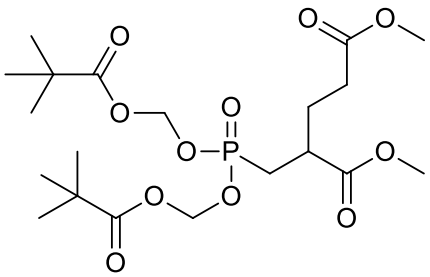
,
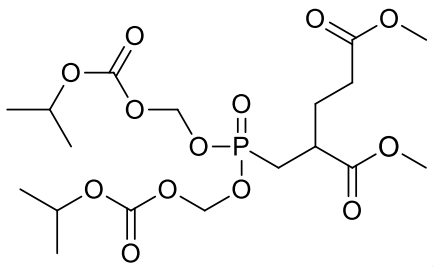
,
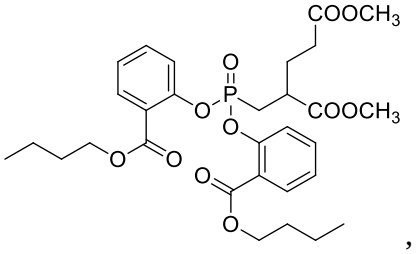
,

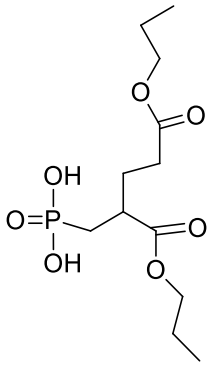
,
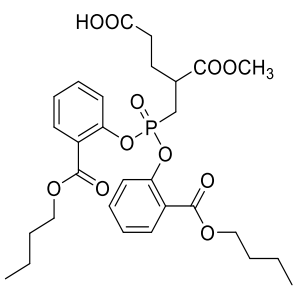
,
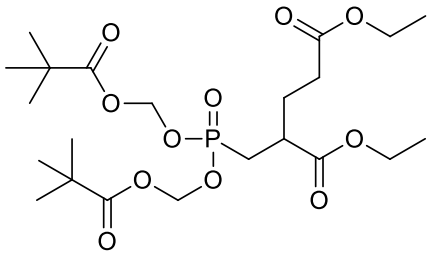
,
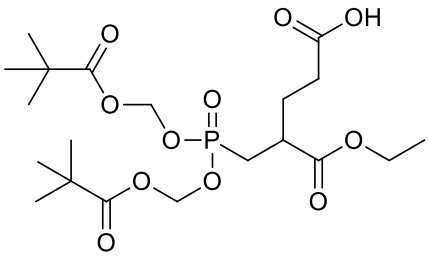
,
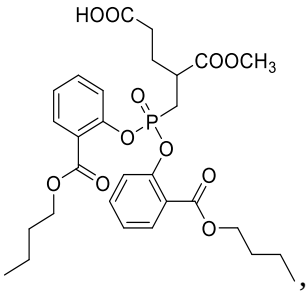
,
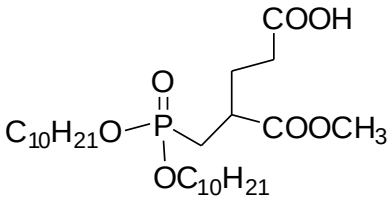
,

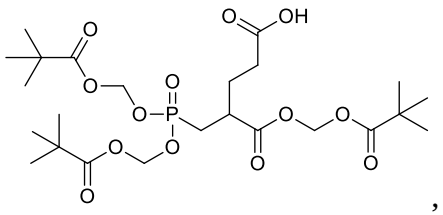
,
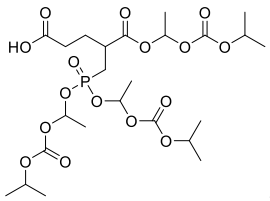
,
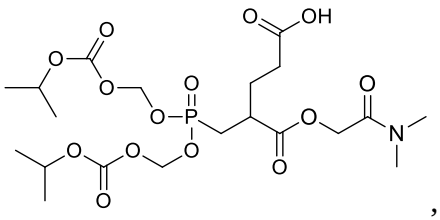
,
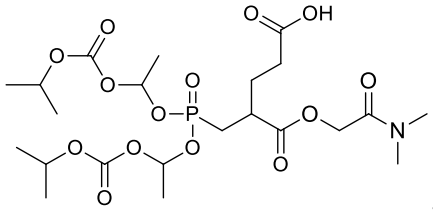
,
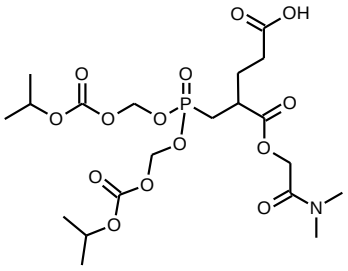
,
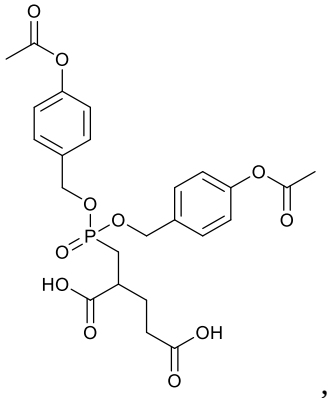
,
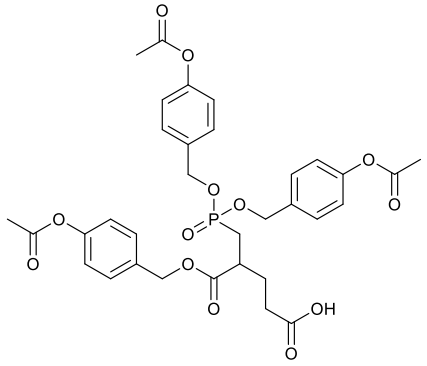
,
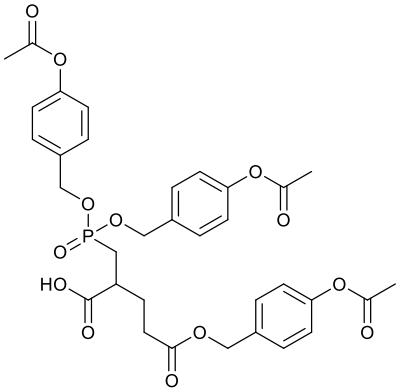
,
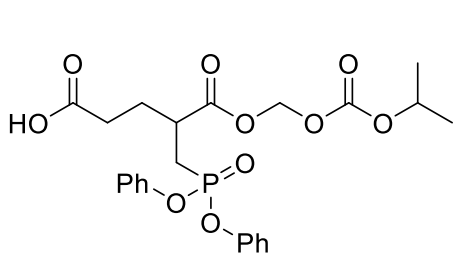
,
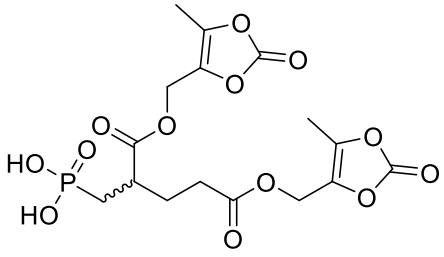
,
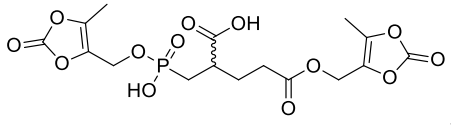
,
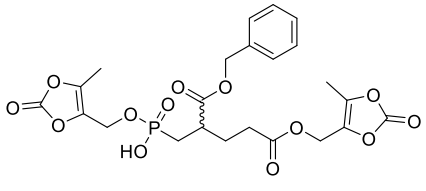
,

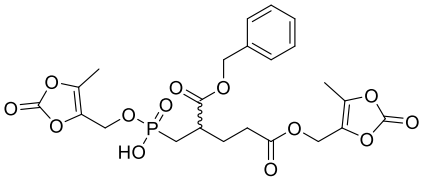
,
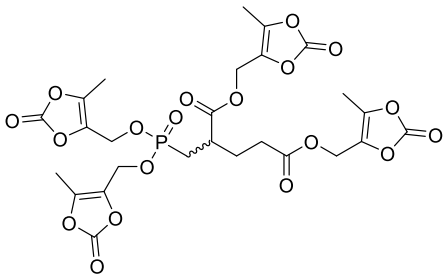
, and
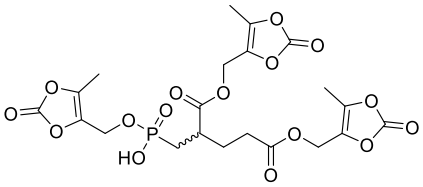
.

4. The use of claim 2, wherein the compound of formula (II) is

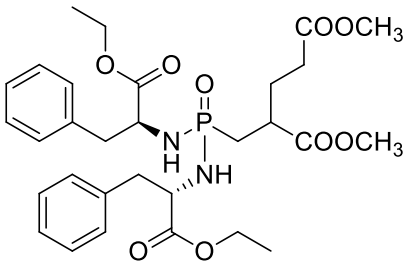
or
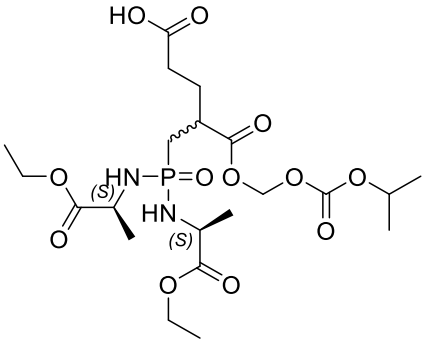
.

5. The use of claim 1, wherein the prodrug of 2-PMPA is to be administered in combination with a PSMA-targeted imaging or therapeutic agent.

6. The use of claim 5, wherein the prodrug of 2-PMPA is to be administered to the subject before the PSMA-targeted imaging or therapeutic agent is administered.

7. The use of claim 5, wherein the prodrug of 2-PMPA is to be administered to the subject simultaneously with the PSMA-targeted imaging or therapeutic agent.

8. The use of claim 1, wherein the off-target tissue is in an organ selected from the group consisting of kidney, lacrimal glands, and salivary glands.

9. The use of claim 1, wherein the PSMA-targeted imaging or therapeutic agent is a small molecule inhibitor of glutamate carboxypeptidase bearing a glutamate moiety, including but not limited to PSMA-11, PSMA-617, or PSMA I&T.

10. Use of a prodrug of 2-PMPA in the manufacture of a medicament for reducing tissue damage to salivary glands, kidneys, or lacrimal glands in a patient receiving PSMA-targeted radiotherapy for cancer, wherein a therapeutically effective amount of a prodrug of 2-PMPA in a dosing profile that correlates with at least two half-lives of the radionuclide used for radiotherapy is to be administered to the patient.

11. The use of claim 10, wherein the salivary gland damage gives rise to a side effect selected from the group consisting of xerostomia, thickened saliva, reduced saliva, mouth sores, hoarseness, trouble swallowing, loss of taste, and combinations thereof.

12. The use of claim 10, wherein the prodrug of 2-PMPA comprises a compound of formula (I) or formula (II):

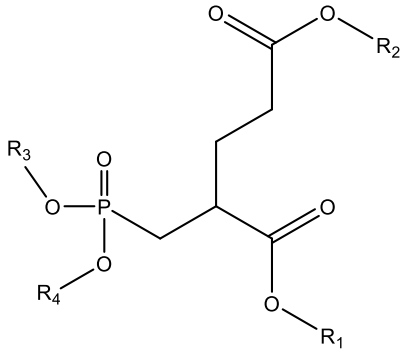

(I);

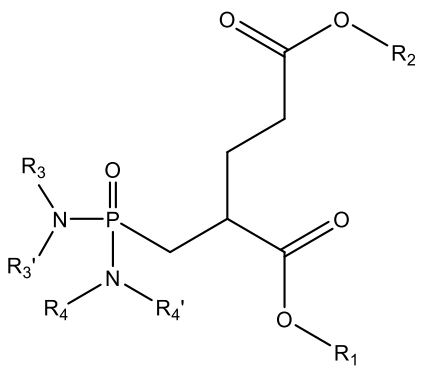

(II);

wherein:

each R_1, R_2, R_3, and R_4 is independently selected from the group consisting of H, alkyl, Ar, -($CR_5R_6)_n$-Ar, -$(CR_5R_6)_n$-O-C(=O)-R_7, -$(CR_5R_6)_n$- C(=O)- O-R_7, -$(CR_5R_6)_n$-O-C(=O)-O-R_7,-$(CR_5R_6)_n$-O-R_7, -$(CR_5R_6)_n$-O-[$(CR_5R_6)_n$-O]$_m$-R_7, -$(CR_5R_6)_n$-Ar-O-C(=O)-R_7,-Ar-C(=O)-O-$(CR_5R_6)_n$-R_7, -$(CR_5R_6)_n$-NR_8R_9, and -$(CR_5R_6)_n$-C(=O)-NR_8R_9;

wherein:

n is an integer from 1 to 20;

m is an integer from 1 to 20;

each R_3' and R_4' are independently H or alkyl;

each R_5 and R_6 is independently selected from the group consisting of H, alkyl, and alkylaryl;

each R_7 is independently straightchain or branched alkyl;

Ar is aryl, substituted aryl, heteroaryl or substituted heteroaryl; and

R_8 and R_9 are each independently H or alkyl; and

pharmaceutically acceptable salts thereof.

13. The use of claim 12, wherein the prodrug of 2-PMPA is selected from the group consisting of:

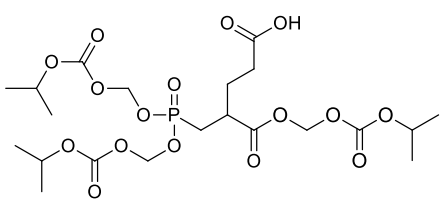

and

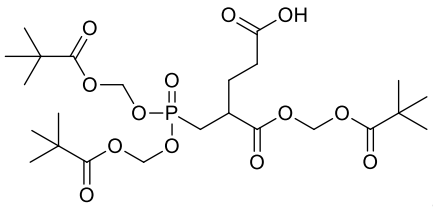

.

14. The use of claim 10, wherein the PSMA-targeted imaging or therapeutic agent is selected from the group consisting of 117Lu-PSMA-617, 131I-MIP-1095, 177Lu-PSMA-I&T, 177Lu-PSMA-R2, 225Ac-PSMA-617, 227Th-PSMA-ADC, CTT1403, CTT1700, 68Ga-PSMA-11, 18F-DCFPyL, CTT1057, 68Ga-PSMA-R2, and 68Ga-PSMA-617.

15. The use of claim 10, wherein the PSMA-targeted therapeutic is a radiotherapeutic to be administered in a cumulative amount from about 3 GBq to about 100 GBq.

16. The use of claim 15, wherein the PSMA-targeted radiotherapeutic is to be administered in a cumulative amount from about 52 GBq to about 100 GBq.

17. The use of claim 10, wherein the PSMA-targeted therapeutic and 2-PMPA prodrug are to be administered for about 1 to about 15 treatment cycles.

18. The use of claim 17, wherein the PSMA-targeted therapeutic and 2-PMPA prodrug are to be administered for about 6 to about 15 treatment cycles.

19. The use of claim 10, wherein the patient has not received previous treatment for cancer.

20. The use of claim 10, wherein the cancer is prostate cancer.