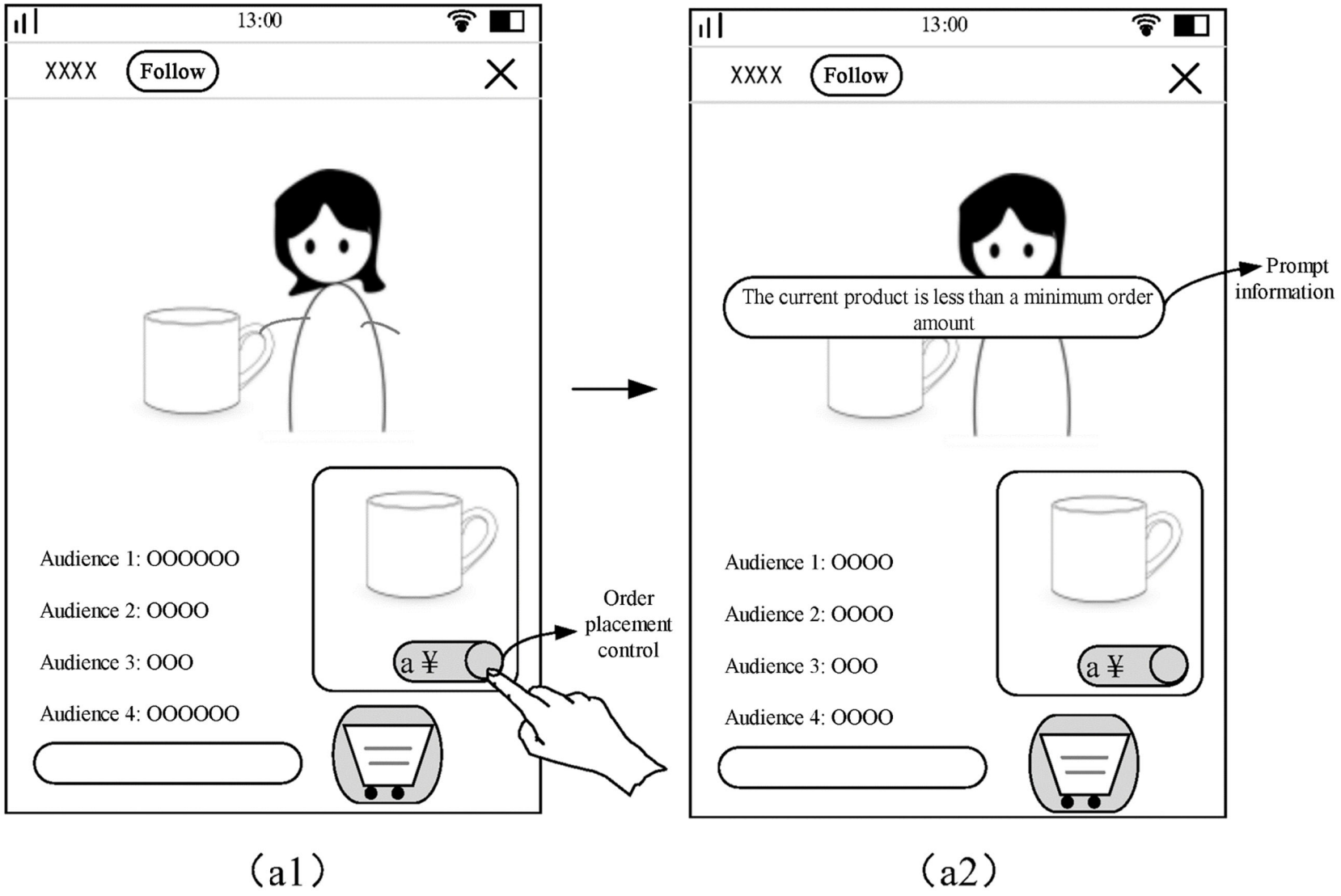
13:00
XXXX
Follow
Audience 1: OOOOOO
Audience 2: OOOO
Audience 3: OOO
Audience 4: OOOOOO
a ¥
Order placement control
(a1)
13:00
XXXX
Follow
The current product is less than a minimum order amount
Prompt information
Audience 1: OOOO
Audience 2: OOOO
Audience 3: OOO
Audience 4: OOOO
a ¥
(a2)

Fig. 1

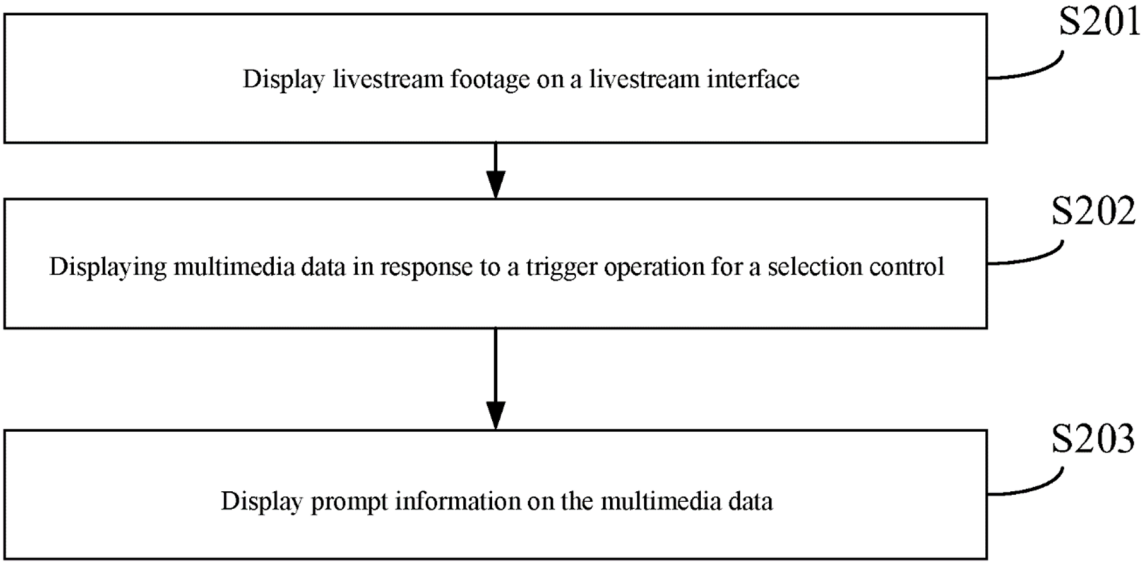
S201
Display livestream footage on a livestream interface
S202
Displaying multimedia data in response to a trigger operation for a selection control
S203
Display prompt information on the multimedia data

Fig. 2

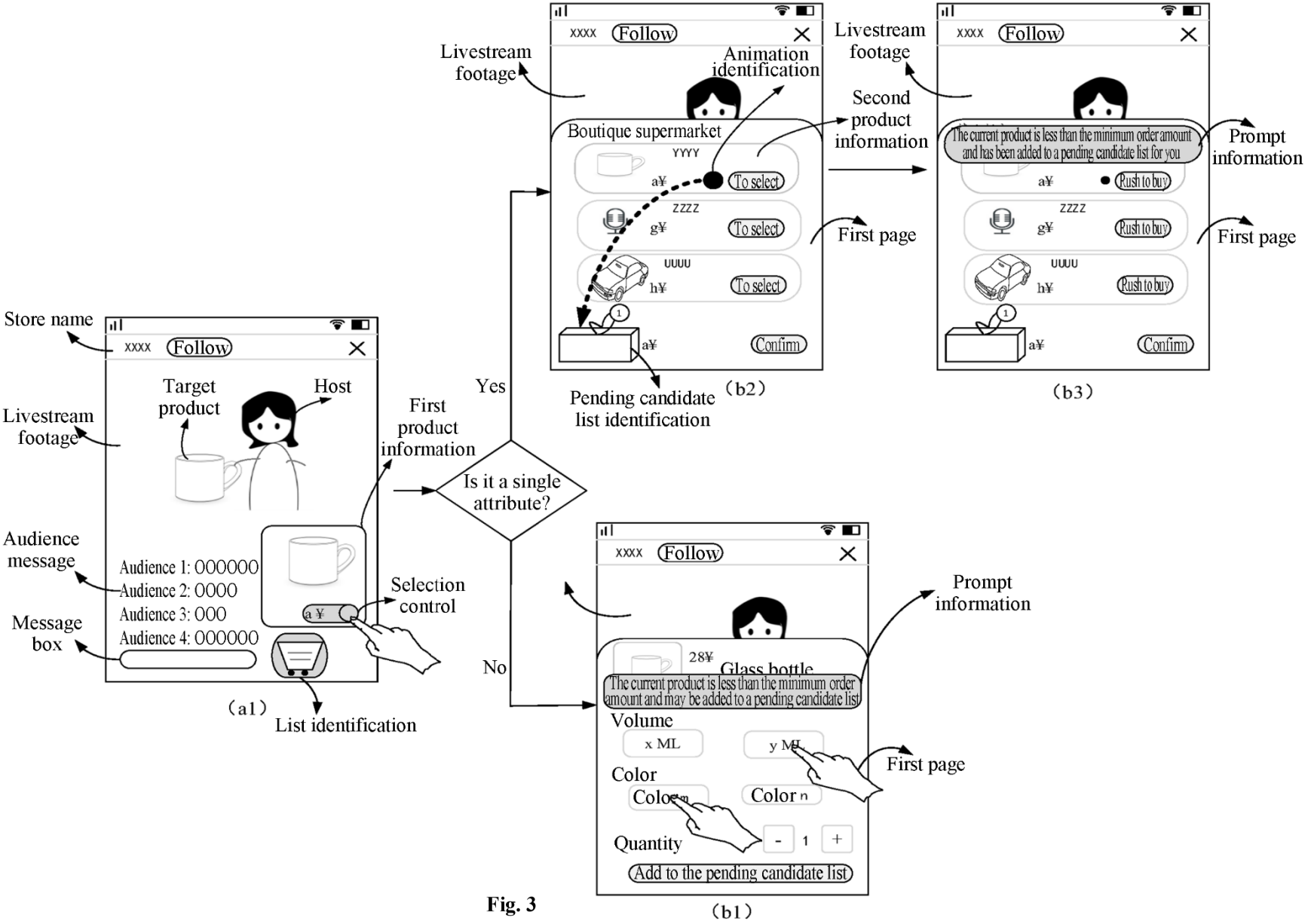
Store name
xxxx Follow
Target product
Host
Livestream footage
Audience message
Audience 1: 000000
Audience 2: 0000
Audience 3: 000
Audience 4: 000000
Message box
a ¥
Selection control
(a1)
List identification
First product information
Is it a single attribute?
Yes
No
Livestream footage
Animation identification
Boutique supermarket
YYYY
a¥
To select
ZZZZ
g¥
To select
UUUU
h¥
To select
a¥
Confirm
Pending candidate list identification
(b2)
Second product information
First page
Livestream footage
The current product is less than the minimum order amount and has been added to a pending candidate list for you
Prompt information
Rush to buy
Rush to buy
Rush to buy
First page
(b3)
xxxx Follow
28¥
Glass bottle
The current product is less than the minimum order amount and may be added to a pending candidate list
Prompt information
Volume
x ML
y ML
Color
Color m
Color n
First page
Quantity
- 1 +
Add to the pending candidate list
(b1)

Fig. 3

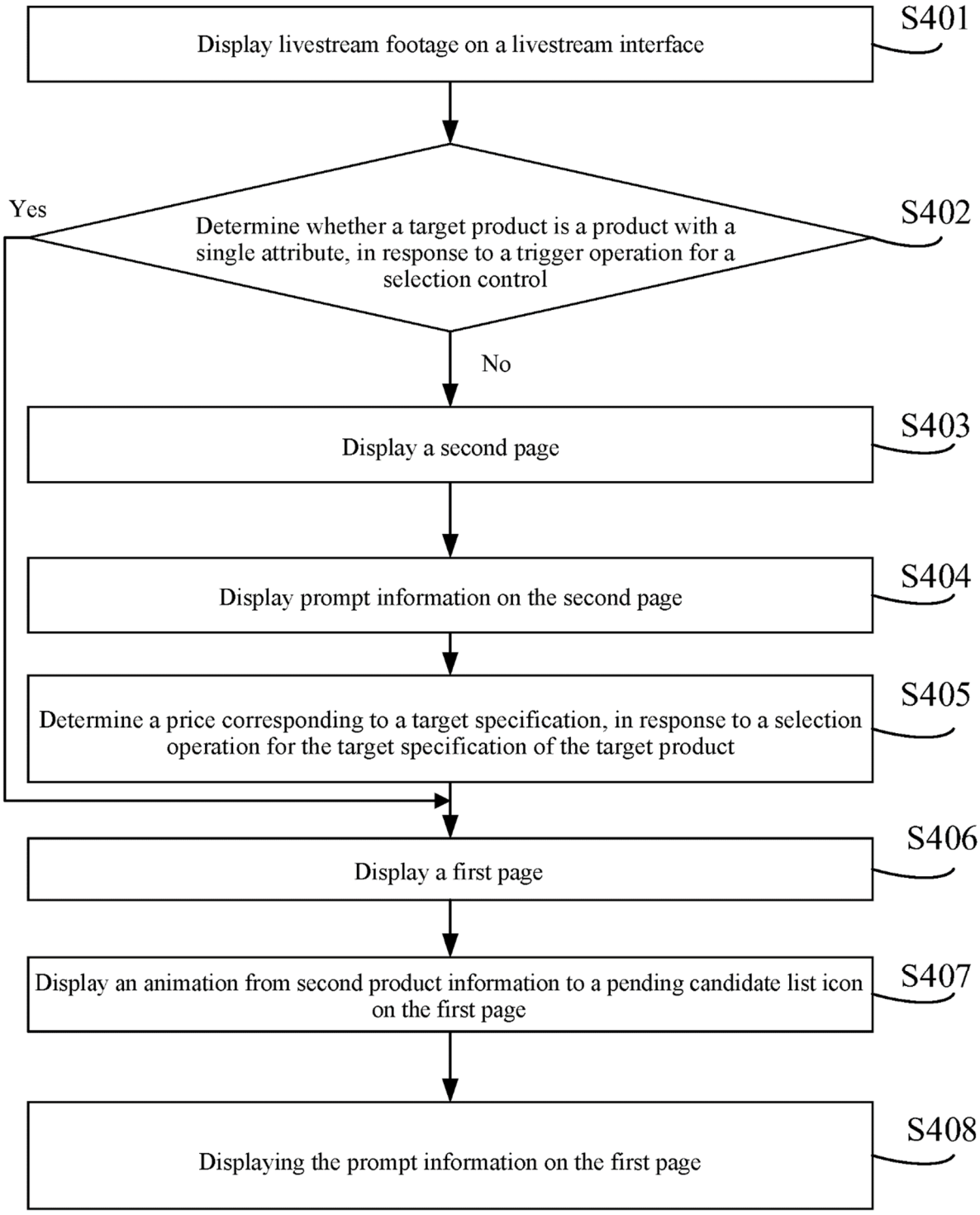
Display livestream footage on a livestream interface
S401
Determine whether a target product is a product with a single attribute, in response to a trigger operation for a selection control
S402
Yes
No
Display a second page
S403
Display prompt information on the second page
S404
Determine a price corresponding to a target specification, in response to a selection operation for the target specification of the target product
S405
Display a first page
S406
Display an animation from second product information to a pending candidate list icon on the first page
S407
Displaying the prompt information on the first page
S408

Fig. 4

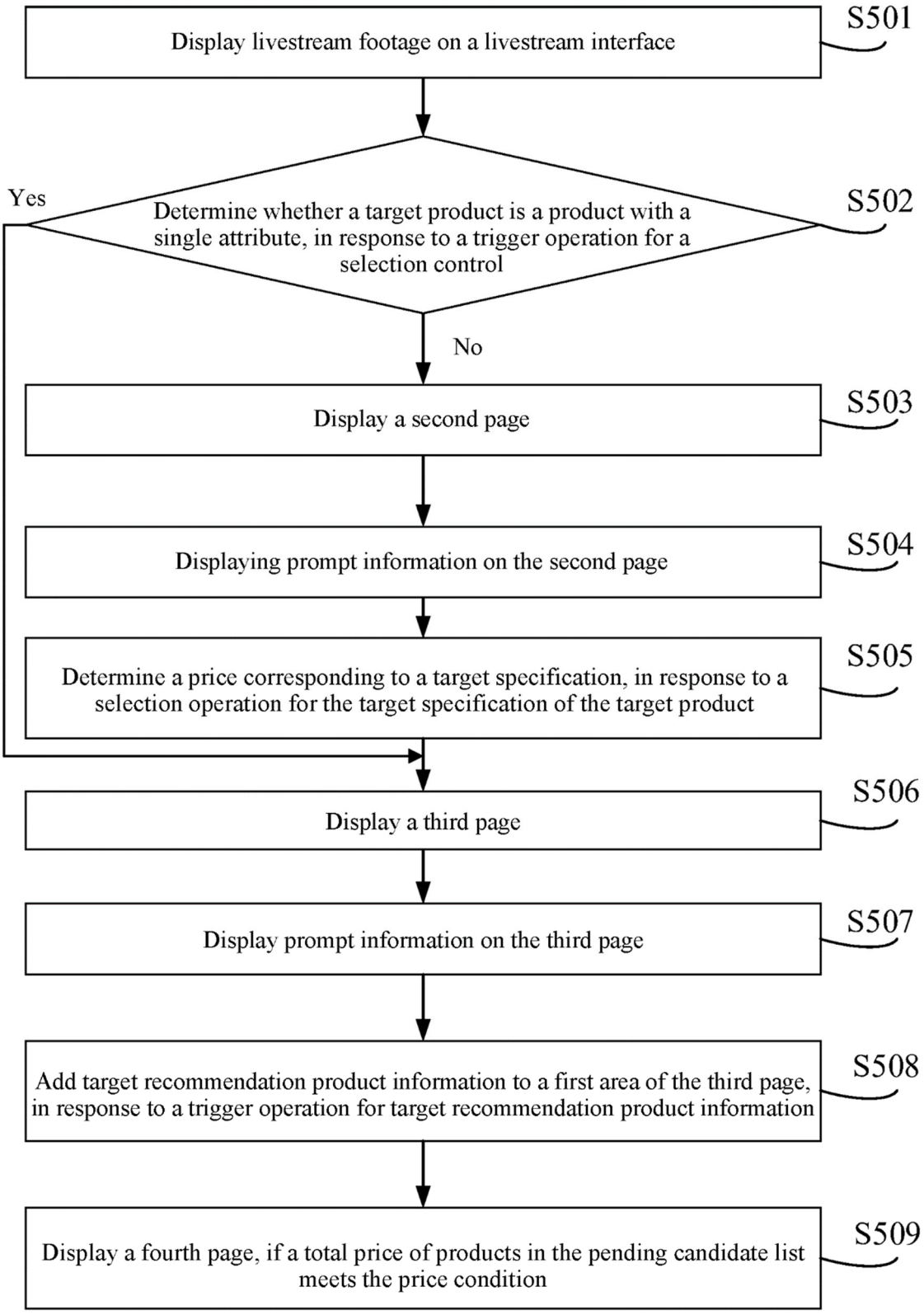
Display livestream footage on a livestream interface
S501
Determine whether a target product is a product with a single attribute, in response to a trigger operation for a selection control
S502
Yes
No
Display a second page
S503
Displaying prompt information on the second page
S504
Determine a price corresponding to a target specification, in response to a selection operation for the target specification of the target product
S505
Display a third page
S506
Display prompt information on the third page
S507
Add target recommendation product information to a first area of the third page, in response to a trigger operation for target recommendation product information
S508
Display a fourth page, if a total price of products in the pending candidate list meets the price condition
S509

Fig. 5

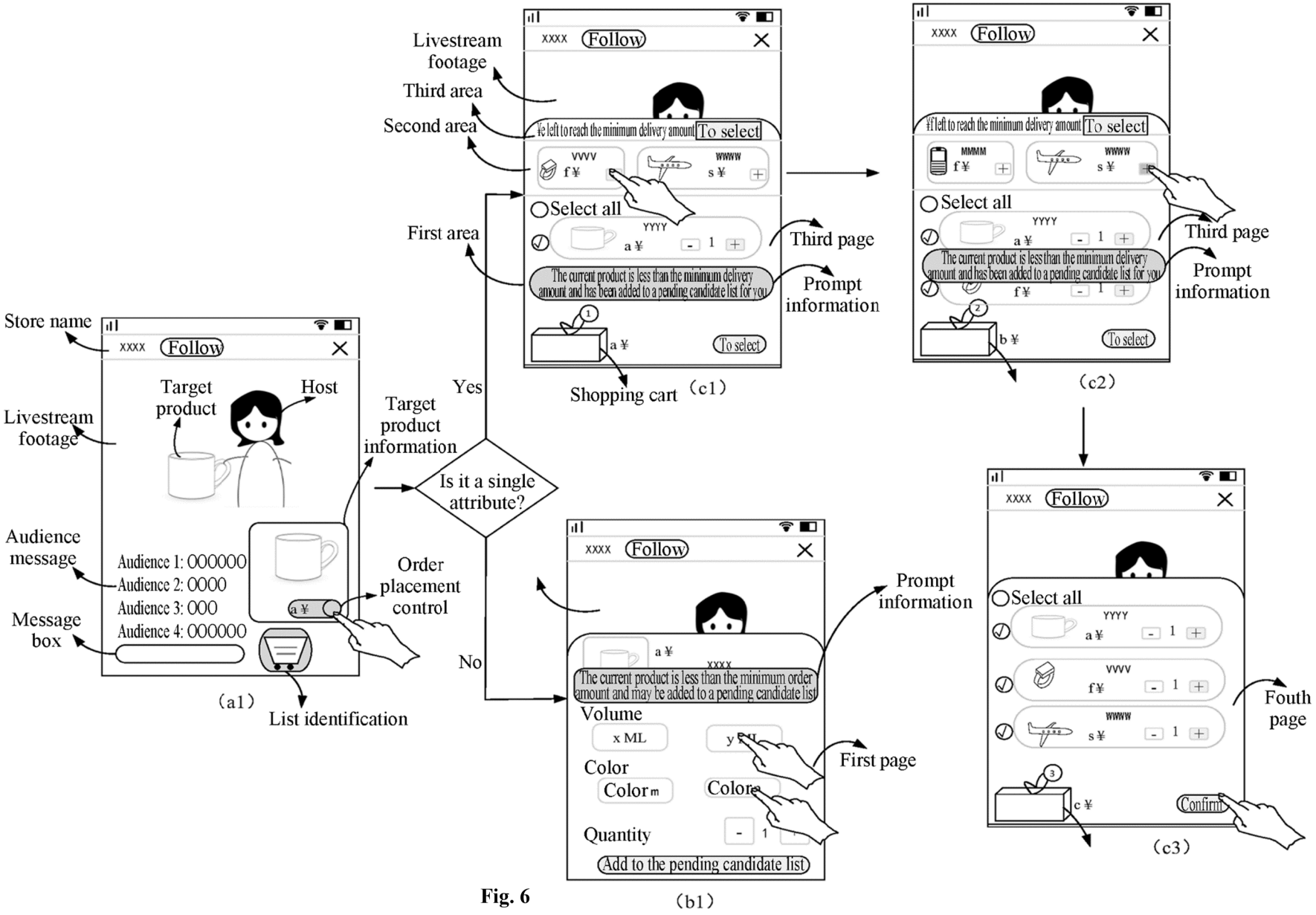
Store name
Livestream footage
Target product
Host
Audience message
Audience 1: 000000
Audience 2: 0000
Audience 3: 000
Audience 4: 000000
Message box
Order placement control
List identification
(a1)
Target product information
Is it a single attribute?
Yes
No
Livestream footage
Third area
Second area
First area
Shopping cart
(c1)
Third page
Prompt information
(c2)
Third page
Prompt information
Volume
Color
Quantity
Add to the pending candidate list
(b1)
Prompt information
First page
Fouth page
Confirm
(c3)

Fig. 6

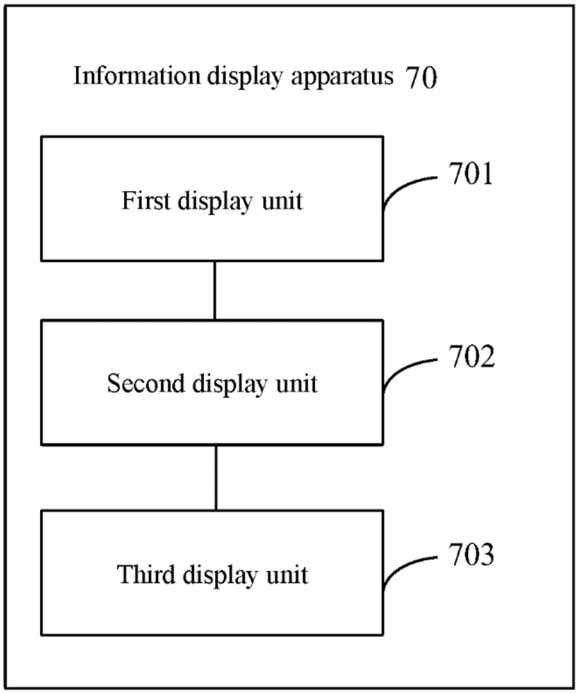
Information display apparatus 70
First display unit
701
Second display unit
702
Third display unit
703

Fig. 7

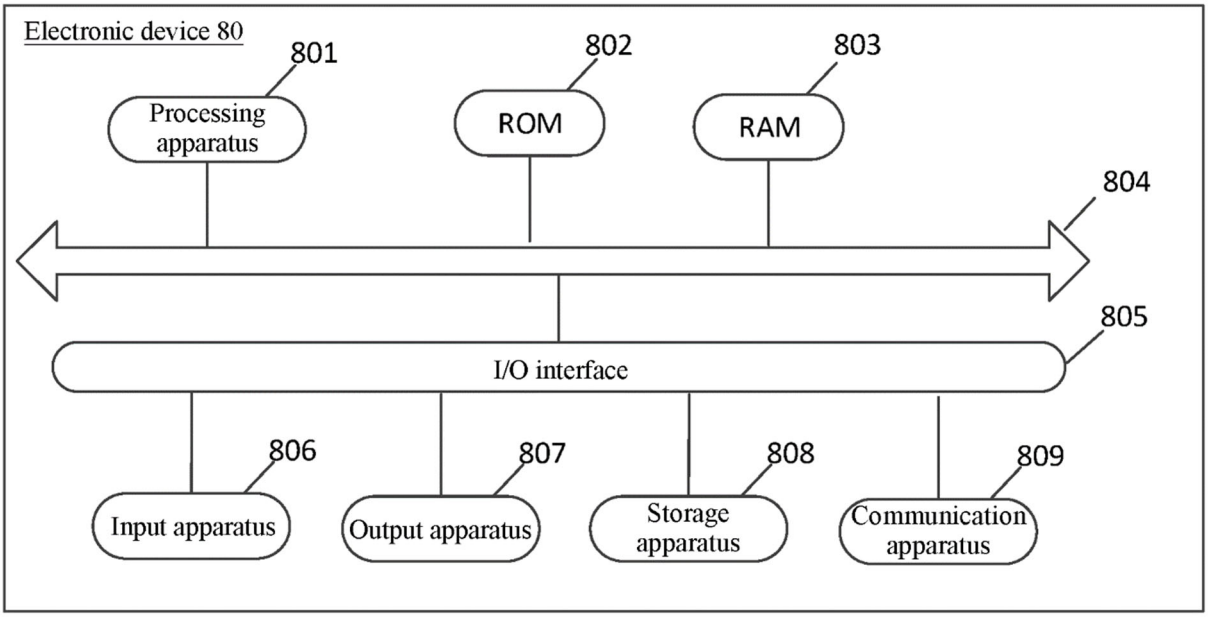
Electronic device 80
801
Processing apparatus
802
ROM
803
RAM
804
805
I/O interface
806
Input apparatus
807
Output apparatus
808
Storage apparatus
809
Communication apparatus

Fig. 8