
CD3
DLL3
VL
VL
VH
VH

图 1

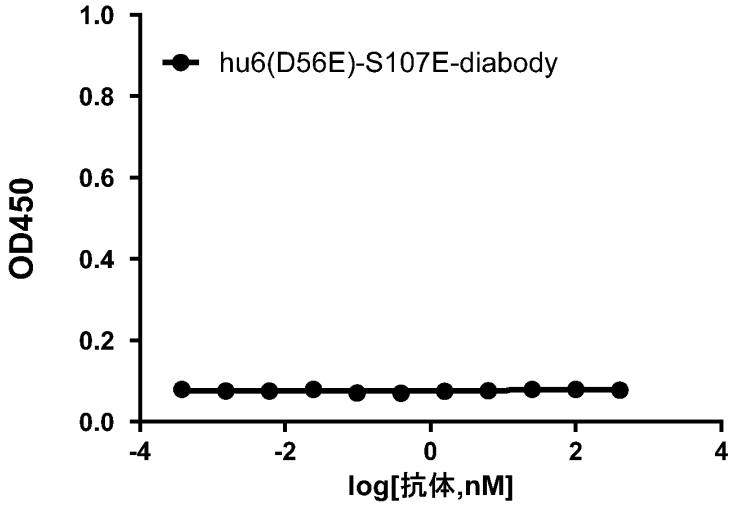
1.0
0.8
0.6
0.4
0.2
0.0
OD450
hu6(D56E)-S107E-diabody
-4
-2
0
2
4
log[抗体,nM]

图 2A

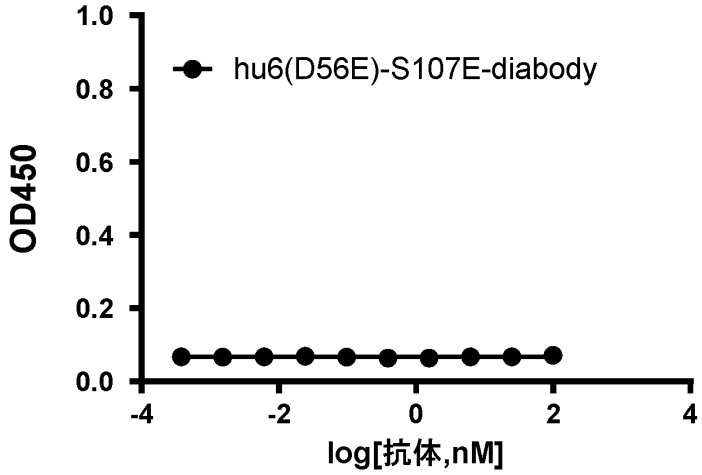
1.0
0.8
0.6
0.4
0.2
0.0
OD450
hu6(D56E)-S107E-diabody
-4
-2
0
2
4
log[抗体,nM]

图 2B

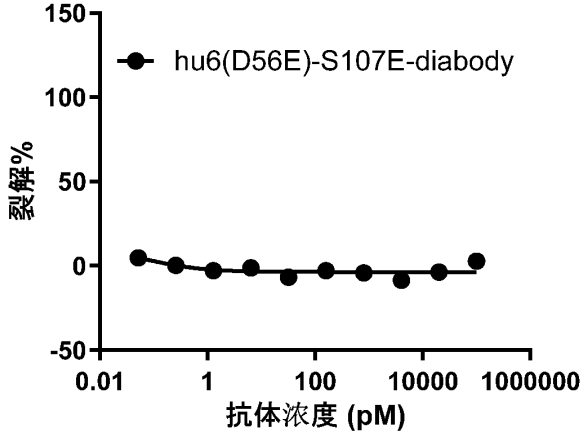
150
100
50
0
-50
裂解%
hu6(D56E)-S107E-diabody
0.01
1
100
10000
1000000
抗体浓度 (pM)

图 3

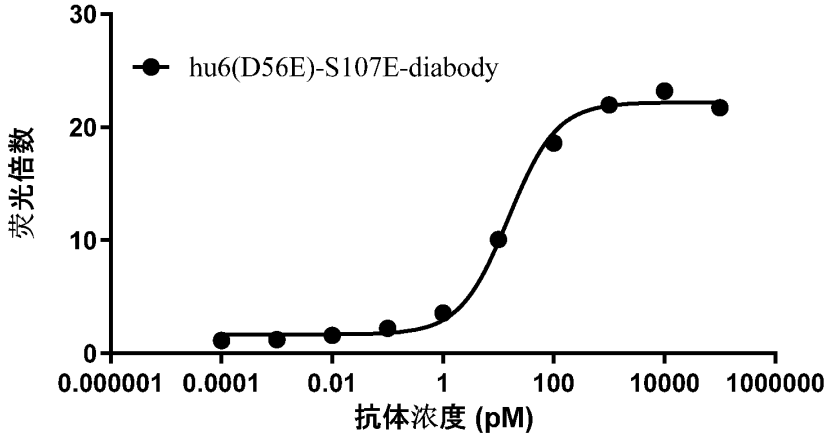
30
20
10
0
荧光倍数
hu6(D56E)-S107E-diabody
0.000001
0.0001
0.01
1
100
10000
1000000
抗体浓度 (pM)

图 4A

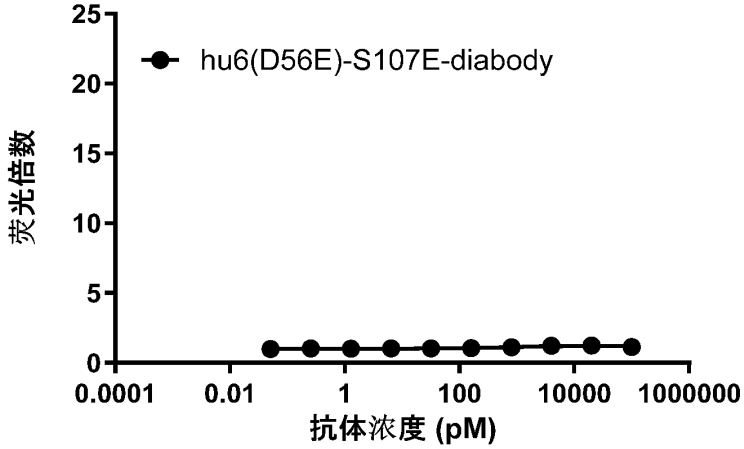
25
20
15
10
5
0
荧光倍数
hu6(D56E)-S107E-diabody
0.0001
0.01
1
100
10000
1000000
抗体浓度 (pM)

图 4B

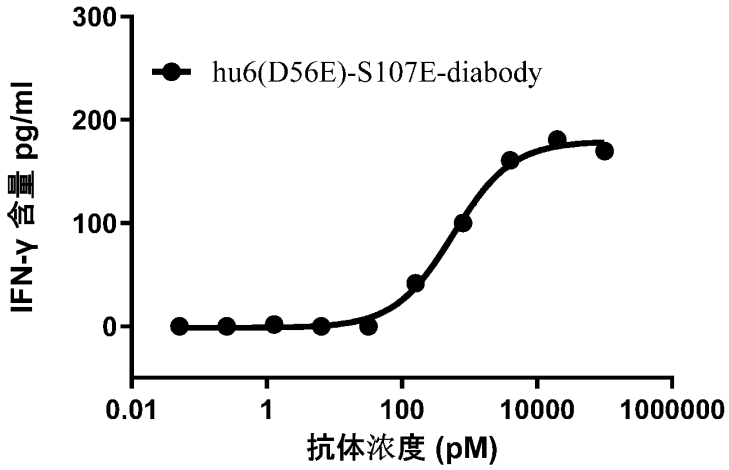
300
200
100
0
IFN-γ 含量 pg/ml
hu6(D56E)-S107E-diabody
0.01
1
100
10000
1000000
抗体浓度 (pM)

图 5A

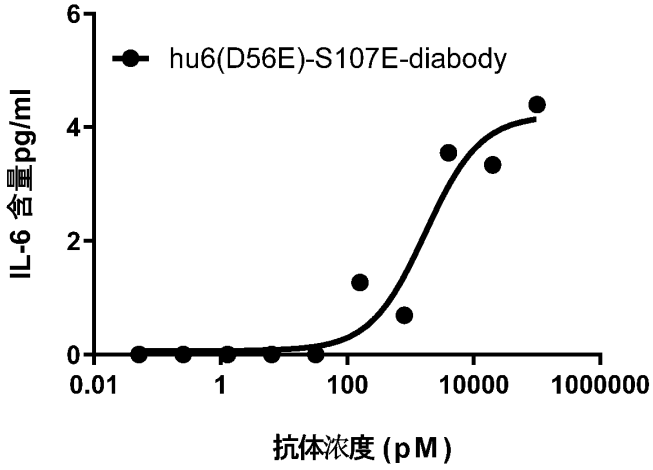
6
4
2
0
IL-6 含量pg/ml
hu6(D56E)-S107E-diabody
0.01
1
100
10000
1000000
抗体浓度 (pM)

图 5B