TITLE OF INVENTION

1,1,1,3,3-PENTAFLUOROBUTANE REFRIGERANT OR HEAT TRANSFER FLUID COMPOSITIONS COMPRISING HYDROFLUOROCARBON AND USES THEREOF

CROSS REFERENCE(S) TO RELATED APPLICATION(S)

This application claims the priority benefit of U.S. Provisional Application 60/536,819, filed January 14, 2004, and U.S. Provisional Application 60/537,453, filed January 15, 2004, and U.S. Provisional Application 60/549,978, filed March 4, 2004, and U.S. Provisional Application 60/575,037, filed May 26, 2004, and U.S. Provisional Application 60/584,785, filed June 29, 2004.

BACKGROUND OF THE INVENTION

1. Field of the Invention.

The present invention relates to compositions suitable for use in refrigeration and air conditioning apparatus comprising 1,1,1,3,3-pentafluorobutane and at least one hydrofluorocarbon, N-(difluoromethyl)-N,N-dimethylamine, or 1,1,1,2,2-pentafluoro-2-[(pentafluoroethyl)thio]ethane or combinations thereof. Further, the present invention relates to compositions suitable for use in refrigeration and air-conditioning apparatus employing a centrifugal compressor comprising 1,1,1,3,3-pentafluorobutane and at least one hydrofluorocarbon, N-(difluoromethyl)-N,N-dimethylamine, or 1,1,1,2,2-pentafluoro-2-[(pentafluoroethyl)thio]ethane or combinations thereof. The compositions of the present invention may be azeotropic or near azeotropic in nature and are useful in processes for producing refrigeration or heat or as heat transfer fluids.

2. Description of Related Art.

The refrigeration industry has been working for the past few decades to find replacement refrigerants for the ozone depleting chlorofluorocarbons (CFCs) and hydrochlorofluorocarbons (HCFCs) being phased out as a result of the Montreal Protocol. The solution for most refrigerant producers has been the commercialization of hydrofluorocarbon (HFC) refrigerants. The new HFC refrigerants, HFC-134a being the most widely used at this time, have zero ozone depletion

potential and thus are not affected by the current regulatory phase out as a result of the Montreal Protocol.

Further environmental regulations may ultimately cause global phase out of certain HFC refrigerants. Currently, the automobile industry is facing regulations relating to global warming potential for refrigerants used in mobile air-conditioning. Therefore, there is a great current need to identify new refrigerants with reduced global warming potential for the automobile air-conditioning market. Should the regulations be more broadly applied in the future, an even greater need will be felt for refrigerants that can be used in all areas of the refrigeration and air-conditioning industry.

Currently proposed replacement refrigerants for HFC-134a include HFC-152a, pure hydrocarbons such as butane or propane, or "natural" refrigerants such as CO_2 or ammonia. Many of these suggested replacements are toxic, flammable, and/or have low energy efficiency. Therefore, new alternatives are constantly being sought.

The object of the present invention is to provide novel refrigerant compositions and heat transfer fluids that provide unique characteristics to meet the demands of low or zero ozone depletion potential and lower global warming potential as compared to current refrigerants.

BRIEF SUMMARY OF THE INVENTION

In a first aspect, there is provided a refrigerant and heat transfer fluid compositions selected from the group consisting of:

1,1,1,3,3-pentafluorobutane and 1,1,3-trifluoropropane;
1,1,1,3,3-pentafluorobutane and 1,3-difluoropropane;
1,1,1,3,3-pentafluorobutane and 1,1-difluorobutane;
1,1,1,3,3-pentafluorobutane and 1,3-difluoro-2-methylpropane;
1,1,1,3,3-pentafluorobutane and 1,2-difluoro-2-methylpropane;
1,1,1,3,3-pentafluorobutane and 1,2-difluorobutane;
1,1,1,3,3-pentafluorobutane and 1,3-difluorobutane;
1,1,1,3,3-pentafluorobutane and 2,3-difluorobutane;
1,1,1,3,3-pentafluorobutane and 1,1,1-trifluoropentane;
1,1,1,3,3-pentafluorobutane and 1,1,1-trifluoro-3-methylbutane;
1,1,1,3,3-pentafluorobutane and 1,2-difluoropentane;

1,1,1,3,3-pentafluorobutane and 3,3,4,4,5,5,6,6,6-nonafluoro-1-hexene;

1,1,1,3,3-pentafluorobutane and N-(difluoromethyl)-N,N-dimethylamine; and

1,1,1,3,3-pentafluorobutane and 1,1,1,2,2-pentafluoro-2-[(pentafluoroethyl)thio]ethane.

In a second aspect, there is provided a refrigerant or heat transfer fluid composition suitable for use in refrigeration or air conditioning apparatus employing a (i) centrifugal compressor, (ii) multi-stage centrifugal compressor, or (iii) single slab/single pass heat exchanger, said composition selected from the group consisting of:

1,1,1,3,3-pentafluorobutane and 1,1,3-trifluoropropane;

1,1,1,3,3-pentafluorobutane and 1,3-difluoropropane;

1,1,1,3,3-pentafluorobutane and 1,1-difluorobutane;

1,1,1,3,3-pentafluorobutane and 1,3-difluoro-2-methylpropane;

1,1,1,3,3-pentafluorobutane and 1,2-difluoro-2-methylpropane;

1,1,1,3,3-pentafluorobutane and 1,2-difluorobutane;

1,1,1,3,3-pentafluorobutane and 1,3-difluorobutane;

1,1,1,3,3-pentafluorobutane and 2,3-difluorobutane;

1,1,1,3,3-pentafluorobutane and 1,1,1-trifluoropentane;

1,1,1,3,3-pentafluorobutane and 1,1,1-trifluoro-3-methylbutane;

1,1,1,3,3-pentafluorobutane and 1,2-difluoropentane;

1,1,1,3,3-pentafluorobutane and 3,3,4,4,5,5,6,6,6-nonafluoro-1-hexene;

1,1,1,3,3-pentafluorobutane and N-(difluoromethyl)-N,N-dimethylamine; and

1,1,1,3,3-pentafluorobutane and 1,1,1,2,2-pentafluoro-2-[(pentafluoroethyl)thio]ethane.

In a third aspect, there is provided an azeotropic or near-azeotropic composition selected from the group consisting of :

about 1 to about 99 weight percent 1,1,1,3,3-pentafluorobutane and about 99 to about 1 weight percent 1,1,3-trifluoropropane;

about 1 to about 99 weight percent 1,1,1,3,3-pentafluorobutane and about 99 to about 1 weight percent 1,3-difluoropropane;

about 1 to about 99 weight percent 1,1,1,3,3-pentafluorobutane and about 99 to about 1 weight percent 1,1-difluorobutane;

about 64 to about 99 weight percent 1,1,1,3,3-pentafluorobutane and about 36 to about 1 weight percent 1,3-difluoro-2-methylpropane;

about 1 to about 99 weight percent 1,1,1,3,3-pentafluorobutane and about 99 to about 1 weight percent 1,2-difluoro-2-methylpropane;

about 37 to about 99 weight percent 1,1,1,3,3-pentafluorobutane and about 63 to about 1 weight percent 1,2-difluorobutane;

about 60 to about 99 weight percent 1,1,1,3,3-pentafluorobutane and about 40 to about 1 weight percent 1,3-difluorobutane;

about 1 to about 99 weight percent 1,1,1,3,3-pentafluorobutane and about 99 to about 1 weight percent 2,3-difluorobutane;

about 1 to about 99 weight percent 1,1,1,3,3-pentafluorobutane and about 99 to about 1 weight percent 1,1,1-trifluoropentane;

about 1 to about 99 weight percent 1,1,1,3,3-pentafluorobutane and about 99 to about 1 weight percent 1,1,1-trifluoro-3-methylbutane;

about 1 to about 99 weight percent 1,1,1,3,3-pentafluorobutane and about 99 to about 1 weight percent 3,3,4,4,5,5,6,6,6-nonafluoro-1-hexene;

about 72 to about 99 weight percent 1,1,1,3,3-pentafluorobutane and about 28 to about 1 weight percent 1,2-difluoropentane; and

about 1 to about 99 weight percent 1,1,1,3,3-pentafluorobutane and about 99 to about 1 weight percent 1,1,1,2,2-pentafluoro-2-[(pentafluoroethyl)thio]ethane.

In a fourth aspect, there is provided an azeotropic composition selected from the group consisting of :

90.3 weight percent 1,1,1,3,3-pentafluorobutane and 9.7 weight percent 1,1,3-trifluoropropane having a vapor pressure of about 14.7 psia (101 kPa) at a temperature of about 38.5 °C;

73.0 weight percent 1,1,1,3,3-pentafluorobutane and 27.0 weight percent 1,3-difluoropropane having a vapor pressure of about 14.7 psia (101 kPa) at a temperature of about 32.0 °C;

57.7 weight percent 1,1,1,3,3-pentafluorobutane and 42.3 weight percent 1,1-difluorobutane having a vapor pressure of about 14.7 psia (101 kPa) at a temperature of about 38.2 °C;

89.8 weight percent 1,1,1,3,3-pentafluorobutane and 10.2 weight percent 1,3-difluoro-2-methylpropane having a vapor pressure of about 14.7 psia (101 kPa) at a temperature of about 38.3 °C;

47.8 weight percent 1,1,1,3,3-pentafluorobutane and 52.2 weight percent 1,2-difluoro-2-methylpropane having a vapor pressure of about 14.7 psia (101 kPa) at a temperature of about 33.4 °C;

81.1 weight percent 1,1,1,3,3-pentafluorobutane and 18.9 weight percent 1,2-difluorobutane having a vapor pressure of about 14.7 psia (101 kPa) at a temperature of about 36.5 °C;

89.6 weight percent 1,1,1,3,3-pentafluorobutane and 10.4 weight percent 1,3-difluorobutane having a vapor pressure of about 14.7 psia (101 kPa) at a temperature of about 38.6 °C;

78.2 weight percent 1,1,1,3,3-pentafluorobutane and 21.8 weight percent 2,3-difluorobutane having a vapor pressure of about 14.7 psia (101 kPa) at a temperature of about 36.3 °C;

43.4 weight percent 1,1,1,3,3-pentafluorobutane and 56.6 weight percent 1,1,1-trifluoropentane having a vapor pressure of about 14.7 psia (101 kPa) at a temperature of about 38.3 °C;

31.8 weight percent 1,1,1,3,3-pentafluorobutane and 68.2 weight percent 1,1,1-trifluoro-3-methylbutane having a vapor pressure of about 14.7 psia (101 kPa) at a temperature of about 37.6 °C;

98.0 weight percent 1,1,1,3,3-pentafluorobutane and 2.0 weight percent 1,2-difluoropentane having a vapor pressure of about 14.7 psia (101 kPa) at a temperature of about 39.9 °C; and

29.5 weight percent 1,1,1,3,3-pentafluorobutane and 70.5 weight percent 1,1,1,2,2-pentafluoro-2-[(pentafluoroethyl)thio]ethane having a vapor pressure of about 14.7 psia (101 kPa) at a temperature of about 35.1 °C.

In a fifth aspect, there is provided a method of using the composition as defined above, said method comprising, producing heat or refrigeration in a refrigeration or air conditioning apparatus employing a multi-stage centrifugal compressor.

In a sixth aspect, there is provided a process for producing refrigeration, said process comprising:
evaporating the composition as defined above in the vicinity of a body to be cooled and thereafter condensing said composition.

In a seventh aspect, there is provided a process for producing heat, said process comprising:
condensing the composition as defined above in the vicinity of a body to be cooled and thereafter evaporating said composition.

In an eighth aspect, there is provided a method of using the compositions as defined above for heat transfer, said method comprising transferring said composition from a heat source to a heat sink.

In a ninth aspect, there is provided a method for using the composition as defined above, said method comprising introducing the composition into a compression refrigeration or air conditioning apparatus by (i) dissolving the ultraviolet fluorescent dye in the refrigerant composition of heat transfer fluid composition in the presence of the solubilizing agent, and introducing the combination into said compression refrigeration or air conditioning apparatus or (ii) combining solubilizing agent and and ultra-violet flurorescent dye and introducing said combination into refrigeration or air conditioning apparatus containing refrigerant or heat transfer fluid.

In a tenth aspect, there is provided a method for using the composition as defined above in a compression refrigeration or air conditioning apparatus to detect leaking in said apparatus, said method comprising providing said composition to said apparatus, and employing a suitable means for detecting said composition at a leak point or in the vicinity of said apparatus.

In an eleventh aspect, there is provided a method of using the composition as defined above, said method comprising:

(i) producing refrigeration by evaporating said composition in the vicinity of a body to be cooled and thereafter condensing said composition; or

(ii) producing heat by condensing said composition in the vicinity of the body to be heated and thereafter evaporation said composition.

The disclosure further relates to the above listed compositions specifically suitable for use in refrigeration or air conditioning apparatus employing a centrifugal compressor.

The disclosure further relates to the above listed compositions specifically suitable for use in refrigeration or air conditioning apparatus employing a multi-stage, preferably a two-stage centrifugal compressor.

The disclosure further relates to the above listed compositions specifically suitable for use in refrigeration or air conditioning apparatus employing a single pass/single slab heat exchanger.

The disclosure further relates to azeotropic or near azeotropic refrigerant compositions. These compositions are useful in refrigeration or air conditioning apparatus. The compositions may also be useful in refrigeration or air conditioning apparatus employing a centrifugal compressor.

The disclosure further relates to processes for producing refrigeration, heat, and transfer of heat from a heat source to a heat sink using the disclosed compositions.

DETAILED DESCRIPTION OF THE INVENTION

The 1,1,1,3,3-pentafluorobutane (HFC-365mfc) refrigerant compositions of the present invention further comprise at least one of hydrofluorocarbon, (HFC); perfluorocarbon; N-(difluoromethyl)-N,N-dimethylamine; or 1,1,1,2,2-pentafluoro-2-[(pentafluoroethyl)thio]ethane.

The hydrofluorocarbons of the present invention comprise compounds containing hydrogen, fluorine and carbon. These hydrofluorocarbons may be represented by the formula $C_xH_{2x+2-y}F_y$ or $C_xH_{2x-y}F_y$. In the formulas, x may equal 3 to 8 and y may equal 1-17. The hydrofluorocarbons may be straight chain, branched chain or cyclic; saturated or unsaturated compounds having from about 3 to 8 carbon atoms. Representative hydrofluorocarbons are in Table 1.

TABLE 1

Compound	Chemical Formula	Chemical Name	CAS Reg. No.
HFC-245ca	$CHF_2CF_2CH_2F$	1,1,2,2,3-pentafluoropropane	679-86-7
HFC-245fa	$CF_3CH_2CHF_2$	1,1,1,3,3-pentafluoropropane	460-73-1
HFC-263fa	$CHF_2CH_2CH_2F$	1,1,3-trifluoropropane	24270-67-5
HFC-272fa	$CH_2FCH_2CH_2F$	1,3-difluoropropane	462-39-5
HFC-338mpy	$CHF_2CF(CF_3)CHF_2$	2-(difluoromethyl)-1,1,1,2,3,3-hexafluoropropane	65781-21-7
HFC-338pcc	$CHF_2CF_2CF_2CHF_2$	1,1,2,2,3,3,4,4-octafluorobutane	377-36-6
HFC-356mcf	$CF_3CF_2CH_2CH_2F$	1,1,1,2,2,4-hexafluorobutane	161791-33-9
HFC-365mfc	$CF_3CH_2CF_2CH_3$	1,1,1,3,3-pentafluorobutane	406-58-6
HFC-392p	$CF_2HCH_2CH_2CH_3$	1,1-difluorobutane	2358-38-5
HFC-392qqz	$(CH_2F)_2CHCH_3$	1,3-difluoro-2-methylpropane	62126-93-6
HFC-392qy	$CH_2FCF(CH_3)_2$	1,2-difluoro-2-methylpropane	62126-92-5
HFC-392qe	$CH_2FCHFCH_2CH_3$	1,2-difluorobutane	686-65-7
HFC-392qfe	$CH_2FCH_2CHFCH_3$	1,3-difluorobutane	691-42-9
HFC-392qff	$CH_2FCH_2CH_2CH_2F$	1,4-difluorobutane	372-90-7
HFC-392see	$CH_3CHFCHFCH_3$	2,3-difluorobutane	666-21-7
HFC-42-11mmyc	$(CF_3)_2CFCF_2CHF_2$	1,1,1,2,3,3,4,4-octafluoro-2-(trifluoromethyl)butane	1960-20-9
HFC-42-11p	$CHF_2CF_2CF_2CF_2CF_3$	1,1,1,2,2,3,3,4,4,5,5-undecafluoropentane	375-61-1
HFC-43-10mee	$CF_3CHFCHFCF_2CF_3$	1,1,1,2,2,3,4,5,5,5-decafluoropentane	138495-42-8
HFC-43-10mf	$CF_3CH_2CF_2CF_2CF_3$	1,1,1,2,2,3,3,5,5,5-decafluoropentane	755-45-3
HFC-449mmzf	$(CF_3)_2CHCH_2CF_3$	1,1,1,4,4,4-hexafluoro-2-(trifluoromethyl)butane	367-53-3
HFC-4-10-3m	$CF_3(CH_2)_3CH_3$	1,1,1-trifluoropentane	402-82-6
HFC-4-10-3mfsz	$CF_3CH_2CH(CH_3)_2$	1,1,1-trifluoro-3-methylbutane	406-49-5
HFC-4-11-2p	$CHF_2(CH_2)_3CH_3$	1,1-difluoropentane	62127-40-6
HFC-4-11-2qe	$CH_2FCHF(CH_2)_2CH_3$	1,2-difluoropentane	62126-94-7
HFC-4-11-2sc	$CH_3CF_2CH_2CH_2CH_3$	2,2-difluoropentane	371-65-3
HFC-5-12-3m	$CF_3(CH_2)_4CH_3$	1,1,1-trifluorohexane	17337-12-1
HFC-52-13p	$CHF_2CF_2CF_2CF_2CF_2CF_3$	1,1,1,2,2,3,3,4,4,5,5,6,6-tridecafluorohexane	355-37-3
HFC-54-11mmzf	$(CF_3)_2CHCH_2CF_2CF_3$	1,1,1,2,2,5,5,5-octafluoro-4-(trifluoromethyl)pentane	90278-01-6
HFC-C354cc	c-$CF_2CF_2CH_2CH_2$-	1,1,2,2,-tetrafluorocyclobutane	374-12-9
PFBE	$CF_3(CF_2)_3CH=CH_2$	3,3,4,4,5,5,6,6,6-nonafluoro-1-hexene (or perfluorobutylethylene)	19430-93-4
	$N(CH_3)_2(CHF_2)$	N-(difluoromethyl)-N,N-dimethylamine	683-81-8
	$CF_3CF_2SCF_2CF_3$	1,1,1,2,2-pentafluoro-2-[(pentafluoroethyl)thio]ethane	155953-22-3

The compounds listed in Table 1 are available commercially or may be prepared by processes known in the art.

The compositions of the present invention that are combinations of two or more HFCs, or HFC and N-(difluoromethyl)-N,N-dimethylamine or 1,1,1,2,2-pentafluoro-2-[(pentafluoroethyl)thio]ethane can be prepared by

any convenient method to combine the desired amounts of the individual components. A preferred method is to weigh the desired component amounts and thereafter combine the components in an appropriate vessel. Agitation may be used, if desired.

Compositions of the present invention have no ozone depletion potential and low global warming potential . For example, lightly fluorinated hydrofluorocarbons, alone or in mixtures will have global warming potentials lower than many HFC refrigerants currently in use.

The refrigerant or heat transfer compositions of the present invention include HFC-365mfc with hydrofluorocarbons selected from the group consisting of:

1,1,3-trifluoropropane;
1,3-difluoropropane;
1,1-difluorobutane;
1,3-difluoro-2-methylpropane;
1,2-difluoro-2-methylpropane;
1,2-difluorobutane;
1,3-difluorobutane;
2,3-difluorobutane;
1,1,1-trifluoropentane;
1,1,1-trifluoro-3-methylbutane;
1,2-difluoropentane; and
3,3,4,4,5,5,6,6,6-nonafluoro-1-hexene.

The compositions of the present invention may comprise HFC-365 mfc with N-(difluoromethyl)-N,N-dimethylamine; or with 1,1,1,2,2-pentafluoro-2-[(pentafluoroethyl)thio]ethane.

The refrigerant or heat transfer compositions of the present invention may be azeotropic or near azeotropic compositions. An azeotropic composition is a liquid admixture of two or more substances that has a constant boiling point that may be above or below the boiling points of the individual components. As such an azeotropic composition will not fractionate within the refrigeration or air conditioning system during operation, which may reduce efficiency of the system. Additionally, an azeotropic composition will not fractionate upon leakage from the refrigeration or air conditioning system. In the situation where one component of a mixture is flammable, fractionation during leakage could

lead to a flammable composition either within the system or outside of the system.

A near azeotropic composition is a substantially constant boiling, liquid admixture of two or more substances that behaves essentially as a single substance. One way to characterize a near azeotropic composition is that the vapor produced by partial evaporation or distillation of the liquid has substantially the same composition as the liquid from which it was evaporated or distilled, that is, the admixture distills/refluxes without substantial composition change. Another way to characterize a near azeotropic composition is that the bubble point vapor pressure and the dew point vapor pressure of the composition at a particular temperature are substantially the same. Herein, a composition is near azeotropic if, after 50 weight percent of the composition is removed, such as by evaporation or boiling off, the difference in vapor pressure between the original composition and the composition remaining after 50 weight percent of the original composition has been removed is less than about 10 percent.

The azeotropic refrigerant compositions of the present invention are listed in Table 2.

TABLE 2

Component A	Component B	Azeotrope Concentration Wt% A	Azeotrope Concentration Wt% B	Azeotrope BP (°C)
HFC-365mfc	HFC-263fa	90.3	9.7	38.5
HFC-365mfc	HFC-272fa	73.0	27.0	32.0
HFC-365mfc	HFC-392p	57.7	42.3	38.2
HFC-365mfc	HFC-392qqz	89.8	10.2	38.3
HFC-365mfc	HFC-392qy	47.8	52.2	33.4
HFC-365mfc	HFC-392qe	81.1	18.9	36.5
HFC-365mfc	HFC-392qfe	89.6	10.4	38.6
HFC-365mfc	HFC-392see	78.2	21.8	36.3
HFC-365mfc	HFC-4-10-3m	43.4	56.6	38.3
HFC-365mfc	HFC-4-10-3mfsz	31.8	68.2	37.6
HFC-365mfc	HFC-4-11-2qe	98.0	2.0	39.9
HFC-365mfc	$CF_3CF_2SCF_2CF_3$	29.5	70.5	35.1

The near azeotropic refrigerant compositions and concentration ranges of the present invention are listed in Table 3.

TABLE 3

Compounds (A/B)	Near Azeotropic Concentration Range wt% A/wt% B
HFC-365mfc/HFC-263fa	1-99/99-1
HFC-365mfc/HFC-272fa	1-99/99-1
HFC-365mfc/HFC-392p	1-99/99-1
HFC-365mfc/HFC-392qqz	64-99/36-1
HFC-365mfc/HFC-392qy	1-99/99-1
HFC-365mfc/HFC-392qe	37-99/63-1
HFC-365mfc/HFC-392qfe	60-99/40-1
HFC-365mfc/HFC-392see	1-99/99-1
HFC-365mfc/HFC-4-10-3m	1-99/99-1
HFC-365mfc/HFC-4-10-3mfsz	1-99/99-1
HFC-365mfc/HFC-4-11-2qe	72-99/28-1
HFC-365mfc/$CF_3CF_2SCF_2CF_3$	1-99/99-1
HFC-365mfc/PFBE	1-99/99-1

The compositions of the present invention may further comprise about 0.01 weight percent to about 5 weight percent of a thermal stabilizer, such as nitromethane.

The compositions of the present invention may further comprise an ultra-violet (UV) dye and optionally a solubilizing agent. The UV dye is a useful component for detecting leaks of the refrigerant composition by permitting one observe the fluorescence of the dye under an ultra-violet light at the point of a leak within a refrigeration or air-conditioning system. Solubilizing agents may be needed due to poor solubility of such UV dyes in some refrigerants.

By "ultra-violet" dye is meant a UV fluorescent composition that absorbs light in the ultra-violet or "near" ultra-violet region of the electromagnetic spectrum. The fluorescence produced by the UV fluorescent dye under illumination by a UV light that emits radiation with wavelength anywhere from 10 nanometer to 750 nanometer may be detected. Therefore, if refrigerant containing such a UV fluorescent dye is leaking from a given point in a refrigeration or air conditioning apparatus, the fluorescence can be detected at the leak point. Such UV fluorescent dyes include but are not limited to naphthalimides, perylenes, coumarins, anthracenes, phenanthracenes, xanthenes, thioxanthenes, naphthoxanthenes, fluoresceins, and derivatives or combinations thereof.

Solubilizing agents of the present invention comprise at least one compound selected from the group consisting of hydrocarbons, hydrocarbon ethers, polyoxyalkylene glycol ethers, amides, nitriles,

ketones, chlorocarbons, esters, lactones, aryl ethers, fluoroethers and 1,1,1-trifluoroalkanes.

Hydrocarbon solubilizing agents of the present invention r comprise hydrocarbons including straight chained, branched chain or cyclic alkanes or alkenes containing 5 or fewer carbon atoms and only hydrogen with no other functional groups. Representative hydrocarbon solubilizing agents comprise propane, propylene, cyclopropane, n-butane, isobutane, and n-pentane. It should be noted that if the refrigerant is a hydrocarbon, then the solubilizing agent may not be the same hydrocarbon.

Hydrocarbon ether solubilizing agents of the present invention comprise ethers containing only carbon, hydrogen and oxygen, such as dimethyl ether (DME).

Polyoxyalkylene glycol ether solubilizing agents of the present invention are represented by the formula $R^1[(OR^2)_xOR^3]_y$, wherein: x is an integer from 1-3; y is an integer from 1-4; R^1 is selected from hydrogen and aliphatic hydrocarbon radicals having 1 to 6 carbon atoms and y bonding sites; R^2 is selected from aliphatic hydrocarbylene radicals having from 2 to 4 carbon atoms; R^3 is selected from hydrogen and aliphatic and alicyclic hydrocarbon radicals having from 1 to 6 carbon atoms; at least one of R^1 and R^3 is said hydrocarbon radical; and wherein said polyoxyalkylene glycol ethers have a molecular weight of from about 100 to about 300 atomic mass units. In the present polyoxyalkylene glycol ether solubilizing agents represented by $R^1[(OR^2)_xOR^3]_y$: x is preferably 1-2; y is preferably 1; R^1 and R^3 are preferably independently selected from hydrogen and aliphatic hydrocarbon radicals having 1 to 4 carbon atoms; R^2 is preferably selected from aliphatic hydrocarbylene radicals having from 2 or 3 carbon atoms, most preferably 3 carbon atoms; the polyoxyalkylene glycol ether molecular weight is preferably from about 100 to about 250 atomic mass units, most preferably from about 125 to about 250 atomic mass units. The R^1 and R^3 hydrocarbon radicals having 1 to 6 carbon atoms may be linear, branched or cyclic. Representative R^1 and R^3 hydrocarbon radicals include methyl, ethyl, propyl, isopropyl, butyl, isobutyl, *sec*-butyl, *tert*-butyl, pentyl, isopentyl, neopentyl, *tert*-pentyl, cyclopentyl, and cyclohexyl. Where free hydroxyl radicals on the present polyoxyalkylene glycol ether solubilizing agents may be incompatible with certain compression refrigeration apparatus materials of construction (e.g.

Mylar®), R^1 and R^3 are preferably aliphatic hydrocarbon radicals having 1 to 4 carbon atoms, most preferably 1 carbon atom. The R^2 aliphatic hydrocarbylene radicals having from 2 to 4 carbon atoms form repeating oxyalkylene radicals - $(OR^2)_x$ - that include oxyethylene radicals, oxypropylene radicals, and oxybutylene radicals. The oxyalkylene radical comprising R^2 in one polyoxyalkylene glycol ether solubilizing agent molecule may be the same, or one molecule may contain different R^2 oxyalkylene groups. The present polyoxyalkylene glycol ether solubilizing agents preferably comprise at least one oxypropylene radical. Where R^1 is an aliphatic or alicyclic hydrocarbon radical having 1 to 6 carbon atoms and y bonding sites, the radical may be linear, branched or cyclic. Representative R^1 aliphatic hydrocarbon radicals having two bonding sites include, for example, an ethylene radical, a propylene radical, a butylene radical, a pentylene radical, a hexylene radical, a cyclopentylene radical and a cyclohexylene radical. Representative R^1 aliphatic hydrocarbon radicals having three or four bonding sites include residues derived from polyalcohols, such as trimethylolpropane, glycerin, pentaerythritol, 1,2,3-trihydroxycyclohexane and 1,3,5-trihydroxycyclohexane, by removing their hydroxyl radicals.

Representative polyoxyalkylene glycol ether solubilizing agents include but are not limited to: $CH_3OCH_2CH(CH_3)O$(H or CH_3) (propylene glycol methyl (or dimethyl) ether), $CH_3O[CH_2CH(CH_3)O]_2$(H or CH_3) (dipropylene glycol methyl (or dimethyl) ether), $CH_3O[CH_2CH(CH_3)O]_3$(H or CH_3) (tripropylene glycol methyl (or dimethyl) ether), $C_2H_5OCH_2CH(CH_3)O$(H or C_2H_5) (propylene glycol ethyl (or diethyl) ether), $C_2H_5O[CH_2CH(CH_3)O]_2$(H or C_2H_5) (dipropylene glycol ethyl (or diethyl) ether), $C_2H_5O[CH_2CH(CH_3)O]_3$(H or C_2H_5) (tripropylene glycol ethyl (or diethyl) ether), $C_3H_7OCH_2CH(CH_3)O$(H or C_3H_7) (propylene glycol n-propyl (or di-n-propyl) ether), $C_3H_7O[CH_2CH(CH_3)O]_2$(H or C_3H_7) (dipropylene glycol n-propyl (or di-n-propyl) ether) , $C_3H_7O[CH_2CH(CH_3)O]_3$(H or C_3H_7) (tripropylene glycol n-propyl (or di-n-propyl) ether), $C_4H_9OCH_2CH(CH_3)OH$ (propylene glycol n-butyl ether), $C_4H_9O[CH_2CH(CH_3)O]_2$(H or C_4H_9) (dipropylene glycol n-butyl (or di-n-butyl) ether), $C_4H_9O[CH_2CH(CH_3)O]_3$(H or C_4H_9) (tripropylene glycol n-butyl (or di-n-butyl) ether), $(CH_3)_3COCH_2CH(CH_3)OH$ (propylene glycol t-butyl ether), $(CH_3)_3CO[CH_2CH(CH_3)O]_2$(H or $(CH_3)_3$) (dipropylene glycol t-butyl (or di-t-butyl) ether), $(CH_3)_3CO[CH_2CH(CH_3)O]_3$(H or $(CH_3)_3$) (tripropylene glycol t-

butyl (or di-t-butyl) ether), $C_5H_{11}OCH_2CH(CH_3)OH$ (propylene glycol n-pentyl ether), $C_4H_9OCH_2CH(C_2H_5)OH$ (butylene glycol n-butyl ether), $C_4H_9O[CH_2CH(C_2H_5)O]_2H$ (dibutylene glycol n-butyl ether), trimethylolpropane tri-n-butyl ether ($C_2H_5C(CH_2O(CH_2)_3CH_3)_3$) and trimethylolpropane di-n-butyl ether ($C_2H_5C(CH_2OC(CH_2)_3CH_3)_2CH_2OH$).

Amide solubilizing agents of the present invention comprise those represented by the formulae $R^1CONR^2R^3$ and cyclo-[$R^4CON(R^5)$-], wherein R^1, R^2, R^3 and R^5 are independently selected from aliphatic and alicyclic hydrocarbon radicals having from 1 to 12 carbon atoms; R^4 is selected from aliphatic hydrocarbylene radicals having from 3 to 12 carbon atoms; and wherein said amides have a molecular weight of from about 100 to about 300 atomic mass units. The molecular weight of said amides is preferably from about 160 to about 250 atomic mass units. R^1, R^2, R^3 and R^5 may optionally include substituted hydrocarbon radicals, that is, radicals containing non-hydrocarbon substituents selected from halogens (e.g., fluorine, chlorine) and alkoxides (e.g. methoxy). R^1, R^2, R^3 and R^5 may optionally include heteroatom-substituted hydrocarbon radicals, that is, radicals, which contain the atoms nitrogen (aza-), oxygen (oxa-) or sulfur (thia-) in a radical chain otherwise composed of carbon atoms. In general, no more than three non-hydrocarbon substituents and heteroatoms, and preferably no more than one, will be present for each 10 carbon atoms in R^{1-3}, and the presence of any such non-hydrocarbon substituents and heteroatoms must be considered in applying the aforementioned molecular weight limitations. Preferred amide solubilizing agents consist of carbon, hydrogen, nitrogen and oxygen. Representative R^1, R^2, R^3 and R^5 aliphatic and alicyclic hydrocarbon radicals include methyl, ethyl, propyl, isopropyl, butyl, isobutyl, *sec*-butyl, *tert*-butyl, pentyl, isopentyl, neopentyl, *tert*-pentyl, cyclopentyl, cyclohexyl, heptyl, octyl, nonyl, decyl, undecyl, dodecyl and their configurational isomers. A preferred embodiment of amide solubilizing agents are those wherein R^4 in the aforementioned formula cyclo-[$R^4CON(R^5)$-] may be represented by the hydrocarbylene radical $(CR^6R^7)_n$, in other words, the formula: cyclo-[$(CR^6R^7)_nCON(R^5)$-] wherein: the previously-stated values for molecular weight apply; n is an integer from 3 to 5; R^5 is a saturated hydrocarbon radical containing 1 to 12 carbon atoms; R^6 and R^7 are independently selected (for each n) by the rules previously offered defining R^{1-3}. In the lactams represented by the formula: cyclo-[$(CR^6R^7)_nCON(R^5)$-], all R^6 and

R^7 are preferably hydrogen, or contain a single saturated hydrocarbon radical among the n methylene units, and R^5 is a saturated hydrocarbon radical containing 3 to 12 carbon atoms. For example, 1-(saturated hydrocarbon radical)-5-methylpyrrolidin-2-ones.

Representative amide solubilizing agents include but are not limited to: 1-octylpyrrolidin-2-one, 1-decylpyrrolidin-2-one, 1-octyl-5-methylpyrrolidin-2-one, 1-butylcaprolactam, 1-cyclohexylpyrrolidin-2-one, 1-butyl-5-methylpiperid-2-one, 1-pentyl-5-methylpiperid-2-one, 1-hexylcaprolactam, 1-hexyl-5-methylpyrrolidin-2-one, 5-methyl-1-pentylpiperid-2-one, 1,3-dimethylpiperid-2-one, 1-methylcaprolactam, 1-butyl-pyrrolidin-2-one, 1,5-dimethylpiperid-2-one, 1-decyl-5-methylpyrrolidin-2-one, 1-dodecylpyrrolid-2-one, N,N-dibutylformamide and N,N-diisopropylacetamide.

Ketone solubilizing agents of the present invention comprise ketones represented by the formula R^1COR^2, wherein R^1 and R^2 are independently selected from aliphatic, alicyclic and aryl hydrocarbon radicals having from 1 to 12 carbon atoms, and wherein said ketones have a molecular weight of from about 70 to about 300 atomic mass units. R^1 and R^2 in said ketones are preferably independently selected from aliphatic and alicyclic hydrocarbon radicals having 1 to 9 carbon atoms. The molecular weight of said ketones is preferably from about 100 to 200 atomic mass units. R^1 and R^2 may together form a hydrocarbylene radical connected and forming a five, six, or seven-membered ring cyclic ketone, for example, cyclopentanone, cyclohexanone, and cycloheptanone. R^1 and R^2 may optionally include substituted hydrocarbon radicals, that is, radicals containing non-hydrocarbon substituents selected from halogens (e.g., fluorine, chlorine) and alkoxides (e.g. methoxy). R^1 and R^2 may optionally include heteroatom-substituted hydrocarbon radicals, that is, radicals, which contain the atoms nitrogen (aza-), oxygen (keto-, oxa-) or sulfur (thia-) in a radical chain otherwise composed of carbon atoms. In general, no more than three non-hydrocarbon substituents and heteroatoms, and preferably no more than one, will be present for each 10 carbon atoms in R^1 and R^2, and the presence of any such non-hydrocarbon substituents and heteroatoms must be considered in applying the aforementioned molecular weight limitations. Representative R^1 and R^2 aliphatic, alicyclic and aryl hydrocarbon radicals in the general formula R^1COR^2 include methyl, ethyl, propyl, isopropyl, butyl, isobutyl, *sec*-butyl,

tert-butyl, pentyl, isopentyl, neopentyl, *tert*-pentyl, cyclopentyl, cyclohexyl, heptyl, octyl, nonyl, decyl, undecyl, dodecyl and their configurational isomers, as well as phenyl, benzyl, cumenyl, mesityl, tolyl, xylyl and phenethyl.

Representative ketone solubilizing agents include but are not limited to: 2-butanone, 2-pentanone, acetophenone, butyrophenone, hexanophenone, cyclohexanone, cycloheptanone, 2-heptanone, 3-heptanone, 5-methyl-2-hexanone, 2-octanone, 3-octanone, diisobutyl ketone, 4-ethylcyclohexanone, 2-nonanone, 5-nonanone, 2-decanone, 4-decanone, 2-decalone, 2-tridecanone, dihexyl ketone and dicyclohexyl ketone.

Nitrile solubilizing agents of the present invention comprise nitriles represented by the formula R^1CN, wherein R^1 is selected from aliphatic, alicyclic or aryl hydrocarbon radicals having from 5 to 12 carbon atoms, and wherein said nitriles have a molecular weight of from about 90 to about 200 atomic mass units. R^1 in said nitrile solubilizing agents is preferably selected from aliphatic and alicyclic hydrocarbon radicals having 8 to 10 carbon atoms. The molecular weight of said nitrile solubilizing agents is preferably from about 120 to about 140 atomic mass units. R^1 may optionally include substituted hydrocarbon radicals, that is, radicals containing non-hydrocarbon substituents selected from halogens (e.g., fluorine, chlorine) and alkoxides (e.g. methoxy). R^1 may optionally include heteroatom-substituted hydrocarbon radicals, that is, radicals, which contain the atoms nitrogen (aza-), oxygen (keto-, oxa-) or sulfur (thia-) in a radical chain otherwise composed of carbon atoms. In general, no more than three non-hydrocarbon substituents and heteroatoms, and preferably no more than one, will be present for each 10 carbon atoms in R^1, and the presence of any such non-hydrocarbon substituents and heteroatoms must be considered in applying the aforementioned molecular weight limitations. Representative R^1 aliphatic, alicyclic and aryl hydrocarbon radicals in the general formula R^1CN include pentyl, isopentyl, neopentyl, *tert*-pentyl, cyclopentyl, cyclohexyl, heptyl, octyl, nonyl, decyl, undecyl, dodecyl and their configurational isomers, as well as phenyl, benzyl, cumenyl, mesityl, tolyl, xylyl and phenethyl.

Representative nitrile solubilizing agents include but are not limited to: 1-cyanopentane, 2,2-dimethyl-4-cyanopentane, 1-cyanohexane, 1-

cyanoheptane, 1-cyanooctane, 2-cyanooctane, 1-cyanononane, 1-cyanodecane, 2-cyanodecane, 1-cyanoundecane and 1-cyanododecane.

Chlorocarbon solubilizing agents of the present invention comprise chlorocarbons represented by the formula RCl_x, wherein; x is selected from the integers 1 or 2; R is selected from aliphatic and alicyclic hydrocarbon radicals having 1 to 12 carbon atoms; and wherein said chlorocarbons have a molecular weight of from about 100 to about 200 atomic mass units. The molecular weight of said chlorocarbon solubilizing agents is preferably from about 120 to 150 atomic mass units. Representative R aliphatic and alicyclic hydrocarbon radicals in the general formula RCl_x include methyl, ethyl, propyl, isopropyl, butyl, isobutyl, *sec*-butyl, *tert*-butyl, pentyl, isopentyl, neopentyl, *tert*-pentyl, cyclopentyl, cyclohexyl, heptyl, octyl, nonyl, decyl, undecyl, dodecyl and their configurational isomers.

Representative chlorocarbon solubilizing agents include but are not limited to: 3-(chloromethyl)pentane, 3-chloro-3-methylpentane, 1-chlorohexane, 1,6-dichlorohexane, 1-chloroheptane, 1-chlorooctane, 1-chlorononane, 1-chlorodecane, and 1,1,1-trichlorodecane.

Ester solubilizing agents of the present invention comprise esters represented by the general formula $R^1CO_2R^2$, wherein R^1 and R^2 are independently selected from linear and cyclic, saturated and unsaturated, alkyl and aryl radicals. Preferred esters consist essentially of the elements C, H and O, have a molecular weight of from about 80 to about 550 atomic mass units.

Representative esters include but are not limited to: $(CH_3)_2CHCH_2OOC(CH_2)_{2\text{-}4}OCOCH_2CH(CH_3)_2$ (diisobutyl dibasic ester), ethyl hexanoate, ethyl heptanoate, n-butyl propionate, n-propyl propionate, ethyl benzoate, di-n-propyl phthalate, benzoic acid ethoxyethyl ester, dipropyl carbonate, "Exxate 700" (a commercial C_7 alkyl acetate), "Exxate 800" (a commercial C_8 alkyl acetate), dibutyl phthalate, and tert-butyl acetate.

Lactone solubilizing agents of the present invention comprise lactones represented by structures [A], [B], and [C]:

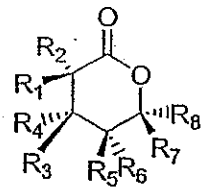

[A]

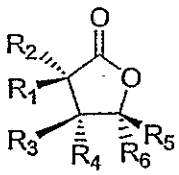

[B]

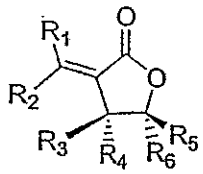

[C]

These lactones contain the functional group -CO_2- in a ring of six (A), or preferably five atoms (B), wherein for structures [A] and [B], R_1 through R_8 are independently selected from hydrogen or linear, branched, cyclic, bicyclic, saturated and unsaturated hydrocarbyl radicals. Each R_1 though R_8 may be connected forming a ring with another R_1 through R_8. The lactone may have an exocyclic alkylidene group as in structure [C], wherein R_1 through R_6 are independently selected from hydrogen or linear, branched, cyclic, bicyclic, saturated and unsaturated hydrocarbyl radicals. Each R_1 though R_6 may be connected forming a ring with another R_1 through R_6. The lactone solubilizing agents have a molecular weight range of from about 80 to about 300 atomic mass units, preferred from about 80 to about 200 atomic mass units.

Representative lactone solubilizing agents include but are not limited to the compounds listed in Table 4

TABLE 4

Additive	Molecular Structure	Molecular Formula	Molecular Weight (amu)
(E,Z)-3-ethylidene-5-methyl-dihydro-furan-2-one	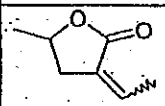	$C_7H_{10}O_2$	126
(E,Z)-3-propylidene-5-methyl-dihydro-furan-2-one	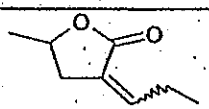	$C_8H_{12}O_2$	140
(E,Z)-3-butylidene-5-methyl-dihydro-furan-2-one	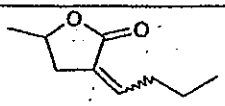	$C_9H_{14}O_2$	154
(E,Z)-3-pentylidene-5-methyl-dihydro-furan-2-one	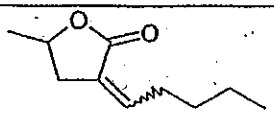	$C_{10}H_{16}O_2$	168
(E,Z)-3-Hexylidene-5-methyl-dihydro-furan-2-one	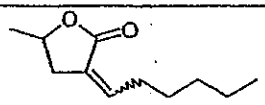	$C_{11}H_{18}O_2$	182

(E,Z)-3-Heptylidene-5-methyl-dihydro-furan-2-one	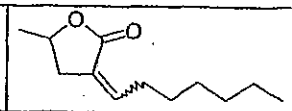	$C_{12}H_{20}O_2$	196
(E,Z)-3-octylidene-5-methyl-dihydro-furan-2-one	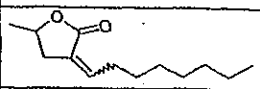	$C_{13}H_{22}O_2$	210
(E,Z)-3-nonylidene-5-methyl-dihydro-furan-2-one	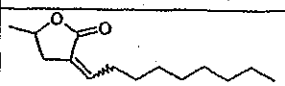	$C_{14}H_{24}O_2$	224
(E,Z)-3-decylidene-5-methyl-dihydro-furan-2-one		$C_{15}H_{26}O_2$	238
(E,Z)-3-(3,5,5-trimethylhexylidene)-5-methyl-dihydrofuran-2-one	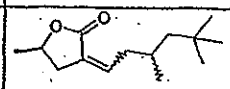	$C_{14}H_{24}O_2$	224
(E,Z)-3-cyclohexylmethylidene-5-methyl-dihydrofuran-2-one	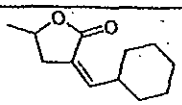	$C_{12}H_{18}O_2$	194
gamma-octalactone	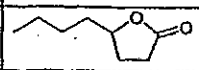	$C_8H_{14}O_2$	142
gamma-nonalactone	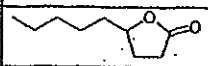	$C_9H_{16}O_2$	156
gamma-decalactone	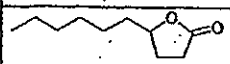	$C_{10}H_{18}O_2$	170
gamma-undecalactone	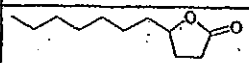	$C_{11}H_{20}O_2$	184
gamma-dodecalactone		$C_{12}H_{22}O_2$	198
3-hexyldihydro-furan-2-one	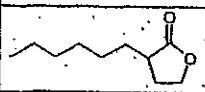	$C_{10}H_{18}O_2$	170
3-heptyldihydro-furan-2-one	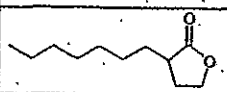	$C_{11}H_{20}O_2$	184
cis-3-ethyl-5-methyl-dihydro-furan-2-one	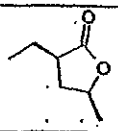	$C_7H_{12}O_2$	128
cis-(3-propyl-5-methyl)-dihydro-furan-2-one	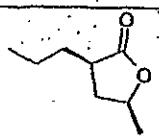	$C_8H_{14}O_2$	142
cis-(3-butyl-5-methyl)-dihydro-furan-2-one	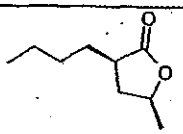	$C_9H_{16}O_2$	156
cis-(3-pentyl-5-methyl)-dihydro-furan-2-one	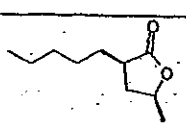	$C_{10}H_{18}O_2$	170
cis-3-hexyl-5-methyl-dihydro-furan-2-one	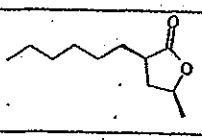	$C_{11}H_{20}O_2$	184

cis-3-heptyl-5-methyl-dihydro-furan-2-one	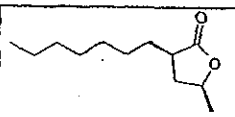	$C_{12}H_{22}O_2$	198
cis-3-octyl-5-methyl-dihydro-furan-2-one	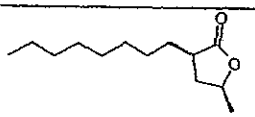	$C_{13}H_{24}O_2$	212
cis-3-(3,5,5-trimethylhexyl)-5-methyl-dihydro-furan-2-one	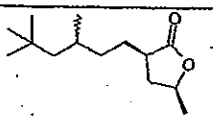	$C_{14}H_{26}O_2$	226
cis-3-cyclohexylmethyl-5-methyl-dihydro-furan-2-one	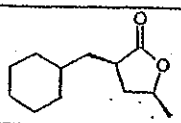	$C_{12}H_{20}O_2$	196
5-methyl-5-hexyl-dihydro-furan-2-one	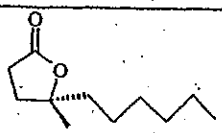	$C_{11}H_{20}O_2$	184
5-methyl-5-octyl-dihydro-furan-2-one	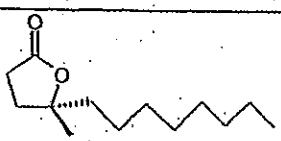	$C_{13}H_{24}O_2$	212
Hexahydro-isobenzofuran-1-one	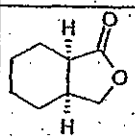	$C_8H_{12}O_2$	140
delta-decalactone	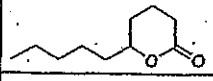	$C_{10}H_{18}O_2$	170
delta-undecalactone	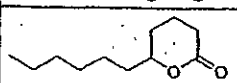	$C_{11}H_{20}O_2$	184
delta-dodecalactone		$C_{12}H_{22}O_2$	198
mixture of 4-hexyl-dihydrofuran-2-one and 3-hexyl-dihydro-furan-2-one	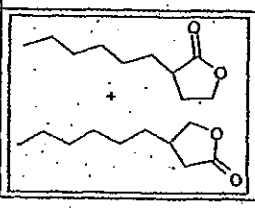	$C_{10}H_{18}O_2$	170

Lactone solubilizing agents generally have a kinematic viscosity of less than about 7 centistokes at 40°C. For instance, gamma-undecalactone has kinematic viscosity of 5.4 centistokes and cis-(3-hexyl-5-methyl)dihydrofuran-2-one has viscosity of 4.5 centistokes both at 40°C. Lactone solubilizing agents may be available commercially or prepared by methods as described in U. S. provisional patent application 10/910,495 (inventors being P. J. Fagan and C. J. Brandenburg), filed August 3, 2004, incorporated herein by reference.

Aryl ether solubilizing agents of the present invention further comprise aryl ethers represented by the formula R^1OR^2, wherein: R^1 is selected from aryl hydrocarbon radicals having from 6 to 12 carbon atoms; R^2 is selected from aliphatic hydrocarbon radicals having from 1 to 4 carbon atoms; and wherein said aryl ethers have a molecular weight of from about 100 to about 150 atomic mass units. Representative R^1 aryl radicals in the general formula R^1OR^2 include phenyl, biphenyl, cumenyl, mesityl, tolyl, xylyl, naphthyl and pyridyl. Representative R^2 aliphatic hydrocarbon radicals in the general formula R^1OR^2 include methyl, ethyl, propyl, isopropyl, butyl, isobutyl, *sec*-butyl and *tert*-butyl. Representative aromatic ether solubilizing agents include but are not limited to: methyl phenyl ether (anisole), 1,3-dimethyoxybenzene, ethyl phenyl ether and butyl phenyl ether.

Fluoroether solubilizing agents of the present invention comprise those represented by the general formula $R^1OCF_2CF_2H$, wherein R^1 is selected from aliphatic and alicyclic hydrocarbon radicals having from about 5 to about 15 carbon atoms, preferably primary, linear, saturated, alkyl radicals. Representative fluoroether solubilizing agents include but are not limited to: $C_8H_{17}OCF_2CF_2H$ and $C_6H_{13}OCF_2CF_2H$. It should be noted that if the refrigerant is a fluoroether, then the solubilizing agent may not be the same fluoroether.

1,1,1-Trifluoroalkane solubilizing agents of the present invention comprise 1,1,1-trifluoroalkanes represented by the general formula CF_3R^1, wherein R^1 is selected from aliphatic and alicyclic hydrocarbon radicals having from about 5 to about 15 carbon atoms, preferably primary, linear, saturated, alkyl radicals. Representative 1,1,1-trifluoroalkane solubilizing agents include but are not limited to: 1,1,1-trifluorohexane and 1,1,1-trifluorododecane.

Solubilizing agents of the present invention may be present as a single compound, or may be present as a mixture of more than one solubilizing agent. Mixtures of solubilizing agents may contain two solubilizing agents from the same class of compounds, say two lactones, or two solubilizing agents from two different classes, such as a lactone and a polyoxyalkylene glycol ether.

In the present compositions comprising refrigerant and UV fluorescent dye, from about 0.001 weight percent to about 1.0 weight percent of the composition is UV dye, preferably from about 0.005 weight

percent to about 0.5 weight percent, and most preferably from 0.01 weight percent to about 0.25 weight percent.

Solubility of these UV fluorescent dyes in refrigerants may be poor. Therefore, methods for introducing these dyes into the refrigeration or air conditioning apparatus have been awkward, costly and time consuming. US patent no. RE 36,951 describes a method, which utilizes a dye powder, solid pellet or slurry of dye that may be inserted into a component of the refrigeration or air conditioning apparatus. As refrigerant and lubricant are circulated through the apparatus, the dye is dissolved or dispersed and carried throughout the apparatus. Numerous other methods for introducing dye into a refrigeration or air conditioning apparatus are described in the literature.

Ideally, the UV fluorescent dye could be dissolved in the refrigerant itself thereby not requiring any specialized method for introduction to the refrigeration or air conditioning apparatus. The present invention relates to compositions including UV fluorescent dye, which may be introduced into the system directly in the refrigerant. The inventive compositions will allow the storage and transport of dye-containing refrigerant even at low temperatures while maintaining the dye in solution.

In the present compositions comprising refrigerant, UV fluorescent dye and solubilizing agent, from about 1 to about 50 weight percent, preferably from about 2 to about 25 weight percent, and most preferably from about 5 to about 15 weight percent of the combined composition is solubilizing agent in the refrigerant. In the compositions of the present invention the UV fluorescent dye is present in a concentration from about 0.001 weight percent to about 1.0 weight percent in the refrigerant, preferably from 0.005 weight percent to about 0.5 weight percent, and most preferably from 0.01 weight percent to about 0.25 weight percent.

Optionally, commonly used refrigeration system additives may optionally be added, as desired, to compositions of the present invention in order to enhance performance and system stability. These additives are known within the field of refrigeration, and include, but are not limited to, anti wear agents, extreme pressure lubricants, corrosion and oxidation inhibitors, metal surface deactivators, free radical scavengers, and foam control agents,. In general, these additives are present in the inventive compositions in small amounts relative to the overall composition.

Typically concentrations of from less than about 0.1 weight percent to as much as about 3 weight percent of each additive are used. These additives are selected on the basis of the individual system requirements. These additives include members of the triaryl phosphate family of EP (extreme pressure) lubricity additives, such as butylated triphenyl phosphates (BTPP), or other alkylated triaryl phosphate esters, e.g. Syn-0-Ad 8478 from Akzo Chemicals, tricrecyl phosphates and related compounds. Additionally, the metal dialkyl dithiophosphates (e.g. zinc dialkyl dithiophosphate (or ZDDP), Lubrizol 1375 and other members of this family of chemicals may be used in compositions of the present invention. Other antiwear additives include natural product oils and asymmetrical polyhydroxyl lubrication additives, such as Synergol TMS (International Lubricants). Similarly, stabilizers such as anti oxidants, free radical scavengers, and water scavengers may be employed. Compounds in this category can include, but are not limited to, butylated hydroxy toluene (BHT) and epoxides.

Solubilizing agents such as ketones may have an objectionable odor, which can be masked by addition of an odor masking agent or fragrance. Typical examples of odor masking agents or fragrances may include Evergreen, Fresh Lemon, Cherry, Cinnamon, Peppermint, Floral or Orange Peel or sold by Intercontinental Fragrance, as well as d-limonene and pinene. Such odor masking agents may be used at concentrations of from about 0.001% to as much as about 15% by weight based on the combined weight of odor masking agent and solubilizing agent.

The present invention further relates to a method of using the refrigerant or heat transfer fluid compositions further comprising ultraviolet fluorescent dye, and optionally, solubilizing agent, in refrigeration or air conditioning apparatus. The method comprises introducing the refrigerant or heat transfer fluid composition into refrigeration or air conditioning apparatus. This may be done by dissolving the UV fluorescent dye in the refrigerant or heat transfer fluid composition in the presence of a solubilizing agent and introducing the combination into the apparatus. Alternatively, this may be done by combining solubilizing agent and and UV fluorescent dye and introducing said combination into refrigeration or air conditioning apparatus containing

refrigerant and/or heat transfer fluid. The resulting composition is may be used in the refrigeration or air conditioning apparatus.

The present invention further relates to a method of using the refrigerant or heat transfer fluid compositions comprising ultraviolet fluorescent dye to detect leaks. The presence of the dye in the compostions allows for detection of leaking refrigerant in the refrigeration or air conditioning apparatus. Leak detection helps to address, resolve or prevent inefficient operation of the apparatus or system or equipment failure. Leak detection also helps one contain chemicals used in the operation of the apparatus.

The method comprises providing the composition comprising refrigerant, ultra-violet fluorescent dye as described herein, and optionally, a solubilizing agent as described herein, to refrigeration and air conditioning apparatus and employing a sutiable means for detecting the UV fluorescent dye-containing refrigerant. Suitable means for detecting the dye include, but are not limited to, ultra-violet lamp, often referred to as a "black light" or "blue light". Such ultra-violet lamps are commercially available from numerous sources specifically designed for this purpose. Once the ultra-violet fluorescent dye containing composition has been introduced to the refrigeration or air conditioning apparatus and has been allowed to circulate throughout the system, a leak can be found by shining said ultra-violet lamp on the apparatus and observing the fluorescence of the dye in the vicinity of any leak point.

The present invention further relates to a method of using the compositions of the present invention for producing refrigeration or heat, wherein the method comprises producing refrigeration by evaporating said composition in the vicinity of a body to be cooled and thereafter condensing said composition; or producing heat by condensing the said composition in the vicinity of the body to be heated and thereafter evaporating said composition.

Mechanical refrigeration is primarily an application of thermodynamics wherein a cooling medium, such as a refrigerant, goes through a cycle so that it can be recovered for reuse. Commonly used cycles include vapor-compression, absorption, steam-jet or steam-ejector, and air.

Vapor-compression refrigeration systems include an evaporator, a compressor, a condenser, and an expansion device. A

vapor-compression cycle re-uses refrigerant in multiple steps producing a cooling effect in one step and a heating effect in a different step. The cycle can be described simply as follows. Liquid refrigerant enters an evaporator through an expansion device, and the liquid refrigerant boils in the evaporator at a low temperature to form a gas and produce cooling. The low-pressure gas enters a compressor where the gas is compressed to raise its pressure and temperature. The higher-pressure (compressed) gaseous refrigerant then enters the condenser in which the refrigerant condenses and discharges its heat to the environment. The refrigerant returns to the expansion device through which the liquid expands from the higher-pressure level in the condenser to the low-pressure level in the evaporator, thus repeating the cycle.

There are various types of compressors that may be used in refrigeration applications. Compressors can be generally classified as reciprocating, rotary, jet, centrifugal, scroll, screw or axial-flow, depending on the mechanical means to compress the fluid, or as positive-displacement (e.g., reciprocating, scroll or screw) or dynamic (e.g., centrifugal or jet), depending on how the mechanical elements act on the fluid to be compressed.

Either positive displacement or dynamic compressors may be used in the present inventive process. A centrifugal type compressor is the preferred equipment for the present refrigerant compositions.

A centrifugal compressor uses rotating elements to accelerate the refrigerant radially, and typically includes an impeller and diffuser housed in a casing. Centrifugal compressors usually take fluid in at an impeller eye, or central inlet of a circulating impeller, and accelerate it radially outward. Some static pressure rise occurs in the impeller, but most of the pressure rise occurs in the diffuser section of the casing, where velocity is converted to static pressure. Each impeller-diffuser set is a stage of the compressor. Centrifugal compressors are built with from 1 to 12 or more stages, depending on the final pressure desired and the volume of refrigerant to be handled.

The pressure ratio, or compression ratio, of a compressor is the ratio of absolute discharge pressure to the absolute inlet pressure. Pressure delivered by a centrifugal compressor is practically constant over a relatively wide range of capacities.

Positive displacement compressors draw vapor into a chamber, and the chamber decreases in volume to compress the vapor. After being compressed, the vapor is forced from the chamber by further decreasing the volume of the chamber to zero or nearly zero. A positive displacement compressor can build up a pressure, which is limited only by the volumetric efficiency and the strength of the parts to withstand the pressure.

Unlike a positive displacement compressor, a centrifugal compressor depends entirely on the centrifugal force of the high-speed impeller to compress the vapor passing through the impeller. There is no positive displacement, but rather what is called dynamic-compression.

The pressure a centrifugal compressor can develop depends on the tip speed of the impeller. Tip speed is the speed of the impeller measured at its tip and is related to the diameter of the impeller and its revolutions per minute. The capacity of the centrifugal compressor is determined by the size of the passages through the impeller. This makes the size of the compressor more dependent on the pressure required than the capacity.

Because of its high-speed operation, a centrifugal compressor is fundamentally a high volume, low-pressure machine. A centrifugal compressor works best with a low-pressure refrigerant, such as trichlorofluoromethane (CFC-11) or 1,2,2-trichlorotrifluoroethane (CFC-113).

Large centrifugal compressors typically operate at 3000 to 7000 revolutions per minute (rpm). Small turbine centrifugal compressors are designed for high speeds, from about 40,000 to about 70,000 (rpm), and have small impeller sizes, typically less than 0.15 meters.

A multi-stage impeller may be used in a centrifugal compressor to improve compressor efficiency thus requiring less power in use. For a two-stage system, in operation, the discharge of the first stage impeller goes to the suction intake of a second impeller. Both impellers may operate by use of a single shaft (or axle). Each stage can build up a compression ratio of about 4 to 1; that is, the absolute discharge pressure can be four times the absolute suction pressure. An example of a two-stage centrifugal compressor system, in this case for automotive applications, is described in US 5,065,990, incorporated herein by reference.

The compositions of the present invention suitable for use in a refrigeration or air conditioning apparatus employing a centrifugal compressor comprise at least one of:

1,1,1,3,3-pentafluorobutane and 1,1,3-trifluoropropane;
1,1,1,3,3-pentafluorobutane and 1,3-difluoropropane;
1,1,1,3,3-pentafluorobutane and 1,1-difluorobutane;
1,1,1,3,3-pentafluorobutane and 1,3-difluoro-2-methylpropane;
1,1,1,3,3-pentafluorobutane and 1,2-difluoro-2-methylpropane;
1,1,1,3,3-pentafluorobutane and 1,2-difluorobutane;
1,1,1,3,3-pentafluorobutane and 1,3-difluorobutane;
1,1,1,3,3-pentafluorobutane and 2,3-difluorobutane;
1,1,1,3,3-pentafluorobutane and 1,1,1-trifluoropentane;
1,1,1,3,3-pentafluorobutane and 1,1,1-trifluoro-3-methylbutane;
1,1,1,3,3-pentafluorobutane and 1,2-difluoropentane;
1,1,1,3,3-pentafluorobutane and 3,3,4,4,5,5,6,6,6-nonafluoro-1-hexene;
1,1,1,3,3-pentafluorobutane and N-(difluoromethyl)-N,N-dimethylamine; or
1,1,1,3,3-pentafluorobutane and 1,1,1,2,2-pentafluoro-2-[(pentafluoroethyl)thio]ethane.

These above-listed compositions are also suitable for use in two-stage or other mulit-stage centrifugal compressor systems.

The compositions of the present invention may be used in stationary air-conditioning, heat pumps or mobile air-conditioning and refrigeration systems. Stationary air conditioning and heat pump applications include window, ductless, ducted, packaged terminal, chillers and commercial, including packaged rooftop. Refrigeration applications include domestic or home refrigerators and freezers, ice machines, self-contained coolers and freezers, walk-in coolers and freezers and transport refrigeration systems.

The compositions of the present invention may additionally be used in air-conditioning, heating and refrigeration systems that employ fin and tube heat exchangers, microchannel heat exchangers and vertical or horizontal single pass tube or plate type heat exchangers.

Conventional microchannel heat exchangers may not be ideal for the low pressure refrigerant compositions of the present invention. The

low operating pressure and density result in high flow velocities and high frictional losses in all components. In these cases, the evaporator design may be modified. Rather than several microchannel slabs connected in series (with respect to the refrigerant path) a single slab/single pass heat exchanger arrangement may be used. Therefore, a preferred heat exchanger for the low pressure refrigerants of the present invention is a single slab/single pass heat exchanger.

In addition to two-stage compressor apparatus, the following compositions of the present invention are suitable for use in refrigeration or air conditioning apparatus employing a single slab/single pass heat exchanger:

1,1,1,3,3-pentafluorobutane and 1,1,3-trifluoropropane;
1,1,1,3,3-pentafluorobutane and 1,3-difluoropropane;
1,1,1,3,3-pentafluorobutane and 1,1-difluorobutane;
1,1,1,3,3-pentafluorobutane and 1,3-difluoro-2-methylpropane;
1,1,1,3,3-pentafluorobutane and 1,2-difluoro-2-methylpropane;
1,1,1,3,3-pentafluorobutane and 1,2-difluorobutane;
1,1,1,3,3-pentafluorobutane and 1,3-difluorobutane;
1,1,1,3,3-pentafluorobutane and 2,3-difluorobutane;
1,1,1,3,3-pentafluorobutane and 1,1,1-trifluoropentane;
1,1,1,3,3-pentafluorobutane and 1,1,1-trifluoro-3-methylbutane;
1,1,1,3,3-pentafluorobutane and 1,2-difluoropentane;
1,1,1,3,3-pentafluorobutane and 3,3,4,4,5,5,6,6,6-nonafluoro-1-hexene;
1,1,1,3,3-pentafluorobutane and N-(difluoromethyl)-N,N-dimethylamine; or
1,1,1,3,3-pentafluorobutane and 1,1,1,2,2-pentafluoro-2-[(pentafluoroethyl)thio]ethane.

The compositions of the present invention are particularly useful in small turbine centrifugal compressors, which can be used in auto and window air conditioning or heat pump as well as other applications. These high efficiency miniature centrifugal compressors may be driven by an electric motor and can therefore be operated independently of the engine speed. A constant compressor speed allows the system to provide a relatively constant cooling capacity at all engine speeds. This provides an opportunity for efficiency improvements especially at higher engine

speeds as compared to a conventional R-134a automobile air-conditioning system. When the cycling operation of conventional systems at high driving speeds is taken into account, the advantage of these low pressure systems becomes even greater.

Some of the low pressure refrigerant fluids of the present invention may be suitable as drop-in replacements for CFC-113 in existing centrifugal equipment.

The present invention relates to a process for producing refrigeration comprising evaporating the compositions of the present invention in the vicinity of a body to be cooled, and thereafter condensing said compositions.

The present invention further relates to a process for producing heat comprising condensing the compositions of the present invention in the vicinity of a body to be heated, and thereafter evaporating said compositions.

The present invention further relates to a process for transfer of heat from a heat source to a heat sink wherein the compositions of the present invention serve as heat transfer fluids. Said process for heat transfer comprises transferring the compositions of the present invention from a heat source to a heat sink.

Heat transfer fluids are utilized to transfer, move or remove heat from one space, location, object or body to a different space, location, object or body by radiation, conduction, or convection. A heat transfer fluid may function as a secondary coolant by providing means of transfer for cooling (or heating) from a remote refrigeration (or heating) system. In some systems, the heat transfer fluid may remain in a constant state throughout the transfer process (i.e., not evaporate or condense). Alternatively, evaporative cooling processes may utilize heat transfer fluids as well.

A heat source may be defined as any space, location, object or body from which it is desirable to transfer, move or remove heat. Examples of heat sources may be spaces (open or enclosed) requiring refrigeration or cooling, such as refrigerator or freezer cases in a supermarket, building spaces requiring air conditioning, or the passenger compartment of an automobile requiring air conditioning. A heat sink may be defined as any space, location, object or body capable of absorbing

heat. A vapor compression refrigeration system is one example of such a heat sink.

EXAMPLES

EXAMPLE 1

Impact of Vapor Leakage

A vessel is charged with an initial composition at a specified temperature, and the initial vapor pressure of the composition is measured. The composition is allowed to leak from the vessel, while the temperature is held constant, until 50 weight percent of the initial composition is removed, at which time the vapor pressure of the composition remaining in the vessel is measured. The results are summarized in Table 5 below.

TABLE 5

Compounds wt% A/ wt% B	Initial Psia	Initial kPa	After 50% Leak Psia	After 50% Leak kPa	Delta P %
HFC-365mfc/HFC-263fa (38.5 °C)					
90.3/9.7	14.71	101.42	14.71	101.42	0.0%
99/1	14.26	98.32	14.11	97.29	1.1%
100/0	13.98	96.39	13.98	96.39	0.0%
60/40	13.73	94.67	13.52	93.22	1.5%
40/60	12.95	89.29	12.78	88.12	1.3%
20/80	12.31	84.87	12.22	84.25	0.7%
10/90	12.04	83.01	12.00	82.74	0.3%
1/99	11.83	81.57	11.82	81.50	0.1%
0/100	11.81	81.43	11.81	81.43	0.0%
HFC-365mfc/HFC-272fa (32.0 °C)					
73.0/27.0	14.67	101.15	14.67	101.15	0.0%
90/10	14.17	97.70	13.34	91.98	5.9%
99/1	11.98	82.60	11.27	77.70	5.9%
100/0	11.21	77.29	11.21	77.29	0.0%
60/40	14.51	100.04	14.33	98.80	1.2%
40/60	13.72	94.60	13.00	89.63	5.2%
20/80	12.44	85.77	11.66	80.39	6.3%
10/90	11.66	80.39	11.17	77.01	4.2%
1/99	10.89	75.08	10.83	74.67	0.6%
0/100	10.80	74.46	10.80	74.46	0.0%

HFC-365mfc/HFC-392p (38.2 °C)					
57.7/42.3	14.69	101.28	14.69	101.28	0.0%
80/20	14.50	99.97	14.47	99.77	0.2%
90/10	14.25	98.25	14.21	97.98	0.3%
99/1	13.89	95.77	13.89	95.77	0.0%
100/0	13.84	95.42	13.84	95.42	0.0%
40/60	14.60	100.66	14.58	100.53	0.1%
20/80	14.31	98.66	14.27	98.39	0.3%
10/90	14.10	97.22	14.06	96.94	0.3%
1/99	13.87	95.63	13.86	95.56	0.1%
0/100	13.84	95.42	13.84	95.42	0.0%
HFC-365mfc/HFC-392qqz (38.3 °C)					
89.8/10.2	14.71	101.42	14.71	101.42	0.0%
99/1	14.14	97.49	14.01	96.60	0.9%
100/0	13.89	95.77	13.89	95.77	0.0%
64/36	13.77	94.94	12.47	85.98	9.4%
63/37	13.71	94.53	12.32	84.94	10.1%
0/100	6.43	44.33	6.43	44.33	0.0%
HFC-365mfc/HFC-392-qy (33.4 °C)					
47.8/52.2	14.71	101.42	14.71	101.42	0.0%
20/80	14.42	99.42	14.38	99.15	0.3%
10/90	14.20	97.91	14.17	97.70	0.2%
1/99	13.97	96.32	13.96	96.25	0.1%
0/100	13.94	96.11	13.94	96.11	0.0%
80/20	14.05	96.87	13.77	94.94	2.0%
90/10	13.31	91.77	12.86	88.67	3.4%
99/1	11.99	82.67	11.87	81.84	1.0%
100/0	11.77	81.15	11.77	81.15	0.0%
HFC-365mfc/HFC-392qe (36.5 °C)					
81.1/18.9	14.72	101.49	14.72	101.49	0.0%
90/10	14.55	100.32	14.39	99.22	1.1%
99/1	13.41	92.46	13.19	90.94	1.6%
100/0	13.08	90.18	13.08	90.18	0.0%
60/40	14.22	98.04	13.73	94.67	3.4%
40/60	13.06	90.05	11.86	81.77	9.2%
37/63	12.84	88.53	11.58	79.84	9.8%
36/64	12.77	88.05	11.49	79.22	10.0%
0/100	9.33	64.33	9.33	64.33	0.0%
HFC-365mfc/HFC-392qfe (38.6 °C)					
89.6/10.4	14.72	101.49	14.72	101.49	0.0%
99/1	14.22	98.04	14.14	97.49	0.6%
100/0	14.03	96.73	14.03	96.73	0.0%
60/40	13.55	93.42	12.26	84.53	9.5%

59/41	13.48	92.94	12.12	83.56	10.1%
0/100	7.19	49.57	7.19	49.57	0.0%
HFC-365mfc/HFC-392see (36.3 °C)					
78.2/21.8	14.67	101.15	14.67	101.15	0.0%
90/10	14.41	99.35	14.21	97.98	1.4%
99/1	13.27	91.49	13.10	90.32	1.3%
100/0	12.99	89.56	12.99	89.56	0.0%
60/40	14.34	98.87	14.07	97.01	1.9%
40/60	13.40	92.39	12.64	87.15	5.7%
20/80	12.02	82.88	11.23	77.43	6.6%
10/90	11.20	77.22	10.70	73.77	4.5%
1/99	10.39	71.64	10.33	71.22	0.6%
0/100	10.30	71.02	10.30	71.02	0.0%
HFC-365mfc/HFC-4-10-3m (38.3 °C)					
43.4/56.6	14.70	101.35	14.70	101.35	0.0%
20/80	14.59	100.60	14.59	100.60	0.0%
10/90	14.49	99.91	14.48	99.84	0.1%
1/99	14.37	99.08	14.37	99.08	0.0%
0/100	14.35	98.94	14.35	98.94	0.0%
60/40	14.64	100.94	14.63	100.87	0.1%
80/20	14.39	99.22	14.37	99.08	0.1%
90/10	14.18	97.77	14.16	97.63	0.1%
99/1	13.92	95.98	13.92	95.98	0.0%
100/0	13.89	95.77	13.89	95.77	0.0%
HFC-365mfc/HFC-4-10-3mfsz (37.6 °C)					
31.8/68.2	14.68	101.22	14.68	101.22	0.0%
10/90	14.60	100.66	14.59	100.60	0.1%
1/99	14.51	100.04	14.51	100.04	0.0%
0/100	14.50	99.97	14.50	99.97	0.0%
60/40	14.52	100.11	14.51	100.04	0.1%
80/20	14.18	97.77	14.14	97.49	0.3%
90/10	13.92	95.98	13.88	95.70	0.3%
99/1	13.61	93.84	13.60	93.77	0.1%
100/0	13.57	93.56	13.57	93.56	0.0%
HFC-365mfc/HFC-4-11-2qe (39.9 °C)					
98.0/2.0	14.68	101.22	14.68	101.22	0.0%
99/1	14.67	101.15	14.67	101.15	0.0%
100/0	14.65	101.01	14.65	101.01	0.0%
72/28	13.46	92.80	12.20	84.12	9.4%
71/29	13.39	92.32	12.04	83.01	10.1%
0/100	4.50	31.03	4.50	31.03	0.0%
HFC-365mfc/$CF_3CF_2SCF_2CF_3$ (35.1 °C)					
29.5/70.5	14.68	101.22	14.68	101.22	0.0%

10/90	14.35	98.94	14.29	98.53	0.4%
1/99	13.83	95.36	13.81	95.22	0.1%
0/100	13.75	94.80	13.75	94.80	0.0%
60/40	14.22	98.04	14.06	96.94	1.1%
80/20	13.52	93.22	13.25	91.36	2.0%
90/10	13.05	89.98	12.84	88.53	1.6%
99/1	12.53	86.39	12.51	86.25	0.2%
100/0	12.47	85.98	12.47	85.98	0.0%
HFC-365mfc/PFBE (50 °C)					
0/100	10.80	74.46	10.80	74.46	0.0%
1/99	11.00	75.84	10.89	75.08	1.0%
10/90	12.62	87.01	11.82	81.50	6.3%
20/80	14.11	97.29	12.99	89.56	7.9%
30/70	15.35	105.84	14.18	97.77	7.6%
40/60	16.39	113.01	15.33	105.70	6.5%
50/50	17.27	119.07	16.40	113.07	5.0%
60/40	18.03	124.31	17.36	119.69	3.7%
70/30	18.69	128.86	18.22	125.62	2.5%
80/20	19.26	132.79	18.97	130.79	1.5%
90/10	19.77	136.31	19.64	135.41	0.7%
99/1	20.18	139.14	20.17	139.07	0.0%
100/0	20.23	139.48	20.23	139.48	0.0%

The results show the difference in vapor pressure between the original composition and the composition remaining after 50 weight percent has been removed is less then about 10 percent for compositions of the present invention. This indicates compositions of the present invention are azeotropic or near-azeotropic. Where an azeotrope is present, the data show compositions of the present invention have an initial vapor pressure higher than the vapor pressure of either pure component.

EXAMPLE 2

Tip Speed to Develop Pressure

Tip speed can be estimated by making some fundamental relationships for refrigeration equipment that use centrifugal compressors. The torque an impeller ideally imparts to a gas is defined as

$$T = m^*(v_2^*r_2 - v_1^*r_1) \qquad \text{Equation 1}$$

where

T = torque, N*m

m = mass rate of flow, kg/s

v_2 = tangential velocity of refrigerant leaving impeller, m/s

r_2 = radius of exit impeller, m

v_1 = tangential velocity of refrigerant entering impeller, m/s

r_1 = radius of inlet of impeller, m

Assuming the refrigerant enters the impeller in an essentially radial direction, the tangential component of the velocity v1 = 0, therefore

$$T = m^*v_2^*r_2 \qquad \text{Equation 2}$$

The power required at the shaft is the product of the torque and the rotative speed

$$P = T^*w \qquad \text{Equation 3}$$

where

P = power, W

w = rotative speed, rez/s

therefore,

$$P = T^*w = m^*v_2^*r_2^*w \qquad \text{Equation 4}$$

At low refrigerant flow rates, the tip speed of the impeller and the tangential velocity of the refrigerant are nearly identical; therefore

$$r_2^*w = v_2 \qquad \text{Equation 5}$$

and

$$P = m^*v_2^*v_2 \qquad \text{Equation 6}$$

Another expression for ideal power is the product of the mass rate of flow and the isentropic work of compression,

$$P = m^*H_i^*(1000J/kJ) \qquad \text{Equation 7}$$

where

H_i = Difference in enthalpy of the refrigerant from a saturated vapor at the evaporating conditions to saturated condensing conditions, kJ/kg.

Combining the two expressions Equation 6 and 7 produces,

$$v_2 * v_2 = 1000 * H_i \qquad \text{Equation 8}$$

Although Equation 8 is based on some fundamental assumptions, it provides a good estimate of the tip speed of the impeller and provides an important way to compare tip speeds of refrigerants.

Table 6 below shows theoretical tip speeds that are calculated for 1,2,2-trichlorotrifluoroethane (CFC-113) and compositions of the present invention. The conditions assumed for this comparison are:

Evaporator temperature	40.0°F (4.4°C)
Condenser temperature	110.0°F (43.3°C)
Liquid subcool temperature	10.0°F (5.5°C)
Return gas temperature	75.0°F (23.8°C)
Compressor efficiency is	70%

These are typical conditions under which small turbine centrifugal compressors perform.

TABLE 6

Refrigerant composition	wt% HFC-365mfc	wt% B	Hi Btu/lb	Hi*0.7 Btu/lb	Hi*0.7 KJ/Kg	V2 m/s	V2 rel to CFC-113
CFC-113			10.92	7.6	17.8	133.3	n/a
365mfc plus (B):							
HFC-263fa	90.3	9.7	14.52	10.2	23.6	153.8	115%
HFC-272fa	73.0	27.0	15.26	10.7	24.8	157.6	118%
HFC-392p	57.7	42.3	16.4	11.5	26.7	163.4	123%
HFC-392qqz	89.8	10.2	14.89	10.4	24.2	155.7	117%
HFC-392qy	47.8	52.2	16.94	11.9	27.6	166.1	125%
HFC-392qe	81.1	18.9	15.28	10.7	24.9	157.7	118%
HFC-392qfe	89.6	10.4	14.91	10.4	24.3	155.8	117%
HFC-392see	78.2	21.8	15.31	10.7	24.9	157.9	118%
HFC-4-10-3m	43.4	56.6	16.69	11.7	27.2	164.8	124%
HFC-4-10-3mfsz	31.8	68.2	16.93	11.9	27.6	166.0	125%
HFC-4-11-2qe	98.0	2.0	14.57	10.2	23.7	154.0	116%
PFBE	50	50	13.63	9.5	22.2	149.0	112%
$CF_3CF_2SCF_2CF_3$	29.5	70.5	11.89	8.3	19.4	139.1	104%

The Example shows that compounds of the present invention have tip speeds within about +/- 30 percent of CFC-113 and would be

effective replacements for CFC-113 with minimal compressor design changes.

EXAMPLE 3

Performance Data

Table 7 shows the performance of various refrigerants compared to CFC-113. The data are based on the following conditions.

Evaporator temperature	40.0`F (4.4`C)
Condenser temperature	110.0`F (43.3`C)
Subcool temperature	10.0`F (5.5`C)
Return gas temperature	75.0`F (23.8`C)
Compressor efficiency is	70%

TABLE 7

Refrigerant Composition	wt% HFC-365 mfc	wt% B	Evap Pres (Psia)	Evap Pres (kPa)	Cond Pres (Psia)	Cond Pres (kPa)	Compr Disch Temp (F)	Compr Disch Temp (C)	COP	Capacity (Btu/min)	Capacity (kW)
CFC-113			2.7	19	12.8	88	156.3	69.1	4.18	14.8	0.26
365mfc plus (B) :											
HFC-263fa	90.3	9.7	3.9	27	17.2	118	148.8	64.9	4.14	22.9	0.40
HFC-272fa	73.0	27.0	5.0	34	21.2	146	154.3	67.9	4.15	28.8	0.50
HFC-392p	57.7	42.3	3.9	27	17.5	120	152.3	66.8	4.16	23.5	0.41
HFC-392qqz	89.8	10.2	3.9	27	17.3	119	147.2	64.0	4.11	23.0	0.40
HFC-392qy	47.8	52.2	4.9	34	20.4	140	149.7	65.4	4.13	27.6	0.48
HFC-392qe	81.1	18.9	4.2	29	18.4	127	148.2	64.6	4.11	24.5	0.43
HFC-392qfe	89.6	10.4	3.9	27	17.2	118	147.4	64.1	4.11	22.8	0.40
HFC-392see	78.2	21.8	4.3	29	18.5	127	148.6	64.8	4.13	24.7	0.43
HFC-4-10-3m	43.4	56.6	3.9	27	17.4	120	143.1	61.7	4.07	22.6	0.40
HFC-4-10-3 mfsz	31.8	68.2	4.1	28	17.8	123	142.3	61.3	4.07	23.3	0.41
HFC-4-11-2 qe	98.0	2.0	3.7	25	16.5	113	146.1	63.4	4.11	21.7	0.38
PFBE	50.0	50.0	2.7	19	13.3	92	139.5	59.7	4.05	16.7	0.29
$CF_3CF_2SCF_2CF_3$	29.5	70.5	4.3	29	19.2	132	134.9	57.2	3.93	23.8	0.42

Data show the compositions of the present invention have evaporator and condenser pressures similar to CFC-113. Some compositions also have higher capacity or energy efficiency (COP) than CFC-113.

CLAIM(S)

What is claimed is :

1. A refrigerant or heat transfer fluid composition selected from the group consisting of:
   1,1,1,3,3-pentafluorobutane and 1,1,3-trifluoropropane;
   1,1,1,3,3-pentafluorobutane and 1,3-difluoropropane;
   1,1,1,3,3-pentafluorobutane and 1,1-difluorobutane;
   1,1,1,3,3-pentafluorobutane and 1,3-difluoro-2-methylpropane;
   1,1,1,3,3-pentafluorobutane and 1,2-difluoro-2-methylpropane;
   1,1,1,3,3-pentafluorobutane and 1,2-difluorobutane;
   1,1,1,3,3-pentafluorobutane and 1,3-difluorobutane;
   1,1,1,3,3-pentafluorobutane and 2,3-difluorobutane;
   1,1,1,3,3-pentafluorobutane and 1,1,1-trifluoropentane;
   1,1,1,3,3-pentafluorobutane and 1,1,1-trifluoro-3-methylbutane;
   1,1,1,3,3-pentafluorobutane and 1,2-difluoropentane;
   1,1,1,3,3-pentafluorobutane and 3,3,4,4,5,5,6,6,6-nonafluoro-1-hexene;
   1,1,1,3,3-pentafluorobutane and N-(difluoromethyl)-N,N-dimethylamine; and
   1,1,1,3,3-pentafluorobutane and 1,1,1,2,2-pentafluoro-2-[(pentafluoroethyl)thio]ethane.

2. A refrigerant or heat transfer fluid composition suitable for use in refrigeration or air conditioning apparatus employing a (i) centrifugal compressor, (ii) multi-stage centrifugal compressor, or (iii) single slab/single pass heat exchanger, said composition selected from the group consisting of:
   1,1,1,3,3-pentafluorobutane and 1,1,3-trifluoropropane;
   1,1,1,3,3-pentafluorobutane and 1,3-difluoropropane;
   1,1,1,3,3-pentafluorobutane and 1,1-difluorobutane;
   1,1,1,3,3-pentafluorobutane and 1,3-difluoro-2-methylpropane;
   1,1,1,3,3-pentafluorobutane and 1,2-difluoro-2-methylpropane;
   1,1,1,3,3-pentafluorobutane and 1,2-difluorobutane;
   1,1,1,3,3-pentafluorobutane and 1,3-difluorobutane;
   1,1,1,3,3-pentafluorobutane and 2,3-difluorobutane;
   1,1,1,3,3-pentafluorobutane and 1,1,1-trifluoropentane;
   1,1,1,3,3-pentafluorobutane and 1,1,1-trifluoro-3-methylbutane;

1,1,1,3,3-pentafluorobutane and 1,2-difluoropentane;
1,1,1,3,3-pentafluorobutane and 3,3,4,4,5,5,6,6,6-nonafluoro-1-hexene;
1,1,1,3,3-pentafluorobutane and N-(difluoromethyl)-N,N-dimethylamine; and
1,1,1,3,3-pentafluorobutane and 1,1,1,2,2-pentafluoro-2-[(pentafluoroethyl)thio]ethane.

3. An azeotropic or near-azeotropic composition selected from the group consisting of:

about 1 to about 99 weight percent 1,1,1,3,3-pentafluorobutane and about 99 to about 1 weight percent 1,1,3-trifluoropropane;

about 1 to about 99 weight percent 1,1,1,3,3-pentafluorobutane and about 99 to about 1 weight percent 1,3-difluoropropane;

about 1 to about 99 weight percent 1,1,1,3,3-pentafluorobutane and about 99 to about 1 weight percent 1,1-difluorobutane;

about 64 to about 99 weight percent 1,1,1,3,3-pentafluorobutane and about 36 to about 1 weight percent 1,3-difluoro-2-methylpropane;

about 1 to about 99 weight percent 1,1,1,3,3-pentafluorobutane and about 99 to about 1 weight percent 1,2-difluoro-2-methylpropane;

about 37 to about 99 weight percent 1,1,1,3,3-pentafluorobutane and about 63 to about 1 weight percent 1,2-difluorobutane;

about 60 to about 99 weight percent 1,1,1,3,3-pentafluorobutane and about 40 to about 1 weight percent 1,3-difluorobutane;

about 1 to about 99 weight percent 1,1,1,3,3-pentafluorobutane and about 99 to about 1 weight percent 2,3-difluorobutane;

about 1 to about 99 weight percent 1,1,1,3,3-pentafluorobutane and about 99 to about 1 weight percent 1,1,1-trifluoropentane;

about 1 to about 99 weight percent 1,1,1,3,3-pentafluorobutane and about 99 to about 1 weight percent 1,1,1-trifluoro-3-methylbutane;

about 1 to about 99 weight percent 1,1,1,3,3-pentafluorobutane and about 99 to about 1 weight percent 3,3,4,4,5,5,6,6,6-nonafluoro-1-hexene;

about 72 to about 99 weight percent 1,1,1,3,3-pentafluorobutane and about 28 to about 1 weight percent 1,2-difluoropentane; and

about 1 to about 99 weight percent 1,1,1,3,3-pentafluorobutane and about 99 to about 1 weight percent 1,1,1,2,2-pentafluoro-2-[(pentafluoroethyl)thio]ethane.

4. An azeotropic composition selected from the group consisting of:

90.3 weight percent 1,1,1,3,3-pentafluorobutane and 9.7 weight percent 1,1,3-trifluoropropane having a vapor pressure of about 14.7 psia (101 kPa) at a temperature of about 38.5 °C;

73.0 weight percent 1,1,1,3,3-pentafluorobutane and 27.0 weight percent 1,3-difluoropropane having a vapor pressure of about 14.7 psia (101 kPa) at a temperature of about 32.0 °C;

57.7 weight percent 1,1,1,3,3-pentafluorobutane and 42.3 weight percent 1,1-difluorobutane having a vapor pressure of about 14.7 psia (101 kPa) at a temperature of about 38.2 °C;

89.8 weight percent 1,1,1,3,3-pentafluorobutane and 10.2 weight percent 1,3-difluoro-2-methylpropane having a vapor pressure of about 14.7 psia (101 kPa) at a temperature of about 38.3 °C;

47.8 weight percent 1,1,1,3,3-pentafluorobutane and 52.2 weight percent 1,2-difluoro-2-methylpropane having a vapor pressure of about 14.7 psia (101 kPa) at a temperature of about 33.4 °C;

81.1 weight percent 1,1,1,3,3-pentafluorobutane and 18.9 weight percent 1,2-difluorobutane having a vapor pressure of about 14.7 psia (101 kPa) at a temperature of about 36.5 °C;

89.6 weight percent 1,1,1,3,3-pentafluorobutane and 10.4 weight percent 1,3-difluorobutane having a vapor pressure of about 14.7 psia (101 kPa) at a temperature of about 38.6 °C;

78.2 weight percent 1,1,1,3,3-pentafluorobutane and 21.8 weight percent 2,3-difluorobutane having a vapor pressure of about 14.7 psia (101 kPa) at a temperature of about 36.3 °C;

43.4 weight percent 1,1,1,3,3-pentafluorobutane and 56.6 weight percent 1,1,1-trifluoropentane having a vapor pressure of about 14.7 psia (101 kPa) at a temperature of about 38.3 °C;

31.8 weight percent 1,1,1,3,3-pentafluorobutane and 68.2 weight percent 1,1,1-trifluoro-3-methylbutane having a vapor pressure of about 14.7 psia (101 kPa) at a temperature of about 37.6 °C;

98.0 weight percent 1,1,1,3,3-pentafluorobutane and 2.0 weight percent 1,2-difluoropentane having a vapor pressure of about 14.7 psia (101 kPa) at a temperature of about 39.9 °C; and

29.5 weight percent 1,1,1,3,3-pentafluorobutane and 70.5 weight percent 1,1,1,2,2-pentafluoro-2-[(pentafluoroethyl)thio]ethane having a vapor pressure of about 14.7 psia (101 kPa) at a temperature of about 35.1 °C.

5. A method of using the composition of claim 2 or 3, said method comprising, producing heat or refrigeration in a refrigeration or air conditioning apparatus employing a multi-stage centrifugal compressor.

6. A process for producing refrigeration, said process comprising: evaporating the composition of claim 1, 2, 3, or 4 in the vicinity of a body to be cooled and thereafter condensing said composition.

7. A process for producing heat, said process comprising: condensing the composition of claim 1, 2, 3 or 4 in the vicinity of a body to be cooled and thereafter evaporating said composition.

8. A method of using the compositions of claim 1, 2, 3, or 4 for heat transfer, said method comprising transferring said composition from a heat source to a heat sink.

9. The composition of claim 1, further comprising at least one ultra-violet fluorescent dye selected from the group consisting of naphthalimides, perylenes, coumarins, anthracenes, phenanthracenes,

xanthenes, thioxanthenes, naphthoxanthenes, fluoresceins, derivatives of said dye, and combinations thereof.

10. The composition of claim 2, 3, or 4, further comprising at least one ultra-violet fluorescent dye selected from the group consisting of naphthalimides, perylenes, coumarins, anthracenes, phenanthracenes, xanthenes, thioxanthenes, naphthoxanthenes, fluoresceins, derivatives of said dye and combinations thereof.

11. The composition of claim 9, further comprising at least one solubilizing agent selected from the group consisting of hydrocarbons, dimethylether, polyoxyalkylene glycol ethers, amides, ketones, nitriles, chlorocarbons, esters, lactones, aryl ethers, fluoroethers, and 1,1,1-trifluoroalkanes; and wherein the refrigerant and solubilizing agent are not the same compound.

12. The composition of claim 9, wherein said solubilizing agent is selected from the group consisting of:

a) polyoxyalkylene glycol ethers represented by the formula $R^1[(OR^2)_xOR^3]_y$, wherein: x is an integer from 1 to 3; y is an integer from 1 to 4; R^1 is selected from hydrogen and aliphatic hydrocarbon radicals having 1 to 6 carbon atoms and y bonding sites; R^2 is selected from aliphatic hydrocarbylene radicals having from 2 to 4 carbon atoms; R^3 is selected from hydrogen, and aliphatic and alicyclic hydrocarbon radicals having from 1 to 6 carbon atoms; at least one of R^1 and R^3 is selected from said hydrocarbon radicals; and wherein said polyoxyalkylene glycol ethers have a molecular weight of from about 100 to about 300 atomic mass units;

b) amides represented by the formulae $R^1CONR^2R^3$ and cyclo-$[R^4CON(R^5)-]$, wherein R^1, R^2, R^3 and R^5 are independently selected from aliphatic and alicyclic hydrocarbon radicals having from 1 to 12 carbon atoms, and at most one aromatic radical having from 6 to 12 carbon atoms; R^4 is selected from aliphatic hydrocarbylene radicals having from 3 to 12 carbon atoms; and wherein said amides have a molecular weight of from about 100 to about 300 atomic mass units;

c) ketones represented by the formula R^1COR^2, wherein R^1 and R^2 are independently selected from aliphatic, alicyclic and aryl hydrocarbon radicals having from 1 to 12 carbon atoms, and wherein said ketones have a molecular weight of from about 70 to about 300 atomic mass units;

d) nitriles represented by the formula R^1CN, wherein R^1 is selected from aliphatic, alicyclic or aryl hydrocarbon radicals having from 5 to 12 carbon atoms, and wherein said nitriles have a molecular weight of from about 90 to about 200 atomic mass units;

e) chlorocarbons represented by the formula RCl_x, wherein; x is selected from the integers 1 or 2; R is selected from aliphatic and alicyclic hydrocarbon radicals having from 1 to 12 carbon atoms; and wherein said chlorocarbons have a molecular weight of from about 100 to about 200 atomic mass units;

f) aryl ethers represented by the formula R^1OR^2, wherein: R^1 is selected from aryl hydrocarbon radicals having from 6 to 12 carbon atoms; R^2 is selected from aliphatic hydrocarbon radicals having from 1 to 4 carbon atoms; and wherein said aryl ethers have a molecular weight of from about 100 to about 150 atomic mass units;

g) 1,1,1-trifluoroalkanes represented by the formula CF_3R^1, wherein R^1 is selected from aliphatic and alicyclic hydrocarbon radicals having from about 5 to about 15 carbon atoms;

i) fluoroethers represented by the formula $R^1OCF_2CF_2H$, wherein R^1 is selected from aliphatic and alicyclic hydrocarbon radicals having from about 5 to about 15 carbon atoms; and

j) lactones represented by structures [B], [C], and [D]:

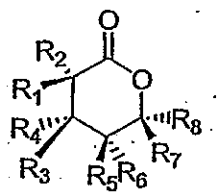

[B]

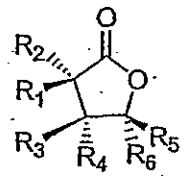

[C]

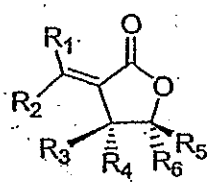

[D]

wherein, R_1 through R_8 are independently selected from hydrogen, linear, branched, cyclic, bicyclic, saturated and unsaturated hydrocarbyl radicals; and the molecular weight is from about 100 to about 300 atomic mass units; and

k) esters represented by the general formula $R^1CO_2R^2$, wherein R^1 and R^2 are independently selected from linear and cyclic, saturated and unsaturated, alkyl and aryl radicals; and wherein said esters have a molecular weight of from about 80 to about 550 atomic mass units.

13. A method for using the composition of claim 9 or 11, said method comprising introducing the composition into a compression refrigeration or air conditioning apparatus by (i) dissolving the ultraviolet fluorescent dye in the refrigerant composition of heat transfer fluid composition in the presence of the solubilizing agent, and introducing the combination into said compression refrigeration or air conditioning apparatus or (ii) combining solubilizing agent and and ultra-violet flurorescent dye and introducing said combination into refrigeration or air conditioning apparatus containing refrigerant or heat transfer fluid.

14. A method for using the composition of claim 9 or 11 in a compression refrigeration or air conditioning apparatus to detect leaking in said apparatus, said method comprising providing said composition to said apparatus, and employing a suitable means for detecting said composition at a leak point or in the vicinity of said apparatus.

15. A method of using the composition of claim 9 or 11, said method comprising:

(i) producing refrigeration by evaporating said composition in the vicinity of a body to be cooled and thereafter condensing said composition; or

(ii) producing heat by condensing said composition in the vicinity of the body to be heated and thereafter evaporation said composition.

16. The composition of claim 1 or 11, said composition further comprising an odor masking agent or thermal stabilizer.

17. The composition of claim 15 wherein said thermal stabilizer is nitromethane.

18. The method of claim 5 wherein said multi-stage centrifugal compressor is a two-stage centrifugal compressor.