DRAWINGS

Fig. 1

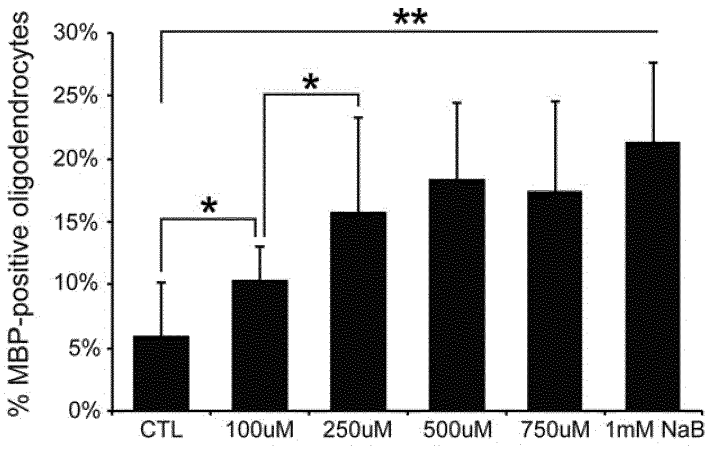

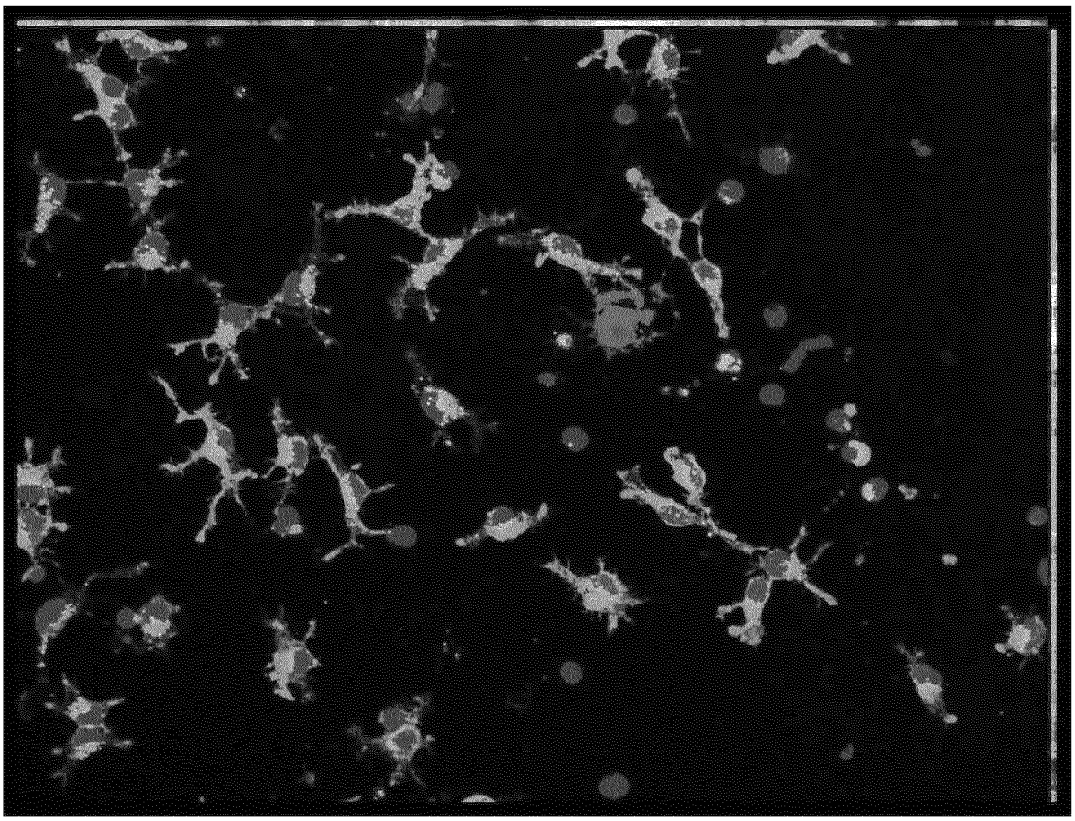

Fig. 2

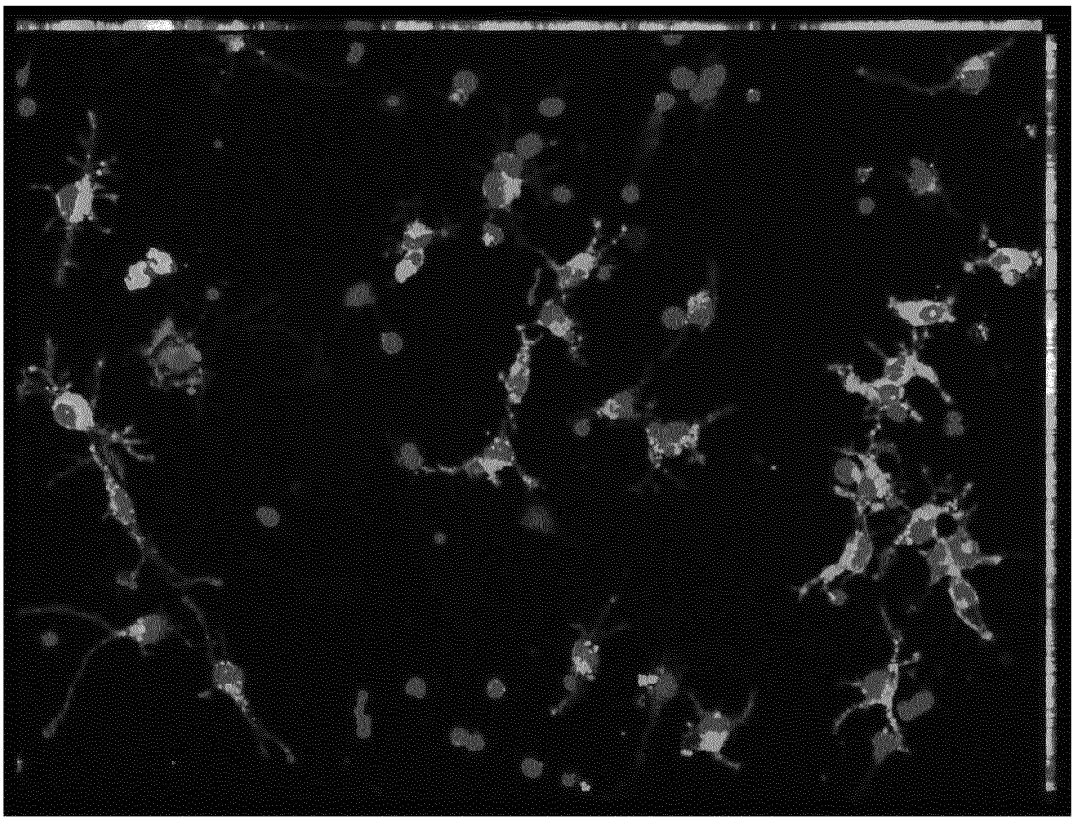

Fig. 3

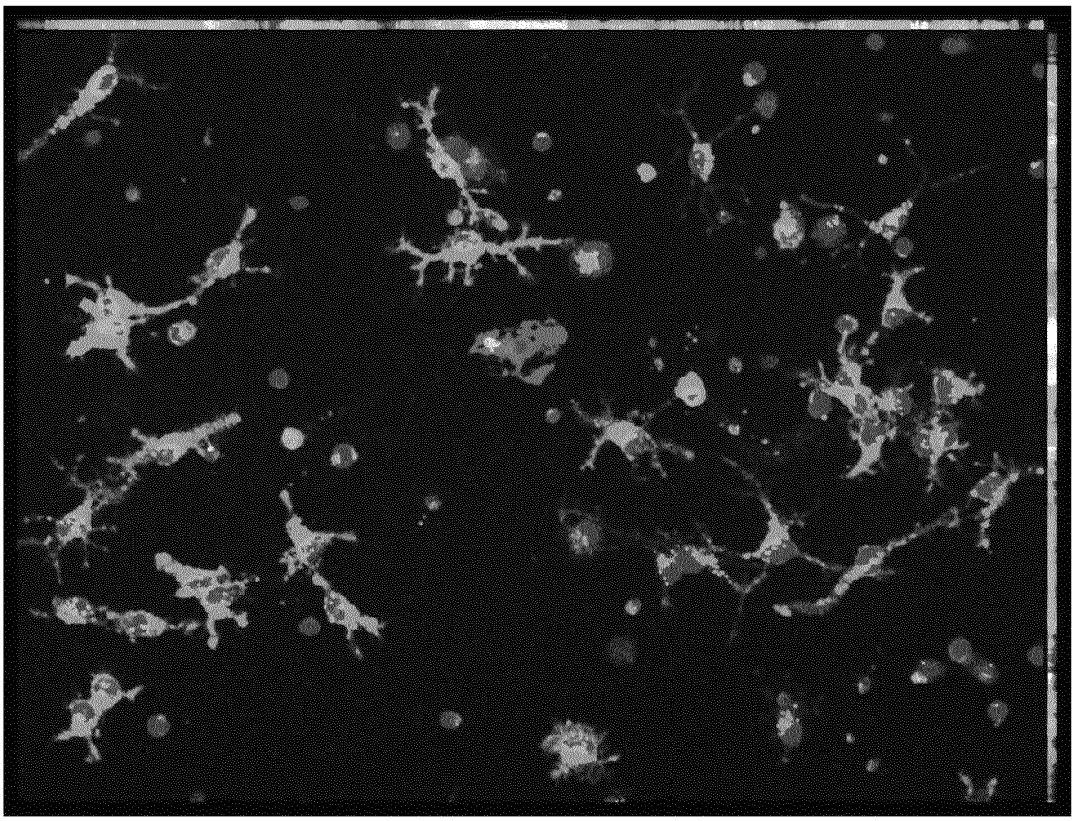

Fig. 4

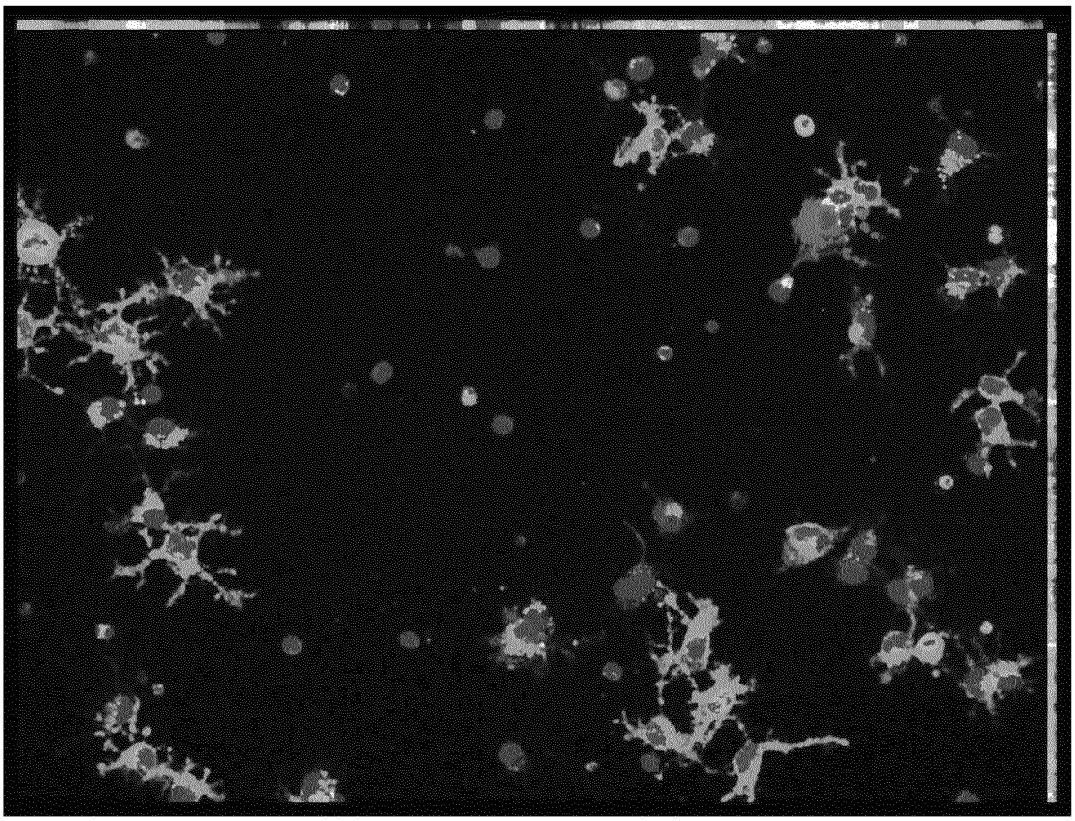

Fig. 5

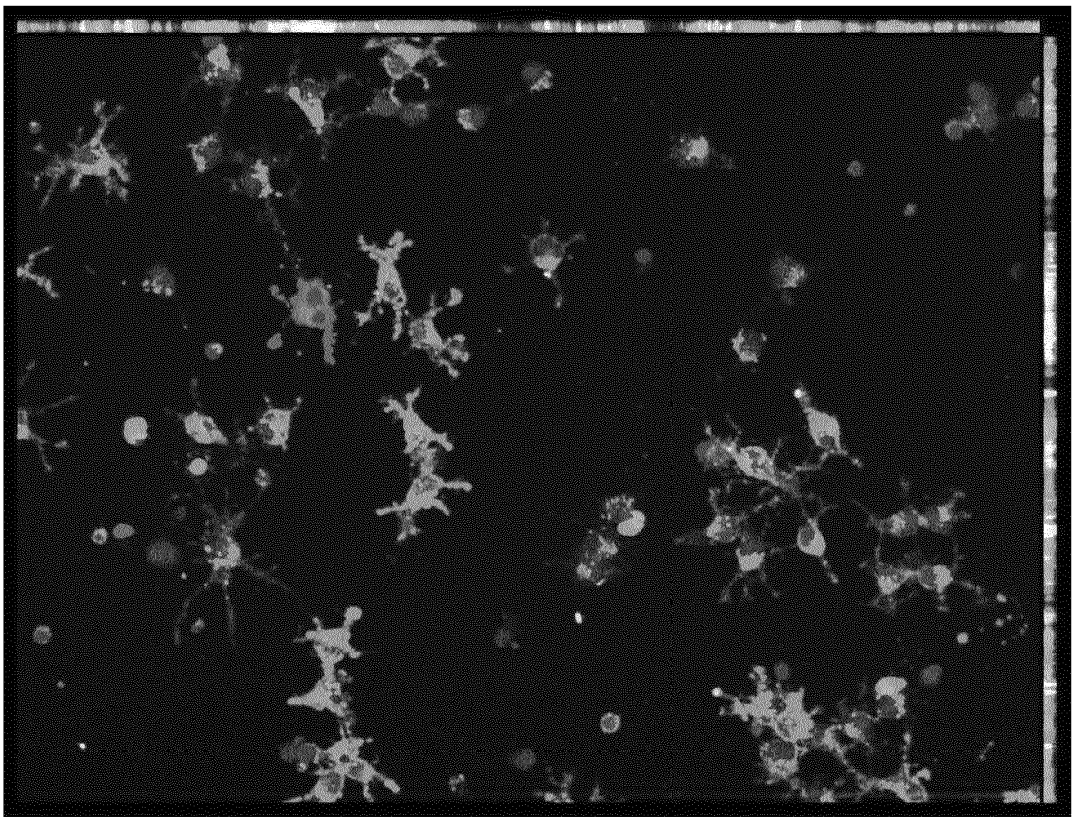

Fig. 6

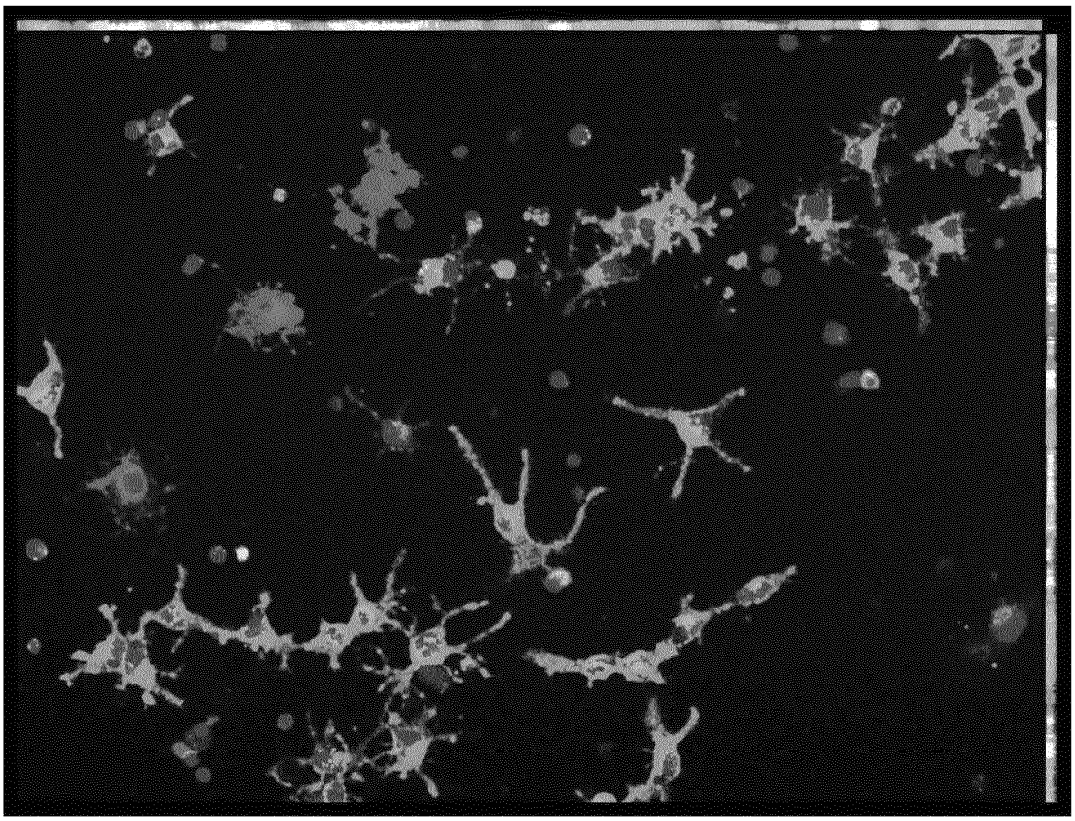

Fig. 7

Fig. 8: chromatogram of ethyl acetate solvent blank

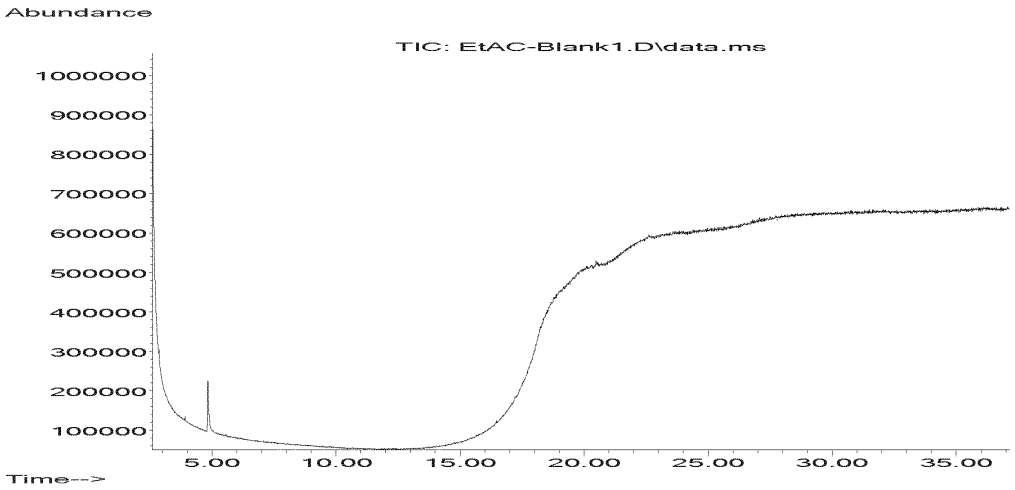

Fig. 9: Chromatogram of an internal standard (IS) at 15 and butyric acid (BA) at 50µg/mL

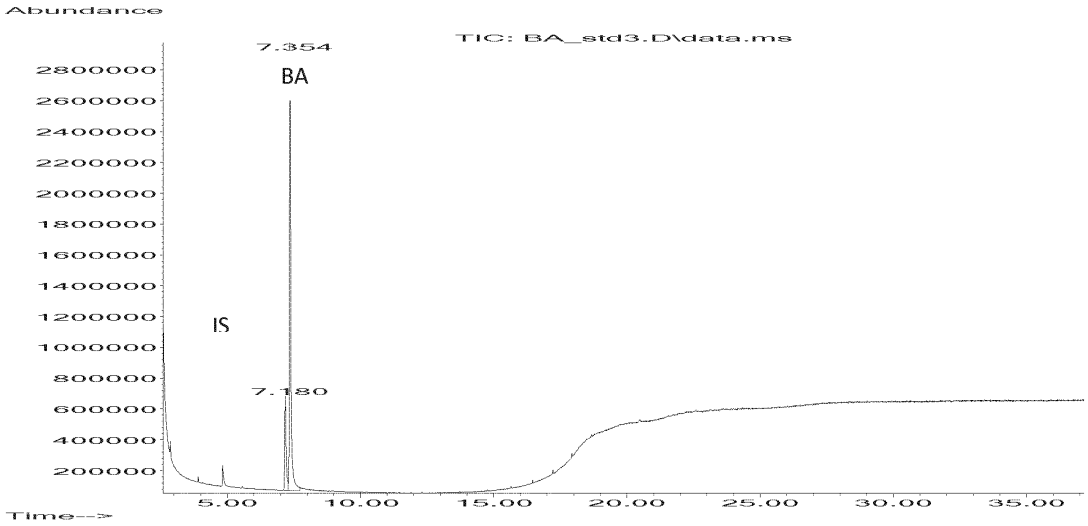

Fig. 10: Chromatogram of NP H2O blank through the sample preparation

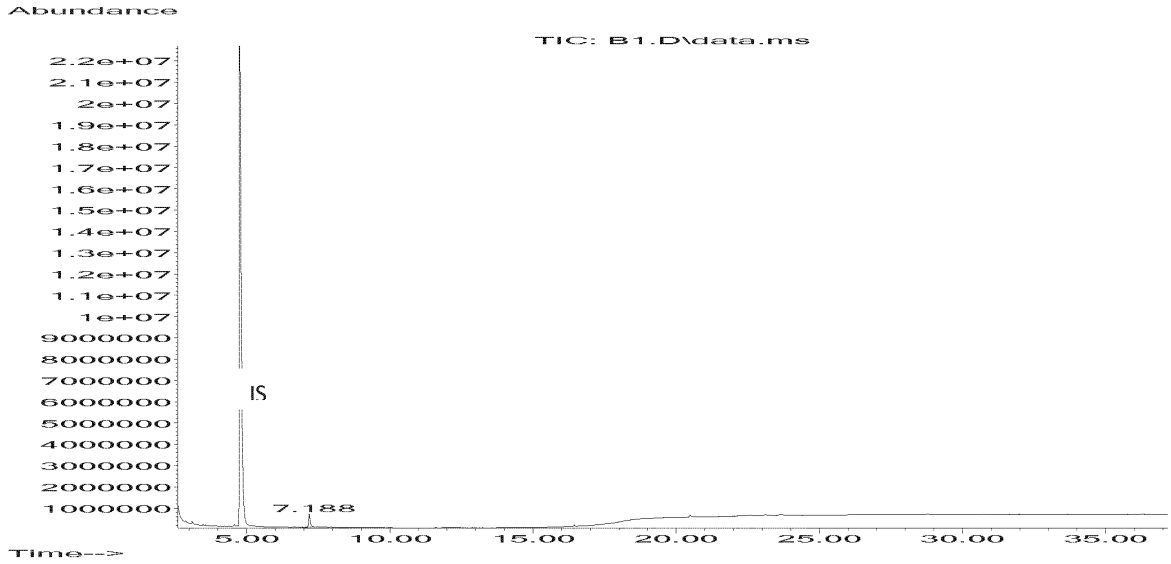

Fig. 11A: Chromatogram of a human milk sample

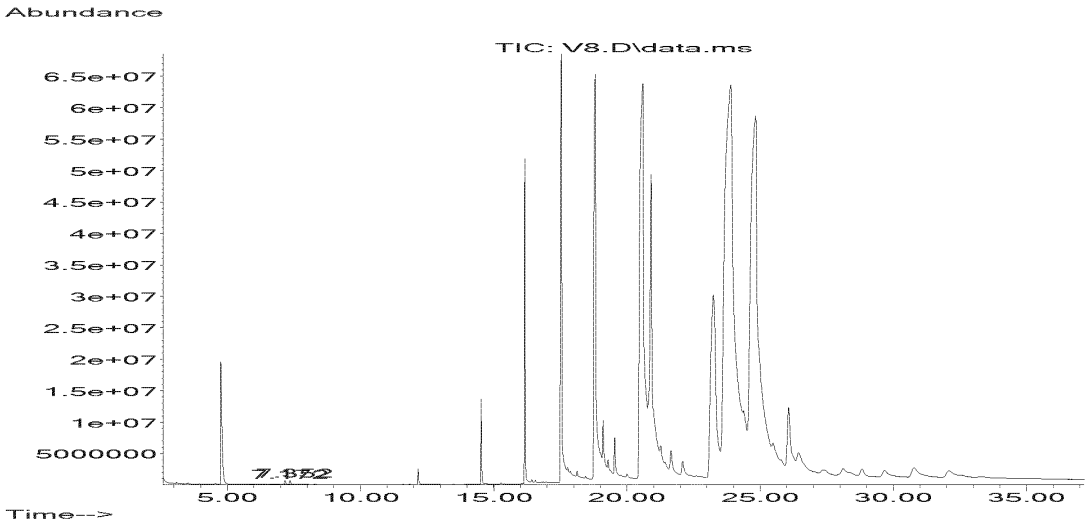

Fig. 11B: Zoomed chromatogram of Fig. 11A showing the internal standard and butyric acid peaks

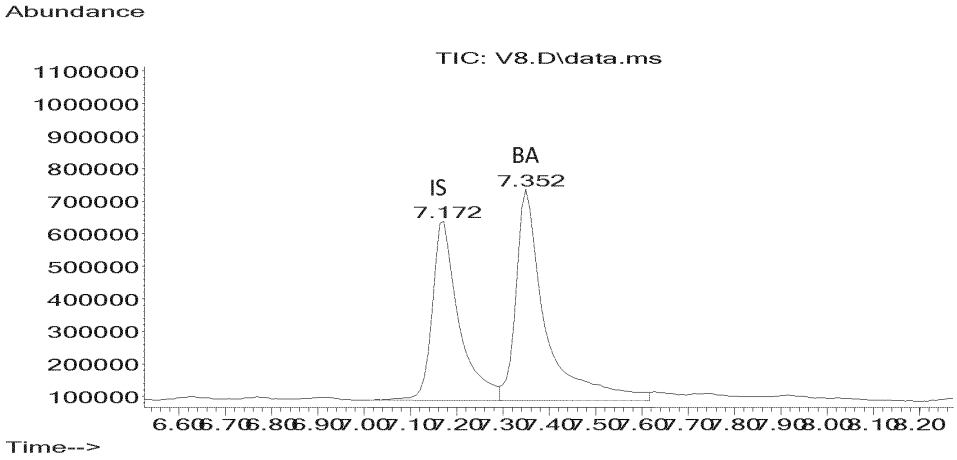

Fig. 12: Sample sequence setup template

Name	Vial	Method Path	Method File	Data Path	Data File	Type	Level	Dil.	Vol.
EtAC-Blank	1	D:\MassHunter\GCMS\1\methods	SCFA_Blank_MS.M	D:\MassHunter\GCMS\1\data\Sept 2 2016	EtAC-Blank	Blank		1	
EtAc-Blank	1	D:\MassHunter\GCMS\1\methods	SCFA_MJN_MS.M	D:\MassHunter\GCMS\1\data\Sept 2 2016	EtAC-Blank1	Blank		1	
Std1	2	D:\MassHunter\GCMS\1\methods	SCFA_MJN_MS.M	D:\MassHunter\GCMS\1\data\Sept 2 2016	BA_std1	Cal		1	
Std2	3	D:\MassHunter\GCMS\1\methods	SCFA_MJN_MS.M	D:\MassHunter\GCMS\1\data\Sept 2 2016	BA_std2	Cal		1	
Std3	4	D:\MassHunter\GCMS\1\methods	SCFA_MJN_MS.M	D:\MassHunter\GCMS\1\data\Sept 2 2016	BA_std3	Cal		1	
Std4	5	D:\MassHunter\GCMS\1\methods	SCFA_MJN_MS.M	D:\MassHunter\GCMS\1\data\Sept 2 2016	BA_std4	Cal		1	
Std5	6	D:\MassHunter\GCMS\1\methods	SCFA_MJN_MS.M	D:\MassHunter\GCMS\1\data\Sept 2 2016	BA_std5	Cal		1	
EtAc-Blank	1	D:\MassHunter\GCMS\1\methods	SCFA_Blank_MS.M	D:\MassHunter\GCMS\1\data\Sept 2 2016	EtAC-Blank2	Blank		1	
Sample 1	7	D:\MassHunter\GCMS\1\methods	SCFA_MJN_MS.M	D:\MassHunter\GCMS\1\data\Sept 2 2016	Sample 1	Sample		1	
EtAC-Blank	1	D:\MassHunter\GCMS\1\methods	SCFA_Blank_MS.M	D:\MassHunter\GCMS\1\data\Sept 2 2016	EtAC-Blank3	Blank		1	
Sample 2	8	D:\MassHunter\GCMS\1\methods	SCFA_MJN_MS.M	D:\MassHunter\GCMS\1\data\Sept 2 2016	Sample 2	Sample		1	
EtAC-Blank	1	D:\MassHunter\GCMS\1\methods	SCFA_Blank_MS.M	D:\MassHunter\GCMS\1\data\Sept 2 2016	EtAC-Blank4	Blank		1	
Sample 3	9	D:\MassHunter\GCMS\1\methods	SCFA_MJN_MS.M	D:\MassHunter\GCMS\1\data\Sept 2 2016	Sample 3	Sample		1	
EtAC-Blank	1	D:\MassHunter\GCMS\1\methods	SCFA_Blank_MS.M	D:\MassHunter\GCMS\1\data\Sept 2 2016	EtAC-Blank5	Blank		1	
Sample 4	10	D:\MassHunter\GCMS\1\methods	SCFA_MJN_MS.M	D:\MassHunter\GCMS\1\data\Sept 2 2016	Sample 4	Sample		1	
EtAC-Blank	1	D:\MassHunter\GCMS\1\methods	SCFA_Blank_MS.M	D:\MassHunter\GCMS\1\data\Sept 2 2016	EtAC-Blank6	Blank		1	
Sample 5	11	D:\MassHunter\GCMS\1\methods	SCFA_MJN_MS.M	D:\MassHunter\GCMS\1\data\Sept 2 2016	Sample 5	Sample		1	
EtAC-Blank	1	D:\MassHunter\GCMS\1\methods	SCFA_Blank_MS.M	D:\MassHunter\GCMS\1\data\Sept 2 2016	EtAC-Blank7	Blank		1	
Sample 6	12	D:\MassHunter\GCMS\1\methods	SCFA_MJN_MS.M	D:\MassHunter\GCMS\1\data\Sept 2 2016	Sample 6	Sample		1	
EtAC-Blank	13	D:\MassHunter\GCMS\1\methods	SCFA_Blank_MS.M	D:\MassHunter\GCMS\1\data\Sept 2 2016	EtAC-Blank8	Blank		1	
Std3 check	4	D:\MassHunter\GCMS\1\methods	SCFA_MJN_MS.M	D:\MassHunter\GCMS\1\data\Sept 2 2016	BA_std3a	Cal		1	
EtAC-Blank	13	D:\MassHunter\GCMS\1\methods	SCFA_Blank_MS.M	D:\MassHunter\GCMS\1\data\Sept 2 2016	EtAC-Blank9	Blank		1	
Sample 7	14	D:\MassHunter\GCMS\1\methods	SCFA_MJN_MS.M	D:\MassHunter\GCMS\1\data\Sept 2 2016	Sample 7	Sample		1	
EtAC-Blank	13	D:\MassHunter\GCMS\1\methods	SCFA_Blank_MS.M	D:\MassHunter\GCMS\1\data\Sept 2 2016	EtAC-Blank10	Blank		1	
Sample 8	15	D:\MassHunter\GCMS\1\methods	SCFA_MJN_MS.M	D:\MassHunter\GCMS\1\data\Sept 2 2016	Sample 8	Sample		1	
EtAC-Blank	13	D:\MassHunter\GCMS\1\methods	SCFA_Blank_MS.M	D:\MassHunter\GCMS\1\data\Sept 2 2016	EtAC-Blank11	Blank		1	
Sample 9	15	D:\MassHunter\GCMS\1\methods	SCFA_MJN_MS.M	D:\MassHunter\GCMS\1\data\Sept 2 2016	Sample 9	Sample		1	
EtAC-Blank	13	D:\MassHunter\GCMS\1\methods	SCFA_Blank_MS.M	D:\MassHunter\GCMS\1\data\Sept 2 2016	EtAC-Blank12	Blank		1	

Fig. 13

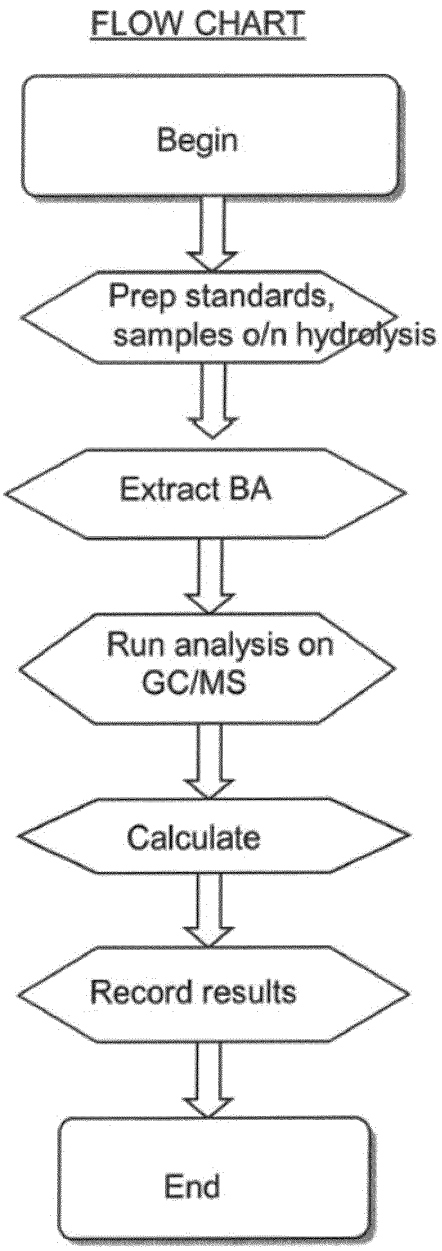
FLOW CHART
Begin
Prep standards, samples o/n hydrolysis
Extract BA
Run analysis on GC/MS
Calculate
Record results
End