provided the compound is not a compound having the formula:

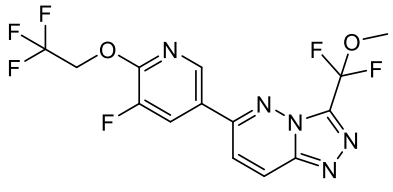 or 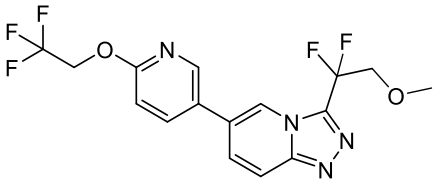 ; or a pharmaceutically acceptable salt thereof.

In some examples, the compound is a compound of Formula (I-a):

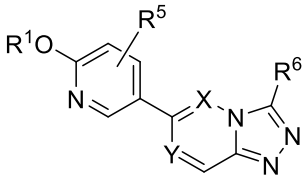 (I-a),

or a pharmaceutically acceptable salt thereof, wherein the variables are as defined herein.

In some examples, the compound is a compound of Formula (I-b):

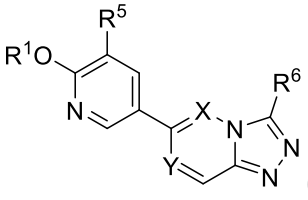 (I-b),

or a pharmaceutically acceptable salt thereof, wherein the variables are as defined herein.

In some examples, the compound is a compound of Formula (I-c):

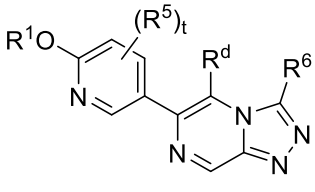 (I-c),

or a pharmaceutically acceptable salt thereof, wherein the variables are as defined herein.

In some examples, the compound is a compound of Formula (II):

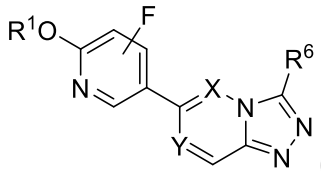
(II),

or a pharmaceutically acceptable salt thereof, wherein the variables are as defined herein.

In some examples, the compound is a compound of Formula III:

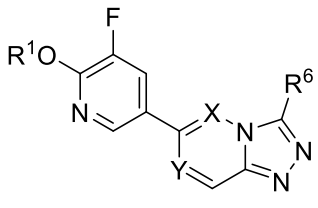
(III),

or a pharmaceutically acceptable salt thereof, wherein the variables are as defined herein.

In some examples, the compound is a compound of Formula IV:

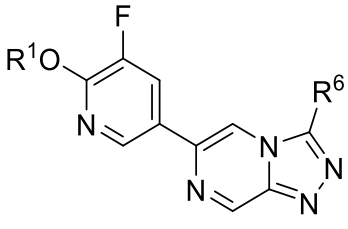
(IV);

or a pharmaceutically acceptable salt thereof, wherein the variables are as defined herein.

In some examples, the compound is Compound 1 having the following formula:

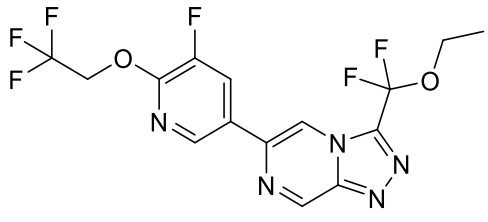
,

or a pharmaceutically acceptable salt thereof.

In some examples, the method provided involves treating a disorder associated with excessive neuronal excitability. In some examples, the disorder is epilepsy, an epilepsy syndrome, or an encephalopathy, such as a genetic or pediatric epilepsy or a genetic or pediatric epilepsy syndrome. In some examples, the disorder is developmental and

epileptic encephalopathies. In some examples, the disorder is Tuberous Sclerosis Complex (TSC).

In some examples, the method reduces frequency of seizures experienced by the subject within 24 hours after administration of the compound or a pharmaceutically acceptable salt thereof as compared to the frequency of seizures prior to the administration.

In some examples, the compound of the disclosure, or a pharmaceutically acceptable salt thereof, is administered to the subject in an amount ranging from about 0.1 mg/kg to about 1 g/kg. In other examples, the compound or a pharmaceutically acceptable salt thereof is administered to the subject in an amount ranging from about 10 mg/kg to about 100 mg/kg, such as about 30 mg/kg.

In some examples, the compound of the disclosure, or a pharmaceutically acceptable salt thereof, is administered to the subject in an amount ranging from about 2.5 mg to about 150 mg per day, such as about 90 mg or about 120 mg per day. In some examples, the compound of the disclosure, or a pharmaceutically acceptable salt thereof, is administered to the subject as multiple doses in an amount ranging from about 30 mg to about 120 mg per day.

In some examples, the compound of the disclosure, or a pharmaceutically acceptable salt thereof, is administered to the subject orally. In some examples, the compound of the disclosure, or a pharmaceutically acceptable salt thereof, is administered to the subject every day for at least 14 days. In some examples, the compound of the disclosure, or a pharmaceutically acceptable salt thereof, is administered to the subject in a fasted state. In some examples, the compound of the disclosure, or a pharmaceutically acceptable salt thereof, is administered to the subject in a fed state.

In some examples, the subject is human. In some examples, the subject is a human of 2 to 17 years of age.

The present disclosure provides a method of treating a condition relating to aberrant function of a sodium ion channel in a subject in need thereof, said method comprising administering to said subject a compound of Formula (I):

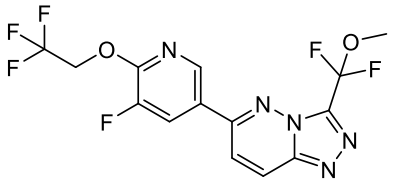 or 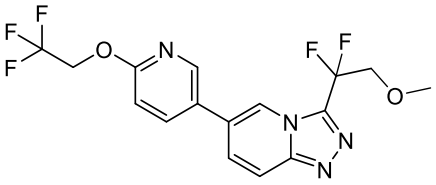 ; or a pharmaceutically acceptable salt thereof.

In one aspect, the present disclosure provides use of a compound of Formula (I):

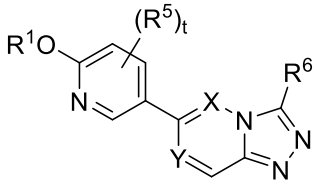 (I);

or a pharmaceutically acceptable salt thereof, wherein:

X and Y are each independently CR^d or N;

R^1 is  , monocyclic C_{3-6} cycloalkyl, or 4- to 7-membered monocyclic heterocyclyl, wherein said cycloalkyl and heterocyclyl are optionally substituted with one or more R^a;

R^2 is C_{1-4}haloalkyl, phenyl, or monocyclic C_{3-6} cycloalkyl optionally substituted with one or more R^b;

R^3 is hydrogen, C_{1-4}alkyl, or C_{1-4}haloalkyl;

R^4 is hydrogen or C_{1-4}alkyl;

R^5 is halo;

R^6 is C_{1-4}alkyl or C_{1-4}haloalkyl, wherein said C_{1-4}alkyl or C_{1-4}haloalkyl are each substituted with OR^c;

t is 0, 1, or 2;

R^a and R^b are each independently selected from is selected from halo, C_{1-4}alkyl, C_{1-4}haloalkyl, C_{1-4}alkoxy, and C_{1-4}haloalkoxy,

R^c is C_{1-4}alkyl optionally substituted with C_{3-6} cycloalkyl or C_{1-4}alkoxy, or C_{3-6} cycloalkyl; and

R^d is hydrogen or C_{1-4}alkyl;

provided the compound is not a compound having the formula:

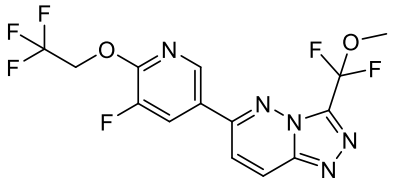

or

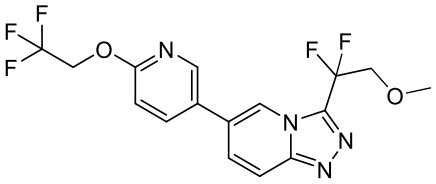

; or a pharmaceutically acceptable salt thereof, in the manufacture of a medicament for treating a condition relating to aberrant function of a sodium ion channel in a subject in need thereof,

wherein the compound of Formula (I), or a pharmaceutically acceptable salt thereof, is at a dose of about 1 mg to about 150 mg.

In some examples, the compound is administered at a dose of about 1 mg, about 5 mg, about 10 mg, about 15 mg, about 20 mg, about 25 mg, about 30 mg, about 35 mg, about 40 mg, about 45 mg, about 50 mg, about 55 mg, about 60 mg, about 65 mg, about 70 mg, about 75 mg, about 80 mg, about 85 mg, about 90 mg, about 95 mg, about 100 mg, about 105 mg, about 110 mg, about 115 mg, about 120 mg, about 125 mg, about 130 mg, about 135 mg, about 140 mg, about 145 mg or about 150 mg.

The present disclosure also provides a method of treating a condition relating to aberrant function of a sodium ion channel in a subject in need thereof, said method comprising administering to said subject a compound of Formula (I):

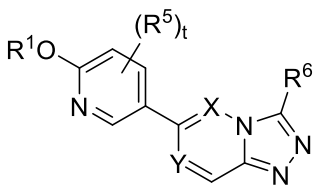

(I);

or a pharmaceutically acceptable salt thereof, at a dose of about 0.25 mg/kg/day to about 1 mg/kg/day; wherein:

X and Y are each independently CR^d or N;

R^1 is  , monocyclic C_{3-6} cycloalkyl, or 4- to 7-membered monocyclic heterocyclyl, wherein said cycloalkyl and heterocyclyl are optionally substituted with one or more R^a;

R^2 is C_{1-4}haloalkyl, phenyl, or monocyclic C_{3-6} cycloalkyl optionally substituted with one or more R^b;

R^3 is hydrogen, C_{1-4}alkyl, or C_{1-4}haloalkyl;

R^4 is hydrogen or C_{1-4}alkyl;

R^5 is halo;

R^6 is C_{1-4}alkyl or C_{1-4}haloalkyl, wherein said C_{1-4}alkyl or C_{1-4}haloalkyl are each substituted with OR^c;

t is 0, 1, or 2;

R^a and R^b are each independently selected from is selected from halo, C_{1-4}alkyl, C_{1-4}haloalkyl, C_{1-4}alkoxy, and C_{1-4}haloalkoxy,

R^c is C_{1-4}alkyl optionally substituted with C_{3-6} cycloalkyl or C_{1-4}alkoxy, or C_{3-6} cycloalkyl; and

R^d is hydrogen or C_{1-4}alkyl;

provided the compound is not a compound having the formula:

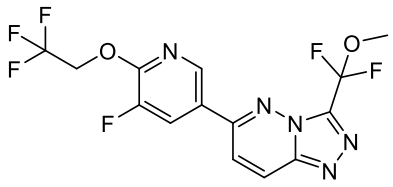 or 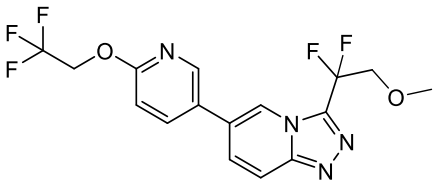 ; or a pharmaceutically acceptable salt thereof.

In another aspect, the present disclosure provides use of a compound of Formula (I):

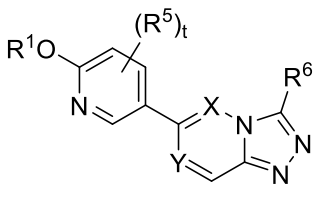 (I);

or a pharmaceutically acceptable salt thereof, wherein:

X and Y are each independently CR^d or N;

R^1 is 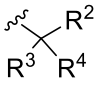 , monocyclic C_{3-6} cycloalkyl, or 4- to 7-membered monocyclic heterocyclyl, wherein said cycloalkyl and heterocyclyl are optionally substituted with one or more R^a;

R^2 is C_{1-4}haloalkyl, phenyl, or monocyclic C_{3-6} cycloalkyl optionally substituted with one or more R^b;

R^3 is hydrogen, C_{1-4}alkyl, or C_{1-4}haloalkyl;

R^4 is hydrogen or C_{1-4}alkyl;

R^5 is halo;

R^6 is C_{1-4}alkyl or C_{1-4}haloalkyl, wherein said C_{1-4}alkyl or C_{1-4}haloalkyl are each substituted with OR^c;

t is 0, 1, or 2;

R^a and R^b are each independently selected from is selected from halo, C_{1-4}alkyl, C_{1-4}haloalkyl, C_{1-4}alkoxy, and C_{1-4}haloalkoxy,

R^c is C_{1-4}alkyl optionally substituted with C_{3-6} cycloalkyl or C_{1-4}alkoxy, or C_{3-6} cycloalkyl; and

R^d is hydrogen or C_{1-4}alkyl;

provided the compound is not a compound having the formula:

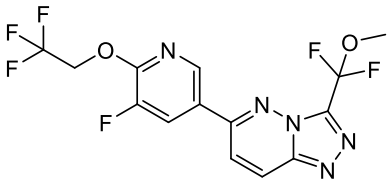 or 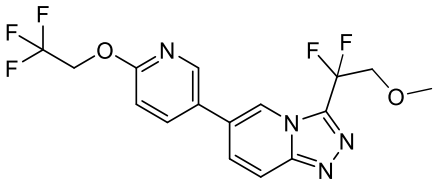 ; or a pharmaceutically acceptable salt thereof, in the manufacture of a medicament for treating a condition relating to aberrant function of a sodium ion channel in a subject in need thereof,

wherein the compound of Formula (I), or a pharmaceutically acceptable salt thereof, is at a dose of about 0.25 mg/kg/day to about 1 mg/kg/day.

In some examples, the compound is administered at a dose of about 0.25 mg/kg/day, about 0.30 mg/kg/day, about 0.35 mg/kg/day, about 0.40 mg/kg/day, about 0.45 mg/kg/day, about 0.50 mg/kg/day, about 0.55 mg/kg/day, about 0.60 mg/kg/day, about 0.65 mg/kg/day, about 0.65 mg/kg/day, about 70 mg/kg/day, about 0.75 mg/kg/day, about 0.80 mg/kg/day, about 0.85 mg/kg/day, about 0.90 mg/kg/day, about 0.95 mg/kg/day or about 1.0 mg/kg/day.

In some examples, the administration of the compound results in a reduction in the severity, number and/or frequency of seizures experienced by the subject as compared to the severity, number and/or frequency of seizures experienced by the subject prior to administration of the compound.

In some examples, the administration of the compound does not result in ataxia, lethargy and vomiting in the subject.

The present disclosure also provides a method of reducing severity, number and/or frequency of seizures in a subject in need thereof, said method comprising administering to said subject an effective amount of a compound of Formula (I):

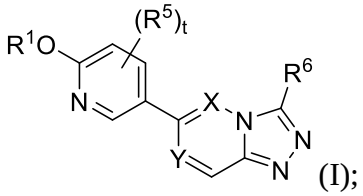

(I);

or a pharmaceutically acceptable salt thereof, wherein:

X and Y are each independently CR^d or N;

R^1 is  , monocyclic C_{3-6} cycloalkyl, or 4- to 7-membered monocyclic heterocyclyl, wherein said cycloalkyl and heterocyclyl are optionally substituted with one or more R^a;

R^2 is C_{1-4}haloalkyl, phenyl, or monocyclic C_{3-6} cycloalkyl optionally substituted with one or more R^b;

R^3 is hydrogen, C_{1-4}alkyl, or C_{1-4}haloalkyl;

R^4 is hydrogen or C_{1-4}alkyl;

R^5 is halo;

R^6 is C_{1-4}alkyl or C_{1-4}haloalkyl, wherein said C_{1-4}alkyl or C_{1-4}haloalkyl are each substituted with OR^c;

t is 0, 1, or 2;

R^a and R^b are each independently selected from is selected from halo, C_{1-4}alkyl, C_{1-4}haloalkyl, C_{1-4}alkoxy, and C_{1-4}haloalkoxy,

R^c is C_{1-4}alkyl optionally substituted with C_{3-6} cycloalkyl or C_{1-4}alkoxy, or C_{3-6} cycloalkyl; and

R^d is hydrogen or C_{1-4}alkyl;

provided the compound is not a compound having the formula:

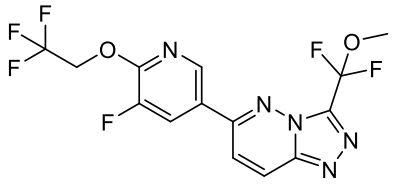 or 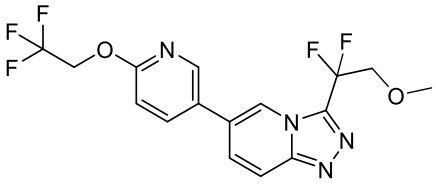 ; or a pharmaceutically acceptable salt thereof.

In another aspect, the present disclosure provides use of a compound of Formula (I):

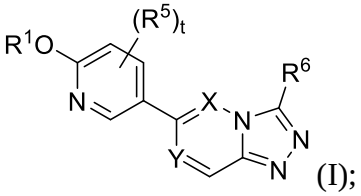
(I);

or a pharmaceutically acceptable salt thereof, wherein:

X and Y are each independently CR^d or N;

R^1 is  , monocyclic C_{3-6} cycloalkyl, or 4- to 7-membered monocyclic heterocyclyl, wherein said cycloalkyl and heterocyclyl are optionally substituted with one or more R^a;

R^2 is C_{1-4}haloalkyl, phenyl, or monocyclic C_{3-6} cycloalkyl optionally substituted with one or more R^b;

R^3 is hydrogen, C_{1-4}alkyl, or C_{1-4}haloalkyl;

R^4 is hydrogen or C_{1-4}alkyl;

R^5 is halo;

R^6 is C_{1-4}alkyl or C_{1-4}haloalkyl, wherein said C_{1-4}alkyl or C_{1-4}haloalkyl are each substituted with OR^c;

t is 0, 1, or 2;

R^a and R^b are each independently selected from is selected from halo, C_{1-4}alkyl, C_{1-4}haloalkyl, C_{1-4}alkoxy, and C_{1-4}haloalkoxy,

R^c is C_{1-4}alkyl optionally substituted with C_{3-6} cycloalkyl or C_{1-4}alkoxy, or C_{3-6} cycloalkyl; and

R^d is hydrogen or C_{1-4}alkyl;

provided the compound is not a compound having the formula:

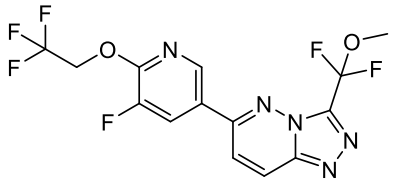

or

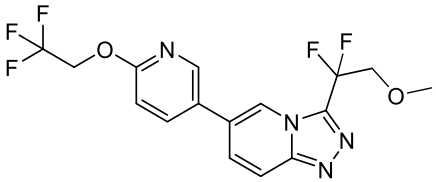

; or a pharmaceutically acceptable salt thereof, in the manufacture of a medicament for reducing severity, number and/or frequency of seizures in a subject in need thereof.

In some examples, the subject has a condition relating to aberrant function of a sodium ion channel. In some examples, the condition relating to aberrant function of a sodium ion channel is a neurological disorder. In some examples, the neurological disorder is a disorder associated with excessive neuronal excitability. In some examples, the neurological disorder is associated with one or more *de novo* gain-of-function or loss-of-function mutations in central nervous system sodium ion channel genes.

In some examples, the condition is epilepsy, an epilepsy syndrome or encephalopathy. In some examples, the condition is a genetic epilepsy or a genetic epilepsy syndrome. In some examples, the condition is pediatric epilepsy or a pediatric epilepsy syndrome.

In some examples, the condition is selected from the group consisting of malignant migrating focal seizures of infancy (MMFSI), epilepsy of infancy with migrating focal seizures (EIMFS), autosomal dominant nocturnal frontal lobe epilepsy (ADNFLE),

West syndrome, infantile spasms, epileptic encephalopathy, focal epilepsy, Ohtahara syndrome, developmental and epileptic encephalopathy, Lennox-Gastaut syndrome, seizures, leukodystrophy, leukoencephalopathy, intellectual disability, multifocal epilepsy, drug-resistant epilepsy, temporal lobe epilepsy and cerebellar ataxia. In some examples, the condition is epileptic encephalopathy.

In some examples, the condition is selected from the group consisting of epileptic encephalopathy with SCN1A, SCN2A and/or SCN8A mutation, early infantile epileptic encephalopathy, Dravet syndrome, Dravet syndrome with SCN1A mutation, generalized

epilepsy with febrile seizures, intractable childhood epilepsy with generalized tonic-clonic seizures, infantile spasms, benign familial neonatal-infantile seizures, SCN2A epileptic encephalopathy, focal epilepsy with SCN3A mutation, cryptogenic pediatric partial epilepsy with SCN3A mutation, SCN8A epileptic encephalopathy, Rasmussen encephalitis, malignant migrating partial seizures of infancy, autosomal dominant nocturnal frontal lobe epilepsy, KCNQ2 epileptic encephalopathy and KCNT1 epileptic encephalopathy.

In some examples, the condition is Tuberous Sclerosis Complex (TSC).

In some examples, the compound is of Formula (I-a):

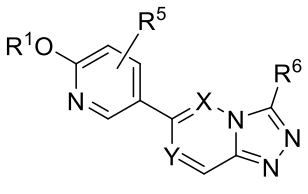
(I-a),

or a pharmaceutically acceptable salt thereof.

In some examples, the compound is of Formula (I-b):

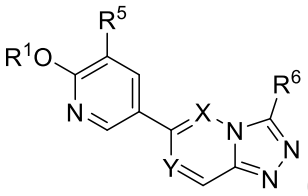
(I-b),

or a pharmaceutically acceptable salt thereof.

In some examples, the compound is of Formula (I-c):

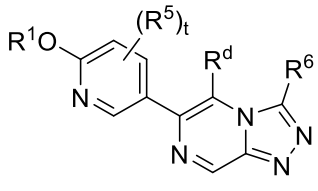
(I-c),

or a pharmaceutically acceptable salt thereof.

In some examples, the compound is of Formula (II):

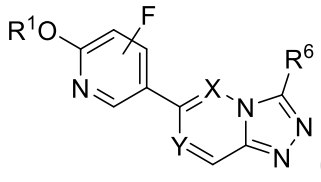
(II),

or a pharmaceutically acceptable salt thereof.

In some examples, the compound is of Formula III:

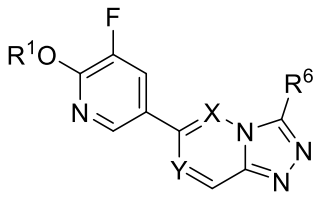
(III),

or a pharmaceutically acceptable salt thereof.

In some examples, the compound is of Formula IV:

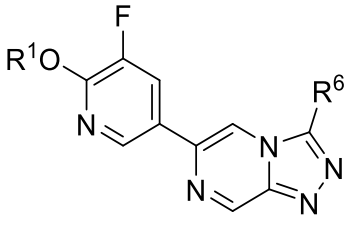
(IV);

or a pharmaceutically acceptable salt thereof.

In some examples, the compound is Compound 1 of the following formula:

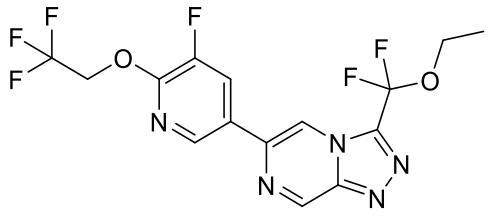
,

or a pharmaceutically acceptable salt thereof.

The present disclosure also provides a method of preferentially inhibiting persistent sodium current (INa) over peak sodium current (INa) in a neuron, said method comprising contacting said neuron with an effective amount of a compound of Formula (I):

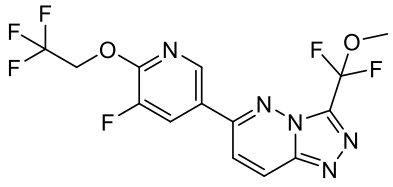 or 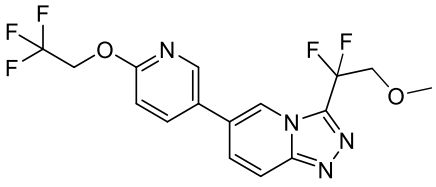 ; or a pharmaceutically acceptable salt thereof.

In another aspect, the present disclosure provides use of a compound of Formula (I):

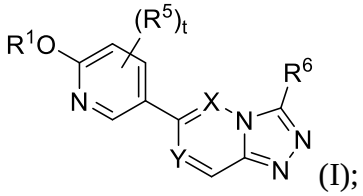 (I);

or a pharmaceutically acceptable salt thereof, wherein:

X and Y are each independently CR^d or N;

R^1 is 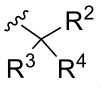 , monocyclic C_{3-6} cycloalkyl, or 4- to 7-membered monocyclic heterocyclyl, wherein said cycloalkyl and heterocyclyl are optionally substituted with one or more R^a;

R^2 is C_{1-4}haloalkyl, phenyl, or monocyclic C_{3-6} cycloalkyl optionally substituted with one or more R^b;

R^3 is hydrogen, C_{1-4}alkyl, or C_{1-4}haloalkyl;

R^4 is hydrogen or C_{1-4}alkyl;

R^5 is halo;

R^6 is C_{1-4}alkyl or C_{1-4}haloalkyl, wherein said C_{1-4}alkyl or C_{1-4}haloalkyl are each substituted with OR^c;

t is 0, 1, or 2;

R^a and R^b are each independently selected from is selected from halo, C_{1-4}alkyl, C_{1-4}haloalkyl, C_{1-4}alkoxy, and C_{1-4}haloalkoxy,

R^c is C_{1-4}alkyl optionally substituted with C_{3-6} cycloalkyl or C_{1-4}alkoxy, or C_{3-6} cycloalkyl; and

R^d is hydrogen or C_{1-4}alkyl;

provided the compound is not a compound having the formula:

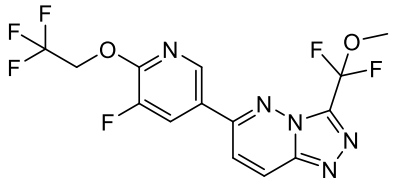 or 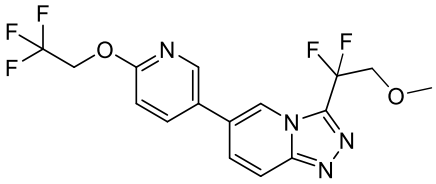 ; or a pharmaceutically acceptable salt thereof, in the manufacture of a medicament for preferentially inhibiting persistent sodium current (INa) over peak sodium current (INa) in a neuron.

In some examples, the neuron is in a subject.

In some examples, the subject has a condition relating to aberrant function of a sodium ion channel. In some examples, the condition relating to aberrant function of a sodium ion channel is a neurological disorder. In some examples, the neurological disorder is a disorder associated with excessive neuronal excitability. In some examples, the neurological disorder is associated with one or more *de novo* gain-of-function or loss-of-function mutations in central nervous system sodium ion channel genes.

In some examples, the condition is epilepsy, an epilepsy syndrome or encephalopathy. In some examples, the condition is a genetic epilepsy or a genetic epilepsy syndrome. In some examples, the condition is a pediatric epilepsy or a pediatric epilepsy syndrome.

In some examples, the condition is selected from the group consisting of malignant migrating focal seizures of infancy (MMFSI), epilepsy of infancy with migrating focal seizures (EIMFS), autosomal dominant nocturnal frontal lobe epilepsy (ADNFLE), West syndrome, infantile spasms, epileptic encephalopathy, focal epilepsy, Ohtahara syndrome, developmental and epileptic encephalopathy, Lennox-Gastaut syndrome, seizures, leukodystrophy, leukoencephalopathy, intellectual disability, multifocal epilepsy, drug-resistant epilepsy, temporal lobe epilepsy and cerebellar ataxia. In some examples, the condition is epileptic encephalopathy.

In some examples, the condition is selected from the group consisting of epileptic encephalopathy with SCN1A, SCN2A and/or SCN8A mutation, early infantile epileptic encephalopathy, Dravet syndrome, Dravet syndrome with SCN1A mutation, generalized epilepsy with febrile seizures, intractable childhood epilepsy with generalized tonic-clonic seizures, infantile spasms, benign familial neonatal-infantile seizures, SCN2A epileptic encephalopathy, focal epilepsy with SCN3A mutation, cryptogenic pediatric partial epilepsy with SCN3A mutation, SCN8A epileptic encephalopathy, Rasmussen encephalitis, malignant

migrating partial seizures of infancy, autosomal dominant nocturnal frontal lobe epilepsy, KCNQ2 epileptic encephalopathy and KCNT1 epileptic encephalopathy.

In some examples, the condition is Tuberous Sclerosis Complex (TSC).

In some examples, the compound is of Formula (I-a):

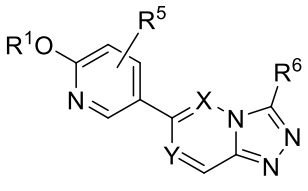
(I-a),

or a pharmaceutically acceptable salt thereof.

In some examples, the compound is of Formula (I-b):

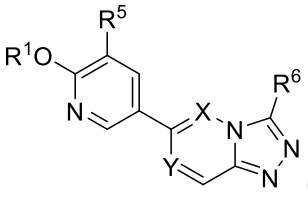
(I-b),

or a pharmaceutically acceptable salt thereof.

In some examples, the compound is of Formula (I-c):

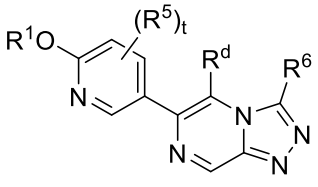
(I-c),

or a pharmaceutically acceptable salt thereof.

In some examples, the compound is of Formula (II):

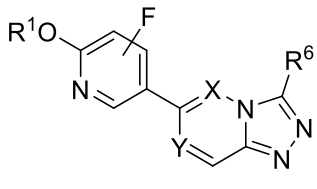
(II),

or a pharmaceutically acceptable salt thereof.

In some examples, the compound is of Formula III:

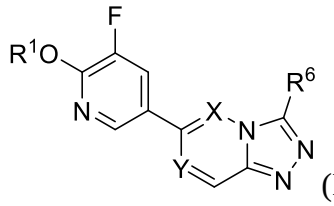
(III),

or a pharmaceutically acceptable salt thereof.

In some examples, the compound is of Formula IV:

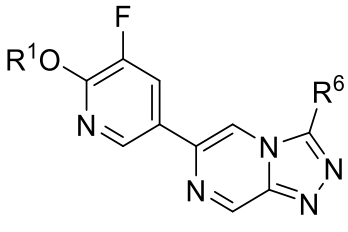
(IV);

or a pharmaceutically acceptable salt thereof.

In some examples, the compound is Compound 1 of the following formula:

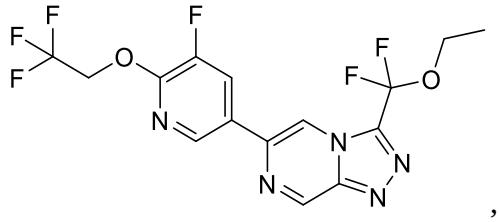
,

or a pharmaceutically acceptable salt thereof.

In some examples, the subject is a human.

Brief Description of the Drawings

The accompanying drawings, which are incorporated in and constitute a part of this specification, illustrate certain embodiments, and together with the written description, serve to explain certain principles of the methods and devices disclosed herein.

We claim:

1. Use of a compound of Formula (I):

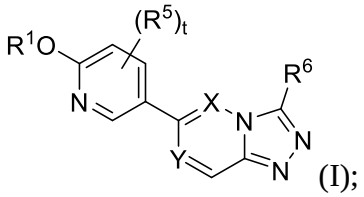

(I);

or a pharmaceutically acceptable salt thereof, wherein:

X and Y are each independently CR^d or N;

R^1 is  , monocyclic C_{3-6} cycloalkyl, or 4- to 7-membered monocyclic heterocyclyl, wherein said cycloalkyl and heterocyclyl are optionally substituted with one or more R^a;

R^2 is C_{1-4}haloalkyl, phenyl, or monocyclic C_{3-6} cycloalkyl optionally substituted with one or more R^b;

R^3 is hydrogen, C_{1-4}alkyl, or C_{1-4}haloalkyl;

R^4 is hydrogen or C_{1-4}alkyl;

R^5 is halo;

R^6 is C_{1-4}alkyl or C_{1-4}haloalkyl, wherein said C_{1-4}alkyl or C_{1-4}haloalkyl are each substituted with OR^c;

t is 0, 1, or 2;

R^a and R^b are each independently selected from is selected from halo, C_{1-4}alkyl, C_{1-4}haloalkyl, C_{1-4}alkoxy, and C_{1-4}haloalkoxy,

R^c is C_{1-4}alkyl optionally substituted with C_{3-6} cycloalkyl or C_{1-4}alkoxy, or C_{3-6} cycloalkyl; and

R^d is hydrogen or C_{1-4}alkyl;

provided the compound is not a compound having the formula:

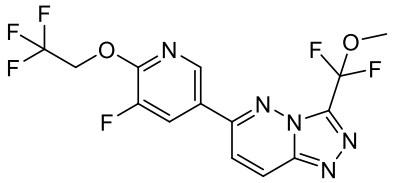 or 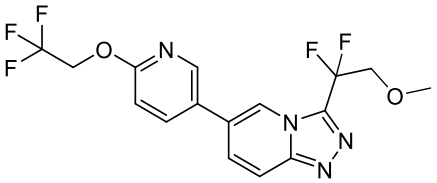 ; or a pharmaceutically acceptable salt thereof, in the manufacture of a medicament for treating a condition relating to aberrant function of a sodium ion channel in a subject in need thereof,

wherein the compound of Formula (I), or a pharmaceutically acceptable salt thereof, is at a dose of about 1 mg to about 150 mg.

2. The use of claim 1, wherein the dose is about 1 mg, about 5 mg, about 10 mg, about 15 mg, about 20 mg, about 25 mg, about 30 mg, about 35 mg, about 40 mg, about 45 mg, about 50 mg, about 55 mg, about 60 mg, about 65 mg, about 70 mg, about 75 mg, about 80 mg, about 85 mg, about 90 mg, about 95 mg, about 100 mg, about 105 mg, about 110 mg, about 115 mg, about 120 mg, about 125 mg, about 130 mg, about 135 mg, about 140 mg, about 145 mg or about 150 mg.

3. Use of a compound of Formula (I):

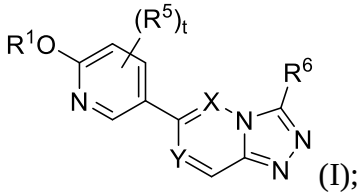 (I);

or a pharmaceutically acceptable salt thereof, wherein:

X and Y are each independently CR^d or N;

R^1 is 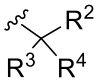 , monocyclic C_{3-6} cycloalkyl, or 4- to 7-membered monocyclic heterocyclyl, wherein said cycloalkyl and heterocyclyl are optionally substituted with one or more R^a;

R^2 is C_{1-4}haloalkyl, phenyl, or monocyclic C_{3-6} cycloalkyl optionally substituted with one or more R^b;

R^3 is hydrogen, C_{1-4}alkyl, or C_{1-4}haloalkyl;

R^4 is hydrogen or C_{1-4}alkyl;

R^5 is halo;

R^6 is C_{1-4}alkyl or C_{1-4}haloalkyl, wherein said C_{1-4}alkyl or C_{1-4}haloalkyl are each substituted with OR^c;

t is 0, 1, or 2;

R^a and R^b are each independently selected from is selected from halo, C_{1-4}alkyl, C_{1-4}haloalkyl, C_{1-4}alkoxy, and C_{1-4}haloalkoxy,

R^c is C_{1-4}alkyl optionally substituted with C_{3-6} cycloalkyl or C_{1-4}alkoxy, or C_{3-6} cycloalkyl; and

R^d is hydrogen or C_{1-4}alkyl;

provided the compound is not a compound having the formula:

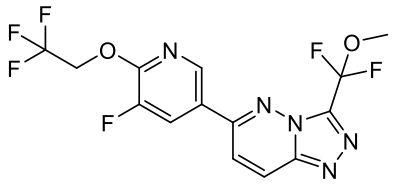

or
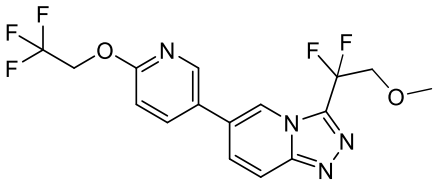

; or a pharmaceutically acceptable salt thereof, in the manufacture of a medicament for treating a condition relating to aberrant function of a sodium ion channel in a subject in need thereof,

wherein the compound of Formula (I), or a pharmaceutically acceptable salt thereof, is at a dose of about 0.25 mg/kg/day to about 1 mg/kg/day.

4. The use of claim 3, wherein the dose is about 0.25 mg/kg/day, about 0.30 mg/kg/day, about 0.35 mg/kg/day, about 0.40 mg/kg/day, about 0.45 mg/kg/day, about 0.50 mg/kg/day, about 0.55 mg/kg/day, about 0.60 mg/kg/day, about 0.65 mg/kg/day, about 0.65 mg/kg/day, about 70 mg/kg/day, about 0.75 mg/kg/day, about 0.80 mg/kg/day, about 0.85 mg/kg/day, about 0.90 mg/kg/day, about 0.95 mg/kg/day or about 1.0 mg/kg/day.

5. The use of any one of claims 1-4, wherein the treating results in a reduction in the severity, number and/or frequency of seizures experienced by the subject as compared to the

severity, number and/or frequency of seizures experienced by the subject prior to administration of the compound; and/or wherein the treating does not result in ataxia, lethargy and vomiting in the subject.

6. Use of a compound of Formula (I):

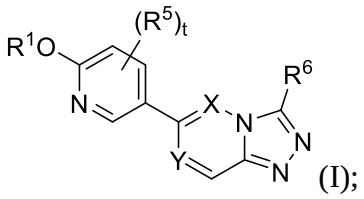

(I);

or a pharmaceutically acceptable salt thereof, wherein:

X and Y are each independently CR^d or N;

R^1 is 

, monocyclic C_{3-6} cycloalkyl, or 4- to 7-membered monocyclic heterocyclyl, wherein said cycloalkyl and heterocyclyl are optionally substituted with one or more R^a;

R^2 is C_{1-4}haloalkyl, phenyl, or monocyclic C_{3-6} cycloalkyl optionally substituted with one or more R^b;

R^3 is hydrogen, C_{1-4}alkyl, or C_{1-4}haloalkyl;

R^4 is hydrogen or C_{1-4}alkyl;

R^5 is halo;

R^6 is C_{1-4}alkyl or C_{1-4}haloalkyl, wherein said C_{1-4}alkyl or C_{1-4}haloalkyl are each substituted with OR^c;

t is 0, 1, or 2;

R^a and R^b are each independently selected from is selected from halo, C_{1-4}alkyl, C_{1-4}haloalkyl, C_{1-4}alkoxy, and C_{1-4}haloalkoxy,

R^c is C_{1-4}alkyl optionally substituted with C_{3-6} cycloalkyl or C_{1-4}alkoxy, or C_{3-6} cycloalkyl; and

R^d is hydrogen or C_{1-4}alkyl;

provided the compound is not a compound having the formula:

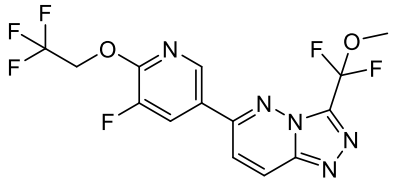 or 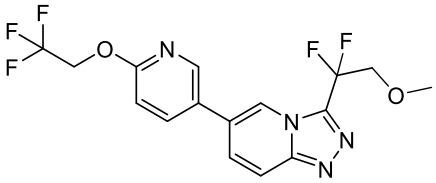 ; or a pharmaceutically acceptable salt thereof, in the manufacture of a medicament for reducing severity, number and/or frequency of seizures in a subject in need thereof.

7. The use of claim 6, wherein the subject has a condition relating to aberrant function of a sodium ion channel.

8. The use of any one of claims 1-5 and 7, wherein the condition relating to aberrant function of a sodium ion channel is a neurological disorder; optionally wherein said neurological disorder is a disorder associated with excessive neuronal excitability; and/or wherein said neurological disorder is associated with one or more *de novo* gain-of-function or loss-of-function mutations in central nervous system sodium ion channel genes.

9. The use of claim 8, wherein the condition is epilepsy, an epilepsy syndrome or encephalopathy; optionally wherein the condition is a genetic epilepsy or a genetic epilepsy syndrome; and/or wherein the condition is a pediatric epilepsy or a pediatric epilepsy syndrome.

10. The use of any one of claims 1-5 and 7-9, wherein the condition is selected from the group consisting of malignant migrating focal seizures of infancy (MMFSI), epilepsy of infancy with migrating focal seizures (EIMFS), autosomal dominant nocturnal frontal lobe epilepsy (ADNFLE), West syndrome, infantile spasms, epileptic encephalopathy, focal epilepsy, Ohtahara syndrome, developmental and epileptic encephalopathy, Lennox-Gastaut syndrome, seizures, leukodystrophy, leukoencephalopathy, intellectual disability, multifocal epilepsy, drug-resistant epilepsy, temporal lobe epilepsy and cerebellar ataxia; optionally wherein the condition is epileptic encephalopathy; or wherein the condition is selected from the group consisting of epileptic encephalopathy with SCN1A mutation, epileptic encephalopathy with SCN2A mutation, epileptic encephalopathy with SCN8A mutation, early infantile epileptic encephalopathy, Dravet syndrome, Dravet syndrome with SCN1A

mutation, generalized epilepsy with febrile seizures, intractable childhood epilepsy with generalized tonic-clonic seizures, infantile spasms, benign familial neonatal-infantile seizures, focal epilepsy with SCN3A mutation, cryptogenic pediatric partial epilepsy with SCN3A mutation, Rasmussen encephalitis, malignant migrating partial seizures of infancy, autosomal dominant nocturnal frontal lobe epilepsy, KCNQ2 epileptic encephalopathy and KCNT1 epileptic encephalopathy; optionally wherein the condition is Tuberous Sclerosis Complex (TSC).

11. The use of any one of claims 1-10, wherein the compound is Compound 1 of the following formula:

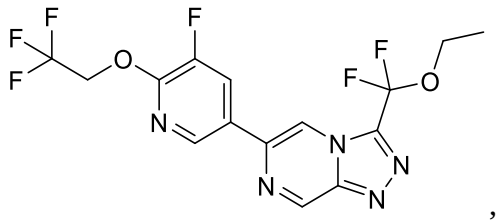

,

or a pharmaceutically acceptable salt thereof.

12. Use of a compound of Formula (I):

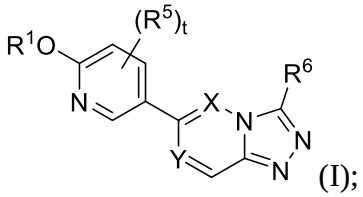

(I);

or a pharmaceutically acceptable salt thereof, wherein:

X and Y are each independently CR^d or N;

R^1 is 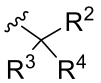 , monocyclic C_{3-6} cycloalkyl, or 4- to 7-membered monocyclic heterocyclyl, wherein said cycloalkyl and heterocyclyl are optionally substituted with one or more R^a;

R^2 is C_{1-4}haloalkyl, phenyl, or monocyclic C_{3-6} cycloalkyl optionally substituted with one or more R^b;

R^3 is hydrogen, C_{1-4}alkyl, or C_{1-4}haloalkyl;

R^4 is hydrogen or C_{1-4}alkyl;

R^5 is halo;

R^6 is C_{1-4}alkyl or C_{1-4}haloalkyl, wherein said C_{1-4}alkyl or C_{1-4}haloalkyl are each substituted with OR^c;

t is 0, 1, or 2;

R^a and R^b are each independently selected from is selected from halo, C_{1-4}alkyl, C_{1-4}haloalkyl, C_{1-4}alkoxy, and C_{1-4}haloalkoxy,

R^c is C_{1-4}alkyl optionally substituted with C_{3-6} cycloalkyl or C_{1-4}alkoxy, or C_{3-6} cycloalkyl; and

R^d is hydrogen or C_{1-4}alkyl;

provided the compound is not a compound having the formula:

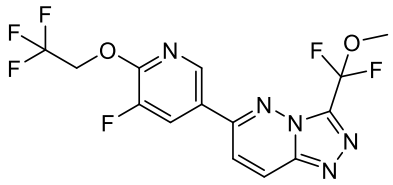

or

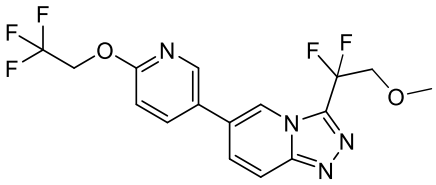

; or a pharmaceutically acceptable salt thereof, in the manufacture of a medicament for preferentially inhibiting persistent sodium current (INa) over peak sodium current (INa) in a neuron.

13. The use of claim 12, wherein said neuron is in a subject.

14. The use of claim 13, wherein the subject has a condition relating to aberrant function of a sodium ion channel.

15. The use of claim 14, wherein the condition relating to aberrant function of a sodium ion channel is a neurological disorder; optionally wherein said neurological disorder is a disorder associated with excessive neuronal excitability; and/or wherein said neurological disorder is associated with one or more *de novo* gain-of-function or loss-of-function mutations in central nervous system sodium ion channel genes.

16. The use of claim 14 or 15, wherein the condition is epilepsy, an epilepsy syndrome or encephalopathy; optionally wherein the condition is a genetic epilepsy or a genetic epilepsy syndrome; and/or wherein the condition is a pediatric epilepsy or a pediatric epilepsy syndrome.

17. The use of any one of claims 14-16, wherein the condition is selected from the group consisting of malignant migrating focal seizures of infancy (MMFSI), epilepsy of infancy with migrating focal seizures (EIMFS), autosomal dominant nocturnal frontal lobe epilepsy (ADNFLE), West syndrome, infantile spasms, epileptic encephalopathy, focal epilepsy, Ohtahara syndrome, developmental and epileptic encephalopathy, Lennox-Gastaut syndrome, seizures, leukodystrophy, leukoencephalopathy, intellectual disability, multifocal epilepsy, drug-resistant epilepsy, temporal lobe epilepsy and cerebellar ataxia; optionally wherein the condition is epileptic encephalopathy; and/or wherein the condition is selected from the group consisting of epileptic encephalopathy with SCN1A mutation, epileptic encephalopathy with SCN2A mutation, epileptic encephalopathy with SCN8A mutation, early infantile epileptic encephalopathy, Dravet syndrome, Dravet syndrome with SCN1A mutation, generalized epilepsy with febrile seizures, intractable childhood epilepsy with generalized tonic-clonic seizures, infantile spasms, benign familial neonatal-infantile seizures, focal epilepsy with SCN3A mutation, cryptogenic pediatric partial epilepsy with SCN3A mutation, Rasmussen encephalitis, malignant migrating partial seizures of infancy, autosomal dominant nocturnal frontal lobe epilepsy, KCNQ2 epileptic encephalopathy and KCNT1 epileptic encephalopathy; optionally wherein the condition is Tuberous Sclerosis Complex (TSC).

18. The use of any one of claims 14-17, wherein the compound is Compound 1 of the following formula:

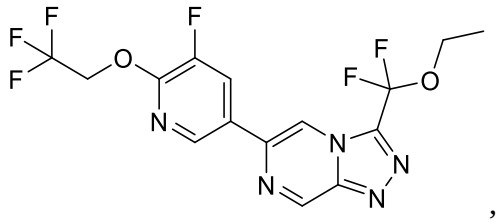

,

or a pharmaceutically acceptable salt thereof.

19. The use of any one of claims 1-18, wherein the subject is a human.