VACCINES

The present invention relates to novel vaccine compositions, as well as the use of one or more antigens derived from *H.influenzae* in the manufacture of an influenza vaccine and to methods of vaccination against influenza virus infection.

In patients with chronic obstructive lung disease (COLD) morbidity and mortality are associated with acute episodes of bronchitis. The upper respiratory tract of such patients is commonly colonised with *Haemophilus influenzae* and/or *Streptococcus pneumoniae*.

Influenza is a common disease which affects large numbers of people every year. It is particularly life threatening in the elderly (indeed 85% of deaths associated with the disease occur in patients over 75) the very young and those whose immune systems are already weakened through the effects of another infection.

In addition, interaction between the influenza virus and *H. influenzae* in particular, can increase infectivity of both organisms. It is thought that the virus reduces physical aspects of a host's defence, e.g. by damaging cilia, which will lead to increased bacterial colonisation. Meanwhile, enzymes produced by, *inter alia*, *H. influenzae* and the inflamed bronchus (Scheiblauer *et al*, *J. Infect. Dis.* **166**: 783-791 (1992); Keikkinen *et al*, *Options for the Control of Influenza II*, Edited by Hannonn, C., Kendal, A. P., Klenk, H. D., Ruben, F. L., Amsterdam, Elsevier: 431-434 (1993)) cleave the distal end of haemagglutinin (Walker, J. A., Kawaoka, Y., *J. Gen. Virol.* **74**: 311-314 (1993)) which in turn

increases virus infectivity. The result of these effects is a vicious cycle of interaction between bacteria and virus.

We have now demonstrated that infection with the influenza virus does indeed lead to very large increases in bacterial colonisation of the lungs, which in turn can lead to death. Based on this, therefore, we have found that protection against influenza can be afforded by vaccines against bacterial infections, eg *H.influenzae* vaccines. EP-A-0225329 describes such vaccines.

In addition, simultaneous vaccination against influenza virus and *H. influenzae* may provide synergistic levels of protection against lower respiratory tract infection.

Thus, in a first aspect, the present invention provides a vaccine for use in the prevention of influenza which comprises at least one antigen derived from *H.influenzae*.

Such a vaccine will prevent the large scale bacterial population growth associated with influenza virus infection and hence will protect a subject against the detrimental effects of the virus infection associated with the bacterial growth.

In addition, since it is the influenza virus infection itself which triggers the bacterial proliferation, a combination vaccine comprising at least one antigen from both *H.influenzae* and influenza virus will be particularly effective in protecting a subject.

Thus, in a second aspect, the present invention provides a vaccine comprising:

(i) at least one antigen derived from *H. influenzae*; and

(ii) at least one antigen derived from influenza virus.

Such a combination vaccine will provide effective protection against influenza and may also result in enhanced levels of protection against lower respiratory tract infection *per se*. Suitable influenza virus vaccines are described in, for example, WO-A-9116073.

The *H. influenzae* antigen(s) can be derived from e.g. live bacteria or killed bacteria. The antigen(s) can be isolated or presented in the form of whole cells. The influenza virus antigen(s) can be provided in the form of irradiated virus particles.

It is also possible to administer the individual components separately to induce immunity against both particular bacteria, e.g. *H. influenzae*, and influenza virus. Therefore, in a third aspect, the present invention provides a vaccine comprising:

(i) at least one antigen derived from *H. influenzae*; and

(ii) at least one antigen derived from influenza virus;

for simultaneous, separate or sequential use.

Suitably, in the above-noted combination vaccines the vaccines of EP-A-0225329 and WO-A-9116073 can be used.

Another advantage of the vaccine compositions of the invention is that they produce a mucosal immune response which is particularly desired for combatting lower respiratory tract infection.

In preferred embodiments of the above aspects, the vaccines can be administered as nasal drops, or as "drops under the tongue", i.e. as a sub-lingual preparation.

In other embodiments, the *H.influenzae* vaccine or vaccine component is an enteric vaccine. This may be in the form of tablets, especially enteric coated tablets, granules, capsules or dragees for oral administration, or provided e.g. as suppositories for rectal administration. The dosage unit form may contain from approximately 10^9 bacteria to approximately 10^{13} bacteria, preferably from approximately 10^{10} bacteria to approximately 10^{12} bacteria, together with suitable carriers or organic of inorganic nature.

Suitable carriers are especially fillers, such as sugars, for example lactose, saccharose, mannitol or sorbitol, cellulose preparations and/or calcium phosphates, for example tricalcium phosphate or calcium hydrogen phosphate, amino acids, for example glycine, also binders, such as starch pastes using, for example, corn wheat, rice or potato starch, gelatine, tragacanth, methylcellulose, hydroxypropylmethylcellulose, sodium carboxymethylcellulose and polyvinylpyrrolidone, and/or, if desired, disintegrators, such as the above-mentioned starches and also carboxymethyl starch, cross-linked polyvinylpyrrolidone, agar, alginic acid or a salt thereof, such as sodium alginate. Adjuncts are especially flow-regulating agents and lubricants, for

example, silica, talc, stearic acid or salts thereof, such as magnesium stearate or calcium stearate, and/or polyethylene glycol, further choleretic agents, e.g. sodium taurocholate, sodium tauroglycocholate or ox bile. Dragee cores are provided with suitable coatings that may be resistant to gastric juices, there being used, *inter alia*, concentrated sugar solutions which may contain gum arabic, talc, polyvinylpyrrolidone, polyethylene glycol and/or titanium dioxide, lacquer solutions in suitable organic solvents or solvent mixtures, or, for the production of coatings that are resistant to gastric juices, solutions of suitable cellulose preparations, such as acetylcellulose phthalate or hydroxypropylmethylcellulose phthalate. Dyes or pigments can be added to the tablets or dragee coatings, for example for identification purposes or to indicate different doses of active ingredient.

The bacteria may be cultured and then killed, lyophilised and/or dried, mixed with carriers, fillers and adjuncts, using methods well known in the art. For instance, the bacteria may be grown on plates, e.g. agar plates containing various nutrients, for example blood or "chocolate" agar plates, or in suspension in fermentation broth containing nutrients in dissolved form, e.g. milk hydrolysates, lactalbumin hydrolysates, corn steep liquors, glucose, starches, tryptic soy broth and the like, and growth stimulating substances, e.g. hormones and coenzymes, also in the form of serum dilutions, for example of horse serum or foetal calf serum. The cultures must be kept under strictly aseptic conditions, and optionally small amounts of antibiotics, e.g. bacitracin, are added to prevent overgrow by unwanted bacteria.

The organisms are killed, for example with formalin, phenol or ether, optionally homogenised and washed extensively. Sterility of the killed bacteria has to be tested carefully, e.g. by inoculation into a medium or an agar plate known to allow rapid growth of viable bacteria. Pharmaceutical preparations for oral or rectal administration are obtained from killed bacteria by conventional lyophilising, drying, mixing, granulating and/or confectioning processes under sterile conditions.

The vaccines of WO-A-9116073 are particularly effective in inducing mucosal immunity, and as such represent the preferred form for presenting the viral antigen(s). These vaccine compositions can be administered orally and thus oral vaccine combinations represent a further preferred embodiment of the present invention.

In a fourth aspect, the present invention provides a vaccine composition comprising:-

(i) an enteral non-adjuvenated non-bacterial vaccine comprising killed *H. influenzae* and optionally a pharmaceutical carrier; and

(ii) a vaccine comprising at least one antigen derived from influenza virus surface-associated with red blood cells or derivatives thereof;

for simultaneous, separate or sequential use.

Thus, in this aspect, the individual vaccine components of the composition can be delivered as a single composition. Alternatively, the individual components could be presented separately for simultaneous or

sequential administration.

This aspect of the invention is not limited to the use of whole red blood cells in the vaccine, because derivatives thereof, such as ghosts or membrane preparations, including parts of membranes, can also yield the desired enhanced mucosal immunogenicity. One observation has been that the use of red blood cells provides extremely uniform size particles within the optimal 5 to 10 μm range optimally taken up by Peyers patches. Thus, by the use of the invention, the influenza antigen can be effectively targeted to the Peyers patches, the "mucosal motor" for the activation of the common mucosal system.

The surface-association of the antigen(s) with the red blood cell or derivative may take place through adsorption or binding via liganding or other chemical modification. One alternative is to bind the antigen to a lectin or antibody (fragment) having specificity for red blood cell markers. Preferably, however, the association takes place through the interaction of an indigenous (i.e. naturally present) receptor on the red blood cell, the receptor having specificity either for the antigen itself or for a linking or haptenic group attached to the antigen.

For instance, the influenza haemagglutinin glycoprotein (HA) binds avidly to a surface receptor of chicken red blood cells (CRBC). Influenza preparations, either live attenuated or inactivated, can be directly bound via the HA and surface receptor to the red blood cell (or derivative). Virus purification from culture supernates and vaccine preparation can be achieved in a single step by the simple addition of the red blood cell (or

derivative) to the supernate. A preferred technique for preparing viral antigens utilizes gamma irradiation which appears to favourably maintain the antigenicity of the preparation.

EP-A-0225329 and WO-A-9116073 contain specific examples of the preparation of the individual vaccine components.

In a fifth aspect, the present invention provides the use of at least one antigen derived from *H.influenzae* in the manufacture of an influenza vaccine. In one embodiment the influenza vaccine also includes at least one antigen derived from influenza virus.

In a further aspect, the invention provides a method for immunising a subject against lower respiratory tract infection, eg influenza, which comprises administering to the subject an effective amount of a vaccine or a vaccine composition of the invention.

Preferred features of each aspect of the invention are as for each other aspect *mutatis mutandis*.

The invention will now be described with reference to the following example. The example refers to the figures in which:

FIGURE 1a: shows the level of NTHi in mouse lungs after single or mixed infection;

FIGURE 1b: shows the level of A/QLD in mouse lungs after single or mixed infection;

FIGURE 1c: shows the level of NTHi in mouse lungs after single or mixed infection; and

FIGURE 2: shows the level of NTHi in mouse lungs of immune and non-immune mice after single or mixed infection.

EXAMPLE 1: Enhanced infection in mixed NTHI/Influenza A/Qld respiratory infection of mice: Protection by pre-intestinal immunization with killed NTHI

Synergistic infection in the mouse model

Balb/c mice (unimmunized were infected with Non-typeable *Haemophilus influenzae* (NTHi) or influenza virus (A/Qld) or a mixture of both NTHi and A/Qld. 24-48h after infection the mice were killed by pentobarbitone overdose and bronchoalveolar lavage fluid (BAL) was collected and the remaining lung tissue homogenized (LH). Both BAL and LH were subjected to determination of surviving NTHi or A/Qld. Compared to sole infection with either A/Qld or NTHi the mixed infection induces an enhanced bacterial (1 log, Fig 1a; 2 logs, Fig 1c) and viral (0.5 log in LH, Fig 1b) infection.

Protection by pre-intetinal immunization with killed NTHi

Mice pre-immunized by intra-lumenal administration of killed NTHi followed by an intra-nasal boost with killed NTHi demonstrated protection against the increase in NTHi observed in the presence of A/Qld (Fig 2).

CLAIMS

1. A vaccine for use in the prevention of influenza which comprises at least one antigen derived from *H.influenzae*.

2. A vaccine comprising:

(i) at least one antigen derived from *H. influenzae*; and

(ii) at least one antigen derived from *H. influenza* virus.

3. A vaccine as claimed in claim 1 or claim 2 wherein the *H. influenza* antigens(s) is/are derived from killed bacteria.

4. A vaccine as claimed in claim 3 wherein the *H.influenzae* antigen(s) is provided in the form of whole killed bacterial cells.

5. A vaccine as claimed in any one of claims 2 to 4 wherein the antigen from influenza virus is provided as irradiated whole influenza virus.

6. A vaccine comprising:

(i) at least one antigen derived from *H. influenzae*; and

(ii) at least one antigen derived from influenza virus;

for simultaneous, separate or sequential use.

7. A vaccine as claimed in claim 6 modified by any one or more of the features of claims 3 to 5.

8. A vaccine as claimed in any one of claims 1 to 7 which is formulated for nasal administration.

9. A vaccine as claimed in any one of claims 1 to 7 which is formulated for sub-lingual administration.

10. A vaccine composition comprising:

(i) an enteral non-adjuvenated non-bacterial vaccine comprising killed *H. influenzae* and optionally a pharmaceutical carrier; and

(ii) a vaccine comprising at least one antigen derived from influenza virus surface-associated with red blood cells or derivatives thereof;

for simultaneous, separate or sequential use.

11. A vaccine as claimed in claim 10 modified by any one or more of the features of claims 3 to 5.

12. The use of at least one antigen derived from *H.influenzae* in the manufacture of an influenza vaccine.

13. The use as claimed in claim 12 wherein the influenza vaccine further comprises at least one antigen derived from influenza virus.

14. A method for immunising a subject against lower

This Sheet Has Been Replaced

respiratory tract infection, eg influenza, which comprises administering to the subject an effective amount of a vaccine as defined in any one of claims 1 to 11.

This Sheet Has Been Replaced

FIG. 1a

LEVEL OF NTHi IN MOUSE LUNGS AFTER SINGLE OR MIXED INFECTION

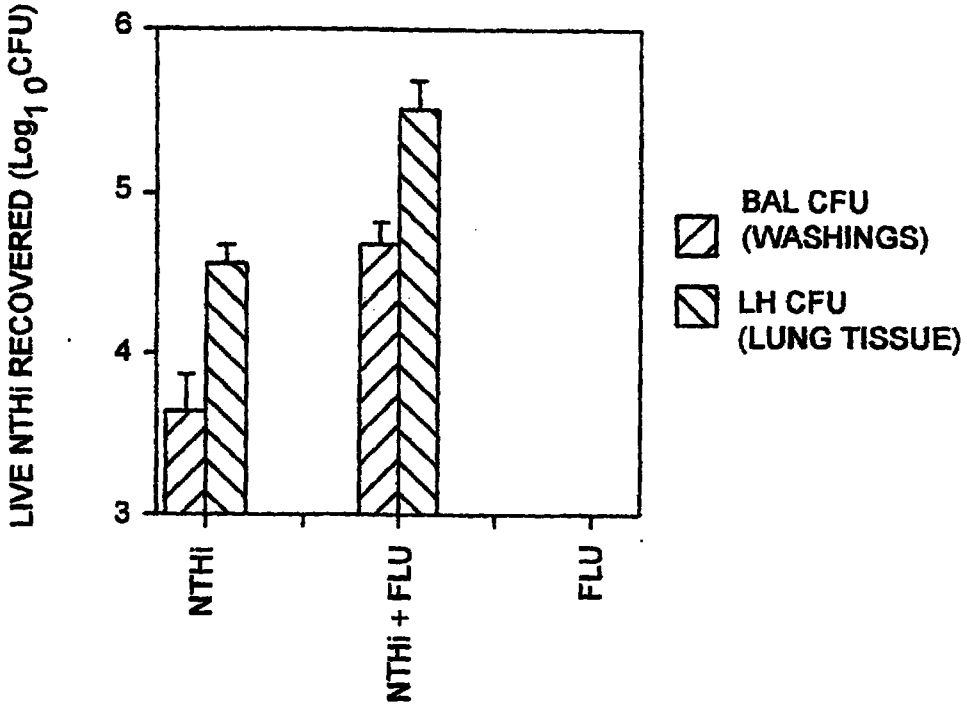

FIG. 1b

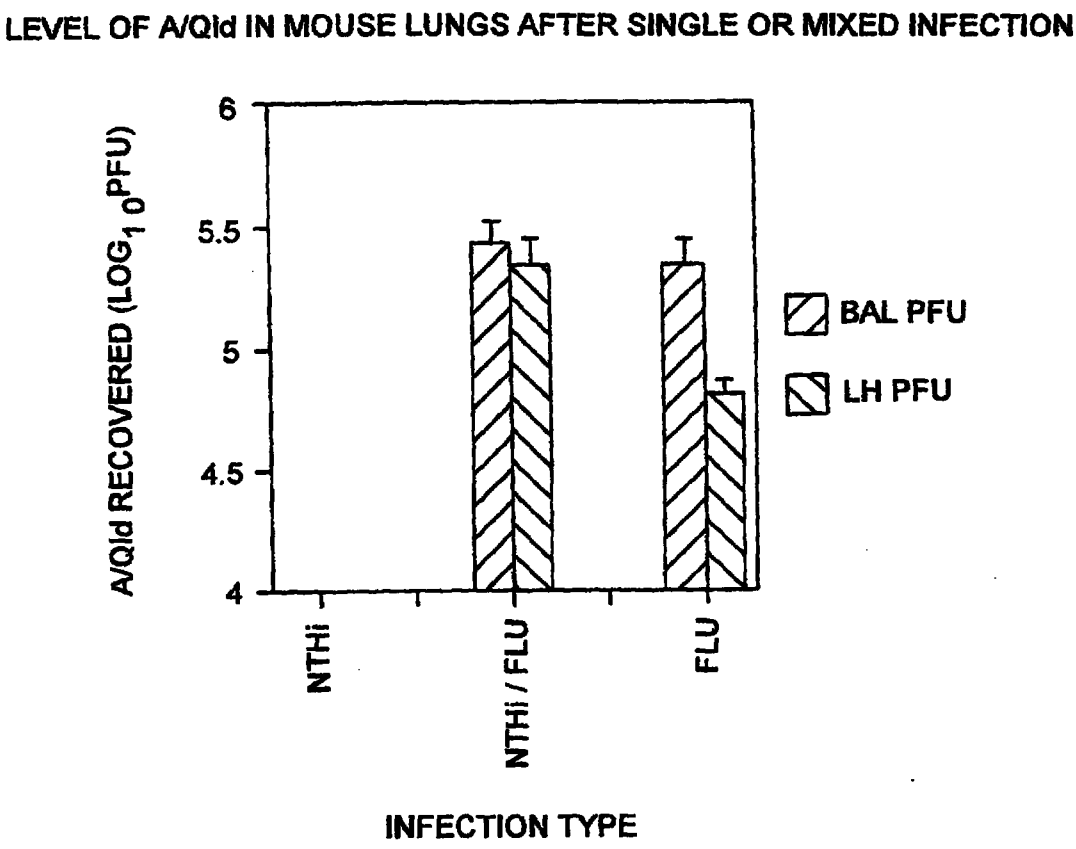
LEVEL OF A/Qid IN MOUSE LUNGS AFTER SINGLE OR MIXED INFECTION
A/Qid RECOVERED (LOG_{10} PFU)
6
5.5
5
4.5
4
NTHi
NTHi / FLU
FLU
BAL PFU
LH PFU
INFECTION TYPE

FIG. 1c

LEVEL OF A/Qld IN MOUSE LUNGS AFTER SINGLE OR MIXED INFECTION

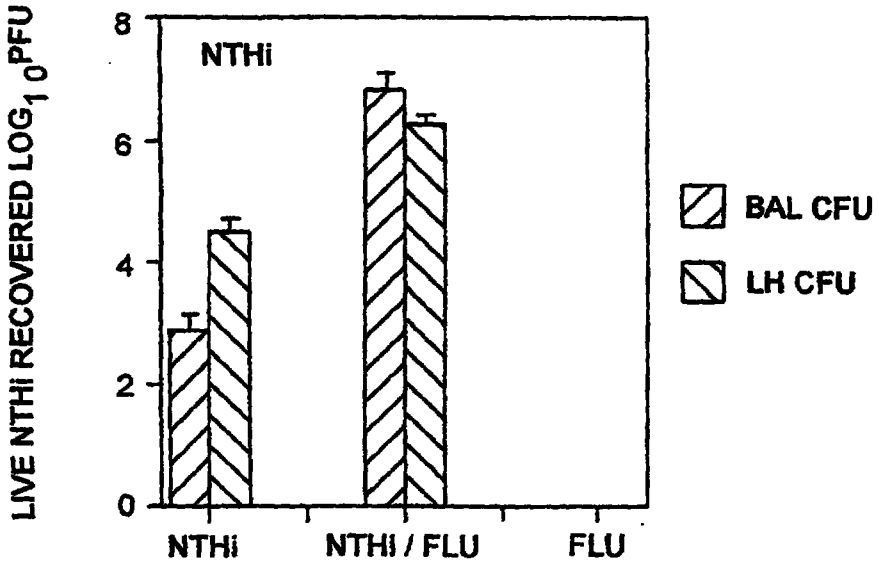

FIG. 2

LEVEL OF NTHi IN MOUSE LUNGS OF IMMUNE AND NON-IMMUNE MICE AFTER SINGLE OR MIXED INFECTION

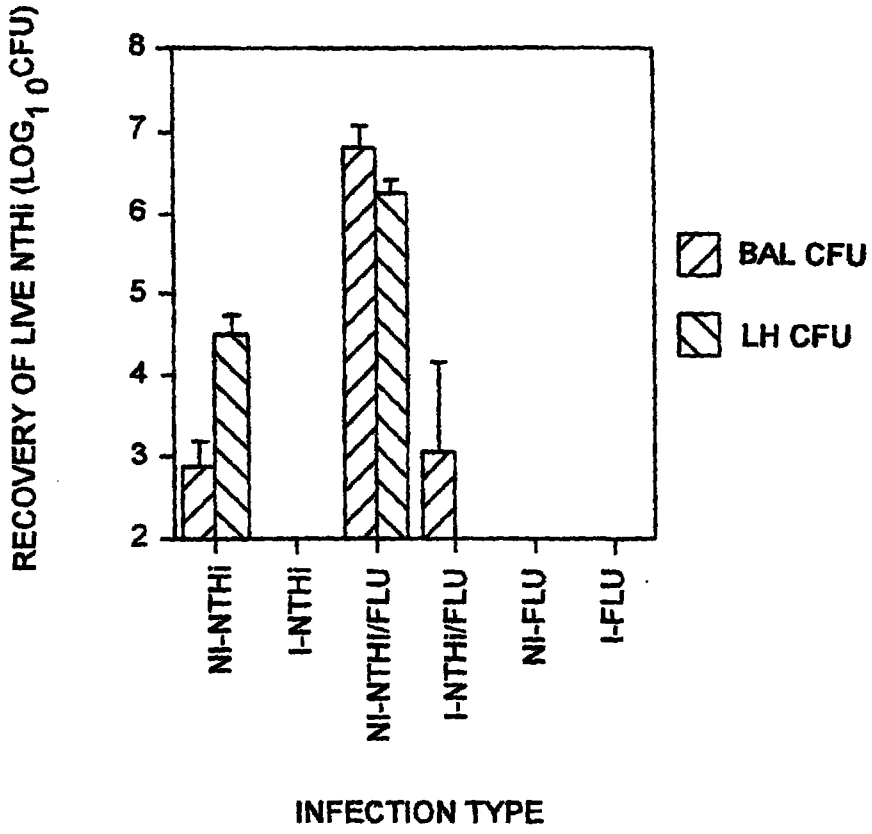

9802026-6
IBS

* C L M S *

for simultaneous, separate or sequential use.

7. A vaccine as claimed in claim 6 modified by any one or more of the features of claims 3 to 5.

8. A vaccine as claimed in any one of claims 1 to 7 which is formulated for nasal administration.

9. A vaccine as claimed in any one of claims 1 to 7 which is formulated for sub-lingual administration.

10. A vaccine composition comprising:

(i) an enteral non-adjuvenated non-bacterial vaccine comprising killed *H. influenzae* and optionally a pharmaceutical carrier; and

(ii) a vaccine comprising at least one antigen derived from influenza virus surface-associated with red blood cells or derivatives thereof;

for simultaneous, separate or sequential use.

11. A vaccine as claimed in claim 10 modified by any one or more of the features of claims 3 to 5.

12. The use of at least one antigen derived from *H.influenzae* in the manufacture of an influenza vaccine.

13. The use as claimed in claim 12 wherein the influenza vaccine further comprises at least one antigen derived from influenza virus.

REPLACEMENT SHEET
23 FEB 1998

9802026-6
IB05

PCT WORLD INTELLECTUAL PROPERTY ORGANIZATION
International Bureau

INTERNATIONAL APPLICATION PUBLISHED UNDER THE PATENT COOPERATION TREATY (PCT)

(51) International Patent Classification 6 :
A61K 39/295 // (A61K 39/295, 39:102, 39:145)

A1

(11) International Publication Number: WO 97/07818

(43) International Publication Date: 6 March 1997 (06.03.97)

(21) International Application Number: PCT/GB96/02048

(22) International Filing Date: 22 August 1996 (22.08.96)

(30) Priority Data:
9517269.8 23 August 1995 (23.08.95) GB

(71) Applicant *(for all designated States except US)*: AUSPHARM INTERNATIONAL LIMITED [AU/AU]; Level 2, 220 St. George's Terrace, Perth, W.A. 6000 (AU).

(71) Applicant *(for GB only)*: CHAPMAN, Paul, William [GB/GB]; Kilburn & Strode, 30 John Street, London WC1N 2DD (GB).

(72) Inventor; and
(75) Inventor/Applicant *(for US only)*: CLANCY, Robert, Llewellyn [AU/AU]; The University of Newcastle, Pathology, Level 3, David Maddison Clinical Sciences Building, Royal Newcastle Hospital, Newcastle, NSW 2300 (AU).

(74) Agents: CHAPMAN, Paul, William et al.; Kilburn & Strode, 30 John Street, London WC1N 2DD (GB).

(81) Designated States: AL, AM, AT, AU, AZ, BB, BG, BR, BY, CA, CH, CN, CU, CZ, DE, DK, EE, ES, FI, GB, GE, HU, IL, IS, JP, KE, KG, KP, KR, KZ, LK, LR, LS, LT, LU, LV, MD, MG, MK, MN, MW, MX, NO, NZ, PL, PT, RO, RU, SD, SE, SG, SI, SK, TJ, TM, TR, TT, UA, UG, US, UZ, VN, ARIPO patent (KE, LS, MW, SD, SZ, UG), Eurasian patent (AM, AZ, BY, KG, KZ, MD, RU, TJ, TM), European patent (AT, BE, CH, DE, DK, ES, FI, FR, GB, GR, IE, IT, LU, MC, NL, PT, SE), OAPI patent (BF, BJ, CF, CG, CI, CM, GA, GN, ML, MR, NE, SN, TD, TG).

Published
With international search report.

REPLACED SHEETS SG
Description : paged ..... to paged .....
✓ Claim(s) : paged ....11.. to paged ....12.....
Drawing(s) : paged ..... to paged .....
Abstract : paged ..... to paged .....
DATE OF RECEIPT .....

(54) Title: VACCINES

(57) Abstract

Vaccines useful in providing protection against lower respiratory tract infections are provided as well as methods of immunising a subject.