FIG. 29

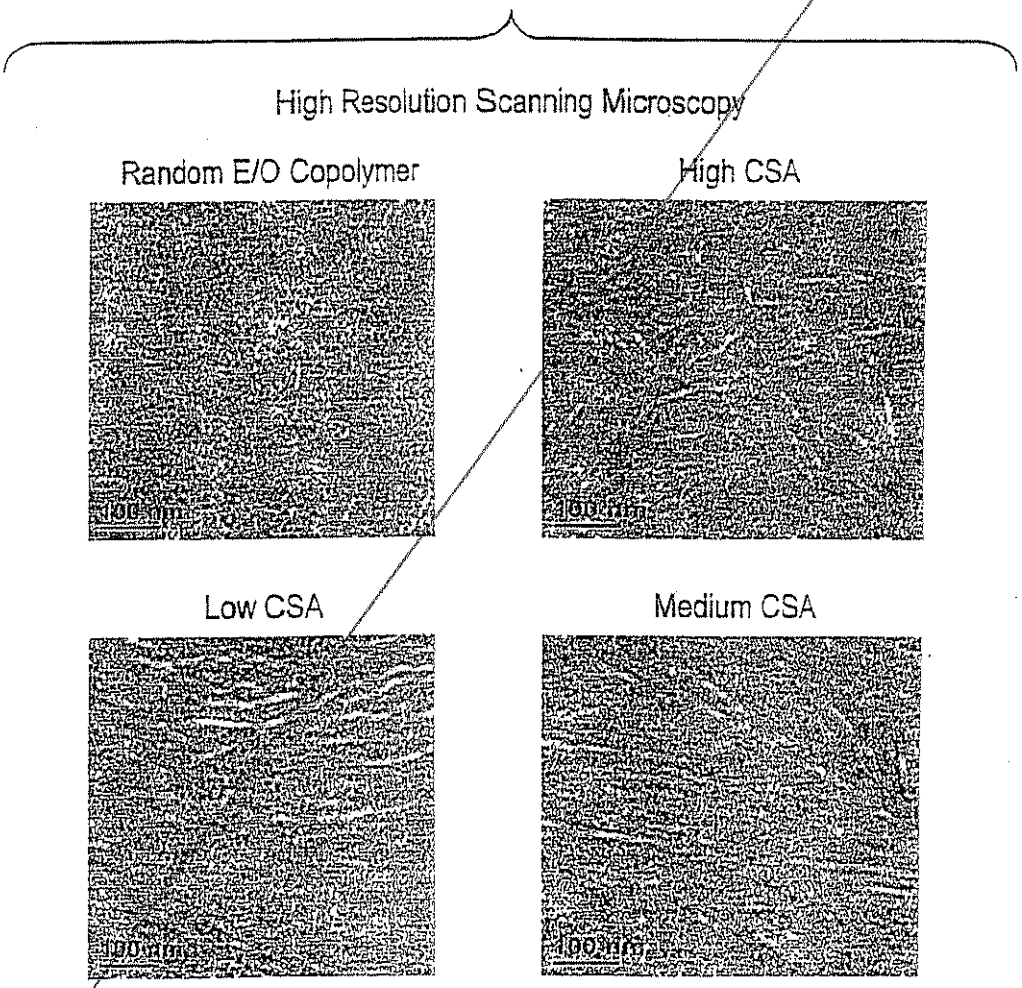
High Resolution Scanning Microscopy
Random E/O Copolymer
High CSA
Low CSA
Medium CSA
100 nm
100 nm
100 nm
100 nm

FIG. 50

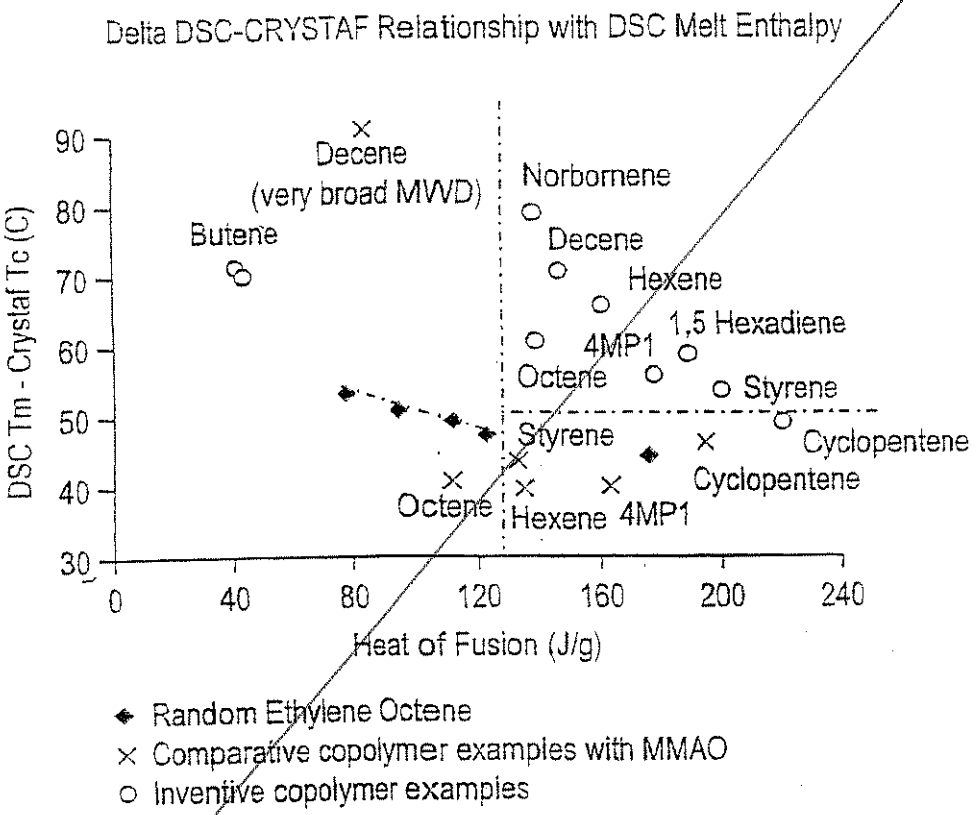
Delta DSC-CRYSTAF Relationship with DSC Melt Enthalpy
DSC Tm - Crystaf Tc (C)
90
80
70
60
50
40
30
0
40
80
120
160
200
240
Heat of Fusion (J/g)
Decene
(very broad MWD)
Butene
Norbornene
Decene
Hexene
1,5 Hexadiene
4MP1
Octene
Styrene
Cyclopentene
Styrene
Cyclopentene
Octene
Hexene
4MP1
Random Ethylene Octene
Comparative copolymer examples with MMAO
Inventive copolymer examples

FIG. 51


0
µm
2.50

FIG. 52



FIG. 53

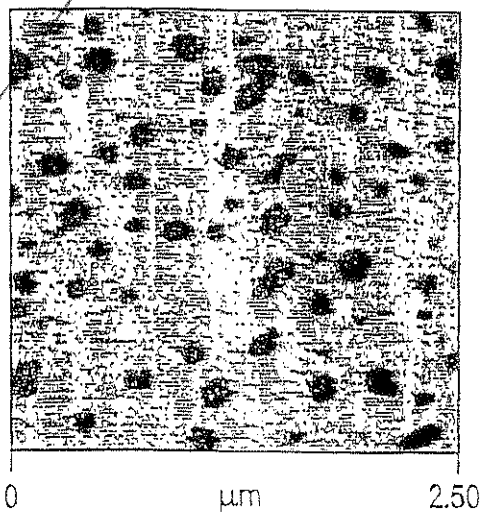

Fig. 29
High Resolution Scanning Microscopy

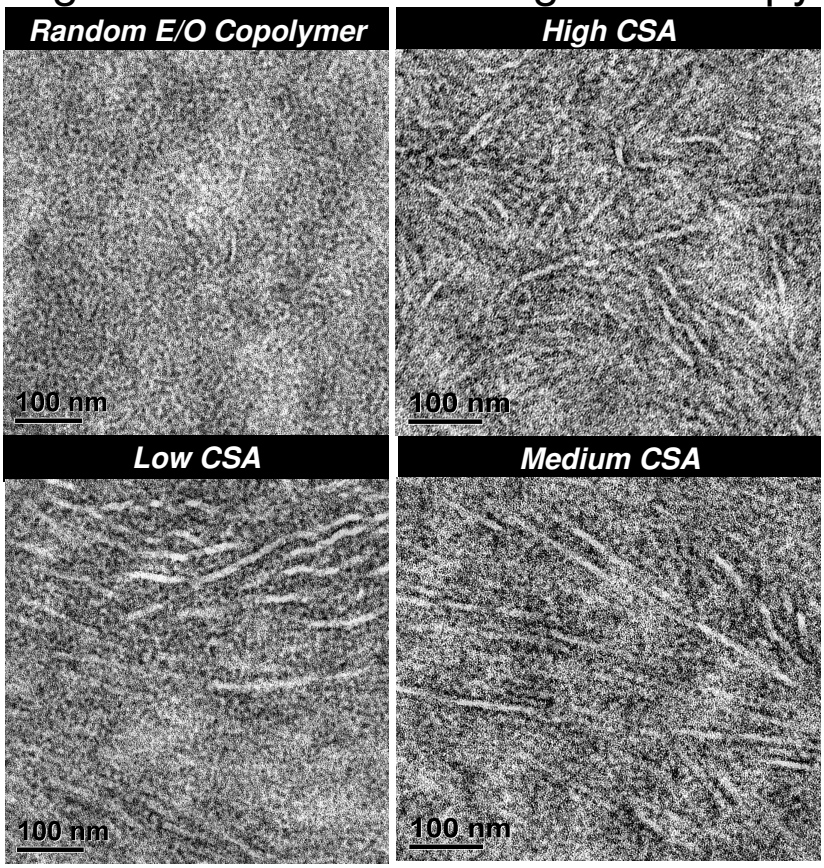

Fig. 50

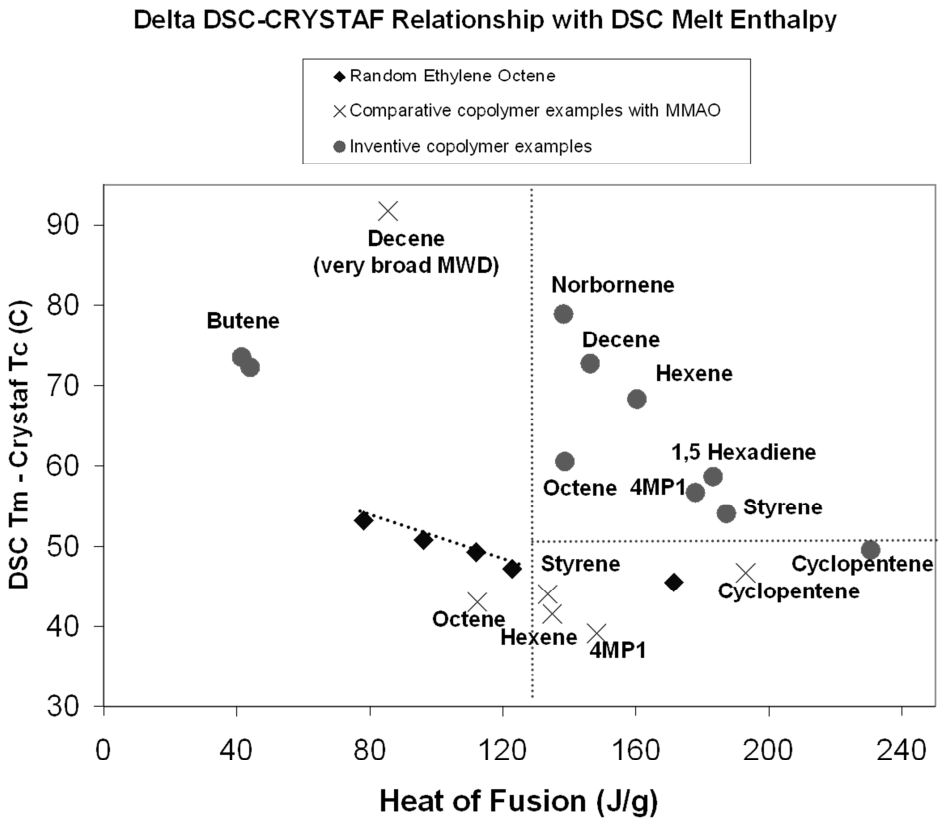
Delta DSC-CRYSTAF Relationship with DSC Melt Enthalpy
Random Ethylene Octene
Comparative copolymer examples with MMAO
Inventive copolymer examples
DSC Tm - Crystaf Tc (C)
Heat of Fusion (J/g)
Decene
(very broad MWD)
Butene
Norbornene
Decene
Hexene
1,5 Hexadiene
Octene
4MP1
Styrene
Styrene
Cyclopentene
Cyclopentene
Octene
Hexene
4MP1

Fig. 51


0
2.50 µm
0
µm
2.5

Fig. 52



0 µm 2.5

Fig. 53



0 µm 2.5