
No anti viral agent added
(Positive control)
Zinc chloride only
Zinc chloride + Chitosan
hydrochloride +
Benzalkonium chloride

Fig. 1

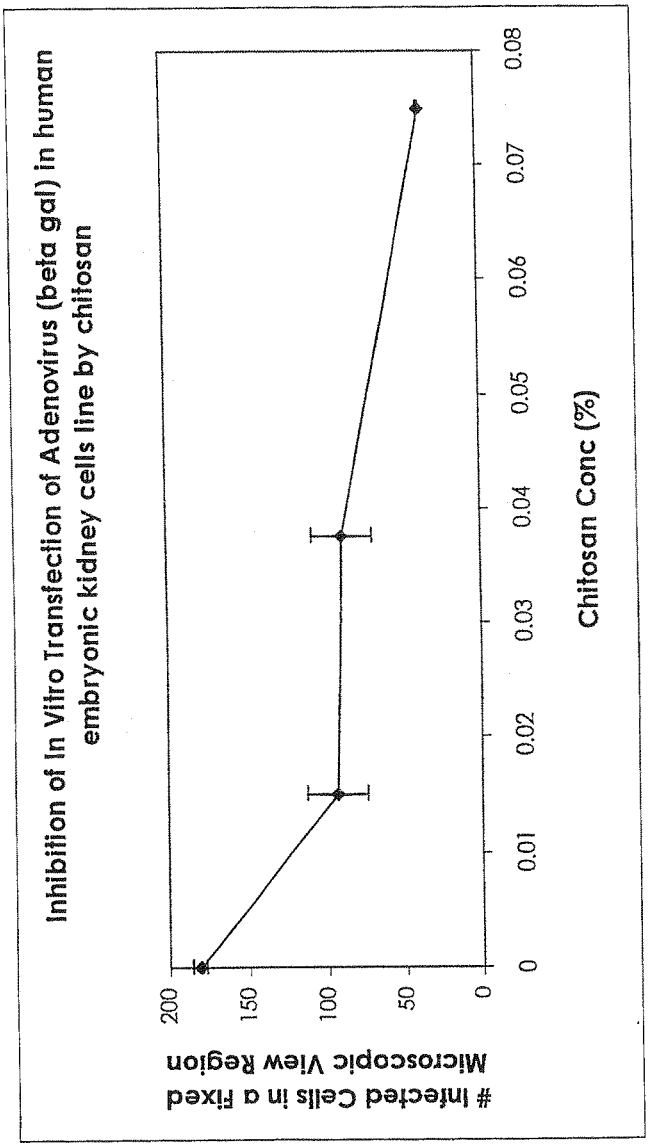
Inhibition of In Vitro Transfection of Adenovirus (beta gal) in human embryonic kidney cells line by chitosan
Infected Cells in a fixed Microscopic View Region
200
150
100
50
0
0
0.01
0.02
0.03
0.04
0.05
0.06
0.07
0.08
Chitosan Conc (%)

Fig. 2

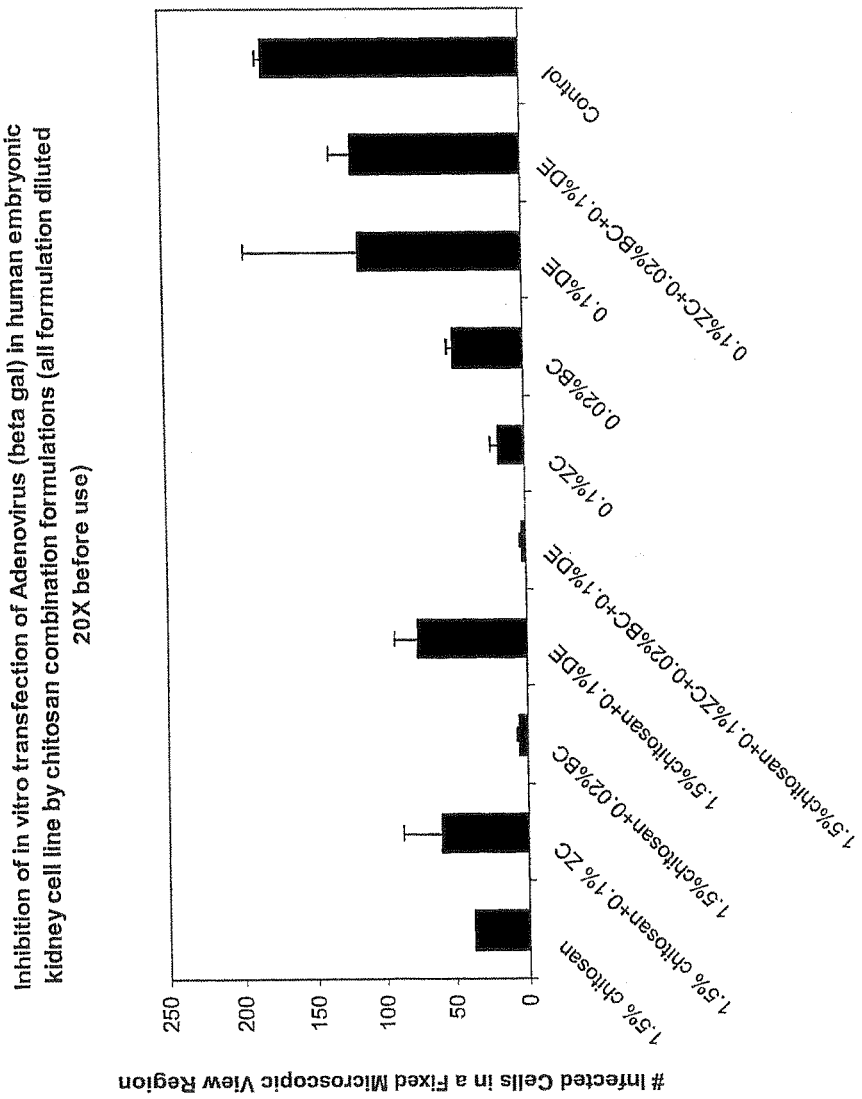
Inhibition of in vitro transfection of Adenovirus (beta gal) in human embryonic kidney cell line by chitosan combination formulations (all formulation diluted 20X before use)
Infected Cells in a Fixed Microscopic View Region
250
200
150
100
50
0
1.5% chitosan
1.5% chitosan+0.1% ZC
1.5%chitosan+0.02%BC
1.5%chitosan+0.1%DE
1.5%chitosan+0.1%ZC+0.02%BC+0.1%DE
0.1%ZC
0.02%BC
0.1%DE
0.1%ZC+0.02%BC+0.1%DE
Control

Fig. 3


No antiviral added
("Positive control")
LPI-004 Formulation
(at 1/8 strength)
Zinc only preparation
(at 1/8 strength)
LPI-004 Formulation
(at 1/4 strength)
Zinc only preparation
(at 1/4 strength)
No virus added
("Negative control")
LPI-004 Formulation
(at 1/2 strength)
Zinc only preparation
(at 1/2 strength)

Fig. 4



Fig. 5A



Fig. 5B



Fig. 6A



Fig. 6B